


Grade 2



TERM 1



HL ENG



WORKSHEET







PACK

HOME LANGUAGE WORKSHEET






ENGLISH GRADE 3 TERM 1

WEEK 3




MONDAY ACTIVITY 1


	LOOK & SAY	busy	everyone	worst	ever	birthday
	SOUND OUT	sad	mad	fun	not	
		sit	think	wish	chat	
	READ	I am <u>sad</u> . I am <u>mad</u> . I am <u>sad</u> and I am <u>mad</u> . I <u>sit</u> . I <u>think</u> . I <u>sit</u> and <u>think</u> . I <u>sit</u> and <u>think</u> and I am <u>mad</u> and I am <u>sad</u> .				
	WRITE	Write the  and  words in your dictionary.				

MONDAY ACTIVITY 2





	READ	Read the  and  words from Activity 1.
	READ	Can we <u>sit</u> ? Can we <u>chat</u> ? Can we <u>sit</u> and <u>chat</u> ? It will be <u>fun</u> . It will be <u>fun</u> to <u>sit</u> and <u>chat</u> . I <u>think</u> it will be <u>fun</u> to <u>sit</u> and <u>chat</u> .
	WRITE	Write a sentence with: sad Write a question with: fun

TUESDAY ACTIVITY 1





	LOOK & SAY	busy	everyone	worst	ever	birthday
	SOUND OUT	pray	prank	prick	preen	
		press	proud			
	READ	I am not <u>proud</u> . I am not <u>proud</u> of the <u>prank</u> . It is the worst. It is the worst <u>prank</u> . It is the worst <u>prank</u> ever. Are you <u>proud</u> ? Are you <u>proud</u> of the <u>prank</u> ? Everyone is mad. Everyone is sad. It was not fun. It was not fun to see everyone sad. It was not fun to see everyone mad.				

	WRITE	1. How does everyone feel? Everyone is _____ and _____. 2. What was not fun? It was not fun to _____.
---	--------------	--







TUESDAY ACTIVITY 2

	READ	Read the  and  words from Activity 1.
	WRITE	Write a sentence with: pray Write a question with: birthday



WEDNESDAY ACTIVITY 1

	LOOK & SAY	busy	everyone	worst	ever	birthday
	SOUND OUT	light	sight	fight	night	
	READ	I see. I see a <u>light</u> . I see a <u>bright light</u> . Can you see the <u>light</u> ? Can you see the <u>bright light</u> ? It is a <u>sight</u> . It is a <u>sight</u> to see the <u>bright light</u> . It is a <u>sight</u> to see the <u>bright light</u> at <u>night</u> . It is not <u>right</u> . It is not <u>right</u> to <u>fight</u> . It is not <u>right</u> to <u>fight</u> in the <u>night</u> .				
	WRITE	1. What can I see? I can see a _____. 2. What is not right? It is not right to _____.				

WEDNESDAY ACTIVITY 2

	READ	Read the  and  words from Activity 1.
	WRITE	Write the  words and  words in your dictionary. Write a sentence with: light Write a question with: busy

THURSDAY ACTIVITY 1

	LOOK & SAY	busy	everyone	wors	ever	birthday
	SOUND OUT	proud	prick	pray	press	
		right	fight	sight	night	



READ



Mandla is sad.
Mandla is mad.
Mom is busy. Dad is busy.
Everyone is busy.
This is the worst


birthday ever! It is not right. It is not right to be busy. It is not right to be busy on my birthday. It is not right for mom to be busy. It is not right for dad to be busy. It is not right for everyone to be busy on my birthday. This is the worst birthday ever!

THURSDAY ACTIVITY 2







READ





Read the  and  words from Activity 1.

	<p>WRITE</p>	<ol style="list-style-type: none"> 1. Who is sad? _____ is sad. 2. Why is Mandla sad? He is sad because _____. 3. What is not right? It is not right for _____. 4. Who is busy? _____ is busy. 5. What kind of birthday is this? This is the _____ birthday.
---	---------------------	---

FRIDAY ACTIVITY 1

	<p>READ</p>	<p>Read all the  and  words again.</p>
	<p>READ</p>	<p>Read the story from Thursday Activity 1.</p>

FRIDAY ACTIVITY 2







	<p>READ</p>	<p>Read all the  and  words again.</p>
	<p>WRITE</p>	<p>Write the sentences in your book. Fix the mistakes.</p> <ol style="list-style-type: none"> 1. mandla is sad on his birthday 2. is it right for everyone to be busy 3. this is the worst birthday ever

HOME LANGUAGE WORKSHEET






ENGLISH GRADE 2 TERM 1

WEEK 4



MONDAY ACTIVITY 1


	LOOK & SAY	ideas	many	thought	party	what
	SOUND OUT	right	tight	night	high	
		prick	proud	prank	press	
	READ	I was <u>right</u> . I thought I was <u>right</u> . I thought I was <u>right</u> at <u>night</u> . I was <u>proud</u> . I was <u>proud</u> that I was <u>right</u> . I was <u>proud</u> that I thought that I was <u>right</u> . I was <u>proud</u> that I thought that I was <u>right</u> at <u>night</u> .				
	WRITE	Write the  and  words in your dictionary.				


MONDAY ACTIVITY 2

	READ	Read the  and  words from Activity 1.				
	READ	I have so many ideas. I have so many ideas at <u>night</u> . I have so many bright ideas at <u>night</u> . I am proud. I am <u>proud</u> of my thoughts. I am <u>proud</u> of my thoughts at <u>night</u> . I am <u>proud</u> of my bright thoughts at <u>night</u> .				
	WRITE	Write a sentence with: high Write a question with: party				

TUESDAY ACTIVITY 1


	LOOK & SAY	ideas	many	thought	party	what
	SOUND OUT	swing	swim	swop	swam	
		swop	sway			

	READ	I will <u>swim</u> . I will <u>swim</u> at the party. I will <u>swing</u> . I will <u>swim</u> at the party. I will <u>swim</u> and I will <u>swing</u> . I will <u>swim</u> and I will <u>swing</u> at the party. I will <u>sway</u> . I will <u>sway</u> at the party. I will <u>swing</u> and <u>swim</u> and <u>sway</u> at the party!
---	------	--


	WRITE	1. What will I do? I will _____ and _____ and _____. 2. Where will I swim and swing and sway? I will swim and swing and sway at the _____.
---	-------	---


TUESDAY ACTIVITY 2


	READ	Read the  and  words from Activity 1.
---	------	---

	WRITE	Write a sentence with: swim Write a question with: party
---	-------	---

WEDNESDAY ACTIVITY 1




	LOOK & SAY	ideas	many	thought	party	what
	SOUND OUT	slime	bike	bite	kite	
		hike	crime			

	READ	I will ride. I will ride my <u>bike</u> . I will ride my <u>bike</u> to the party. I will <u>bite</u> . I will <u>bite</u> the <u>slime</u> . I will <u>bite</u> the <u>slime</u> at the party. You must not. You must not <u>bite</u> . You must not <u>bite</u> the <u>slime</u> at the party. You can <u>swim</u> . You can <u>swim</u> and <u>swing</u> . You can <u>swim</u> and <u>swing</u> at the party.
---	------	--



	WRITE	1. What will I ride? I will ride my _____. 2. What will I bite at the party? I will bite _____ at the party.
---	-------	---


WEDNESDAY ACTIVITY 2

	READ	Read the  and  words from Activity 1.
---	------	---

	WRITE	Write the  words and  words in your dictionary. Write a sentence with: kite Write a question with: hike
---	--------------	--


THURSDAY ACTIVITY 1

	LOOK & SAY	ideas	many	thought	party	what
	SOUND OUT	bite	slime	swim	kite	
		swing	swop	bike	swam	





	READ	<div data-bbox="424 663 1098 1167" data-label="Image"> </div> <p>Zanele has many ideas. Zanele has many thoughts. Zanele has many ideas and thought for a party. What party will she have? What party will she like? Will she have a <u>kite</u> party? No she will not. Will she have a <u>slime</u> party? No she will not. Will she have a bike party? No she will not. What party will she have? What party will she like?</p>
---	-------------	--

THURSDAY ACTIVITY 2





	READ	Read the  and  words from Activity 1.
---	-------------	---

	<p style="text-align: center;">WRITE</p>	<ol style="list-style-type: none"> 1. Who has many ideas? _____ has many ideas. 2. What does Zanele have many thoughts and ideas about? She has many thoughts and ideas about _____. 3. Will she have a kite party? Yes/No, she will/ will not have a kite party. 4. Will she have a slime party? Yes/No, she will/ will not have a slime party. 5. Will she have a bike party? Yes/No, she will/ will not have a bike party.
---	---	--

FRIDAY ACTIVITY 1

	<p style="text-align: center;">READ</p>	<p>Read all the  and  words again.</p>
	<p style="text-align: center;">READ</p>	<p>Read the story from Thursday Activity 1.</p>

FRIDAY ACTIVITY 2







	<p style="text-align: center;">READ</p>	<p>Read all the  and  words again.</p>
	<p style="text-align: center;">WRITE</p>	<p>Write the sentences in your book. Fix the mistakes.</p> <ol style="list-style-type: none"> 1. zanele has many ideas 2. will she have a kite party 3. what party will she like

HOME LANGUAGE WORKSHEET






ENGLISH GRADE 2 TERM 1

WEEK 5



MONDAY ACTIVITY 1


	LOOK & SAY	good	drove	wish	different	enough
	SOUND OUT	right	night	swop	sway	
		prick	proud	hike	crime	
	READ	I will <u>hike</u> . I like to <u>hike</u> . Do you like to <u>hike</u> ? It is good. It is good to <u>hike</u> . I <u>hike</u> at <u>night</u> . Is it good? Is it good to <u>hike</u> at <u>night</u> ? Is it <u>right</u> ? Is it <u>right</u> to <u>hike</u> at <u>night</u> ? It is not good. It is not good to <u>hike</u> at <u>night</u> . It is not <u>right</u> . It is not <u>right</u> to <u>hike</u> at <u>night</u> .				
	WRITE	Write the  and  words in your dictionary.				


MONDAY ACTIVITY 2

	READ	Read the  and  words from Activity 1.				
	READ	I will <u>prick</u> my mom. I will <u>prick</u> my mom with a pin. Is it good? Is it good to <u>prick</u> my mom? Is it good to <u>prick</u> my mom with a pin? No, it is not good! It is not good to <u>prick</u> my mom with a pin! Is it <u>right</u> ? Is it <u>right</u> to <u>prick</u> my mom? Is it <u>right</u> to <u>prick</u> my mom with a pin? No, it is not <u>right</u> ! It is not <u>right</u> to <u>prick</u> my mom with a pin!				
	WRITE	Write a sentence with: swop Write a question with: drove				

TUESDAY ACTIVITY 1


	LOOK & SAY	good	drove	wish	different	enough
	SOUND OUT	string	strain	strong	stray	
		stripe	street			

	READ	I see a dog. I see a <u>stray</u> dog. I see a <u>stray</u> dog on the <u>street</u> . I will get a <u>string</u> . I will get a <u>strong string</u> . I will get a <u>strong string</u> to help the dog. I will get a <u>strong string</u> to help the <u>stray</u> dog. He has a <u>stripe</u> . He has a <u>stripe</u> on his back. He is good. He is good dog.
---	------	---


	WRITE	1. What do I see? I see a ____. 2. What will I get to help the dog? I will get a ____.
---	-------	---


TUESDAY ACTIVITY 2


	READ	Read the  and  words from Activity 1.
---	------	---


	WRITE	Write a sentence with: strong Write a question with: wish
---	-------	--

WEDNESDAY ACTIVITY 1







	LOOK & SAY	good	drove	wish	different	enough
---	------------	------	-------	------	-----------	--------

	SOUND OUT	tiger	blind	kind	find
		kind	tiger	find	blind



	READ	I will <u>find</u> . I will <u>find</u> a <u>tiger</u> . I will <u>find</u> a <u>blind tiger</u> . The <u>blind tiger</u> is good. The <u>blind tiger</u> is <u>kind</u> . Is the <u>blind tiger</u> strong? Yes the <u>blind tiger</u> is strong. What will the <u>tiger</u> do? What will the <u>blind tiger</u> do? Will the <u>tiger</u> fight? Will the <u>blind tiger</u> fight? No, the <u>blind tiger</u> will not fight. The <u>blind tiger</u> is good and <u>kind</u> .
---	------	--


	WRITE	1. What will I find? I will find a ____. 2. Will the tiger fight? Yes/No, the tiger will/will not fight.
---	-------	---

WEDNESDAY ACTIVITY 2

	READ	Read the  and  words from Activity 1.
	WRITE	Write the  words and  words in your dictionary. Write a sentence with: tiger Write a question with: find


THURSDAY ACTIVITY 1

	LOOK & SAY	good	drove	wish	different	enough
	SOUND OUT	tiger	blind	kind	find	
		strong	street	stray	string	





	READ	<div data-bbox="399 884 1021 1624" data-label="Image"> </div> <p data-bbox="1045 862 1508 1691">Chuck is good. Chuck is <u>kind</u>. Chuck is <u>strong</u>. He is good and <u>kind</u> and <u>strong</u>. He is good and <u>kind</u> and <u>strong</u> but Chuck will wish. He will wish to be different. He thought he was not good enough. He was sad. He was sad as he drove on the <u>street</u>. He must not be sad! He must not wish to be different! He is good enough.</p>
---	------	---

THURSDAY ACTIVITY 2





	READ	Read the  and  words from Activity 1.
---	------	---

	<p>WRITE</p>	<ol style="list-style-type: none"> 1. Who is the story about? The story is about _____. 2. What does Chuck wish to be? Chuck wishes to be _____. 3. How did chuck feel as he drove on the street? Chuck felt _____ as he drove on the street. 4. What kind of truck is Chuck? Chuck is _____ and _____ and _____. 5. Is Chuck good enough? Yes/No, he is/ is not good enough.
---	---------------------	--

FRIDAY ACTIVITY 1

	<p>READ</p>	<p>Read all the  and  words again.</p>
	<p>READ</p>	<p>Read the story from Thursday Activity 1.</p>

FRIDAY ACTIVITY 2






	<p>READ</p>	<p>Read all the  and  words again.</p>
	<p>WRITE</p>	<p>Write the sentences in your book. Fix the mistakes.</p> <ol style="list-style-type: none"> 1. he must not wish to be different 2. he was sad as he drove on the street 3. he is good and kind and strong

HOME LANGUAGE WORKSHEET






ENGLISH GRADE 2 TERM 1

WEEK 6



MONDAY ACTIVITY 1



	LOOK & SAY	school	first	started	running	great
	SOUND OUT	strong	street	find	kind	
		proud	hike	bike	swim	
	READ	I am <u>strong</u> . I am <u>proud</u> . I am <u>kind</u> . I am <u>strong</u> and <u>proud</u> and <u>kind</u> . I like to be me. I like to <u>hike</u> . I like to <u>swim</u> . I like to ride my <u>bike</u> . I like to <u>hike</u> and <u>swim</u> and ride my <u>bike</u> . I like to be me. I am <u>proud</u> to be me. I think I am great!				
	WRITE	Write the  and  words in your dictionary.				

MONDAY ACTIVITY 2





	READ	Read the  and  words from Activity 1.
	READ	I ride my <u>bike</u> . I ride my <u>bike</u> to school. I ride my <u>bike</u> to school on the <u>street</u> . I think it is great. I think it is great to ride my <u>bike</u> . I think it is great to ride my <u>bike</u> to school. I think it is great to ride my <u>bike</u> to school on the <u>street</u> . Do you think it is great? Do you think it is great to ride a <u>bike</u> ? Do you think it is great to ride a <u>bike</u> to school?
	WRITE	Write a sentence with: swim Write a question with: school

TUESDAY ACTIVITY 1





	LOOK & SAY	school	first	started	running	great
	SOUND OUT	eat	seat	meat	meal	
		steal	real			

	READ	I will <u>eat</u> . I will <u>eat</u> the <u>meat</u> . It is great. It is a great <u>meal</u> . It is a great <u>meal</u> to <u>eat</u> the <u>meat</u> . I will sit. I will sit on the <u>seat</u> . I will sit on the <u>seat</u> and <u>eat</u> . I will sit on the <u>seat</u> and <u>eat</u> the <u>meat</u> . I will <u>eat</u> enough. I will <u>eat</u> enough <u>meat</u> .
	WRITE	1. What will I eat? I will eat the _____. 2. Where will I sit? I will sit on the _____.




TUESDAY ACTIVITY 2

	READ	Read the  and  words from Activity 1.
	WRITE	Write a sentence with: steal Write a question with: real

WEDNESDAY ACTIVITY 1





	LOOK & SAY	school	first	started	running	great
	SOUND OUT	scrap	scream	screen	scrape	
		scram				
	READ	I <u>scream</u> . I <u>scream</u> at school. Do you <u>scream</u> ? Do you <u>scream</u> at school? Is it good? Is it good to <u>scream</u> ? Is it good to <u>scream</u> at school? No it is not good. It is not good to <u>scream</u> at school. I will not <u>scream</u> . I will not <u>scream</u> at school. I will sit in my seat and I will not <u>scream</u> .				
	WRITE	1. Where do I scream? I scream at _____. 2. Is it good to scream at school? Yes/No, it is/is not good to scream at school.				

WEDNESDAY ACTIVITY 2





	READ	Read the  and  words from Activity 1.
	WRITE	Write the  words and  words in your dictionary. Write a

sentence with: scrape
Write a question with: first





THURSDAY ACTIVITY 1

	LOOK & SAY	school	first	started	running	great	
	SOUND OUT	seat		eat	real	dream	
		screen		scrap	scrape	scream	
	READ						<p>Haile is great. He is great at running. He first started running to school. He was great at running to school. Haile had</p>
		<p>a <u>dream</u>. He had a <u>dream</u> to run. He had a <u>dream</u> to be the best. He had a <u>dream</u> to be the best at running. He will fight. He will fight to reach his <u>dream</u>! He will fight to reach his <u>dream</u> to be the best at running.</p>					





THURSDAY ACTIVITY 2

	READ	Read the  and  words from Activity 1.
	WRITE	<ol style="list-style-type: none">Who is great? _____ is great.What is Haile great at? Haile is great at _____.Where did he first start running to? He started running to _____.What did he want to be the best at? He wanted to be the best at _____.What will he do to reach his dream? He will _____ to reach his dream.

FRIDAY ACTIVITY 1

	READ	Read all the  and  words again.
	READ	Read the story from Thursday Activity 1.

FRIDAY ACTIVITY 2







	READ	Read all the  and  words again.
	WRITE	Write the sentences in your book. Fix the mistakes. <ol style="list-style-type: none">haile had a dreamhe had a dream to runhe will fight to reach his dream

HOME LANGUAGE WORKSHEET






ENGLISH GRADE 2 TERM 1

WEEK 7



MONDAY ACTIVITY 1


	LOOK & SAY	how	tyre	have	want	could
	SOUND OUT	swing	proud	strong	scream	
		real	kind	bike	night	
	READ	Can you ride? Can you ride a <u>bike</u> ? Can you ride a <u>bike</u> at <u>night</u> ? I want to ride a <u>bike</u> . I want to ride a <u>bike</u> at <u>night</u> . How do you ride a <u>bike</u> ? How do you ride a <u>bike</u> at <u>night</u> ? Could you teach me? Could you teach me to ride a <u>bike</u> at <u>night</u> ?				
	WRITE	Write the  and  words in your dictionary.				


MONDAY ACTIVITY 2

	READ	Read the  and  words from Activity 1.				
	READ	Have you seen my <u>bike</u> ? I have lost it. I lost it at <u>night</u> . I lost my <u>bike</u> at <u>night</u> . Could you be <u>kind</u> ? Could you be <u>kind</u> and help me? Could you be <u>kind</u> and help me find my <u>bike</u> ? How will we find it? How will we find the <u>bike</u> ? How will we find the <u>bike</u> that I lost at <u>night</u> ?				
	WRITE	Write a sentence with: scream Write a question with: how				

TUESDAY ACTIVITY 1


	LOOK & SAY	how	tyre	have	want	could
	SOUND OUT	catch	hatch	match	fetch	
		stretch	switch	thatch	witch	

	READ	<p>I will <u>fetch</u>. I will <u>fetch</u> the <u>match</u>. I want to <u>fetch</u> the <u>match</u>. How will you <u>fetch</u>? How will you <u>fetch</u> the <u>match</u>? It is by the <u>witch</u>. The <u>match</u> is by the <u>witch</u>. The <u>match</u> is by the <u>witch</u> in the <u>thatch</u> hut. How will <u>fetch</u> the <u>match</u> by the <u>witch</u> in the <u>thatch</u> hut?</p>
---	-------------	--


	WRITE	<p>1. What do I want to fetch? I want to fetch the _____.</p> <p>2. Where is the match? It is by the _____ in the _____ hut.</p>
---	--------------	--


TUESDAY ACTIVITY 2


	READ	<p>Read the  and  words from Activity 1.</p>
---	-------------	--


	WRITE	<p>Write a sentence with: catch Write a question with: want</p>
---	--------------	--

WEDNESDAY ACTIVITY 1

	LOOK & SAY	how	tyre	have	want	could
---	-----------------------	-----	------	------	------	-------

	SOUND OUT	fishy	meaty	smelly	tricky
		greedy	badly	dusty	very

	READ	<p>Have you seen the <u>fishy</u> fish? The <u>fishy</u> fish is <u>smelly</u>. The <u>fishy</u> fish is <u>very smelly</u>. The <u>fishy</u> fish is <u>greedy</u>. The <u>fishy</u> fish is <u>very greedy</u>. The <u>fishy</u> fish is <u>tricky</u>. The <u>fishy</u> fish is <u>very tricky</u>. The <u>fishy</u> fish is <u>very smelly</u> and <u>greedy</u> and <u>tricky</u>. How can the <u>fishy</u> fish be <u>smelly</u> and <u>greedy</u> and <u>tricky</u>?</p>
---	-------------	---


	WRITE	<p>1. Who is the story about? The story is about the _____.</p> <p>2. What kind of fish is the fishy fish? The fishy fish is very _____ and _____ and _____.</p>
---	--------------	--

WEDNESDAY ACTIVITY 2





	READ	Read the and words from Activity 1.
	WRITE	Write the words and words in your dictionary. Write a sentence with: dusty Write a question with: smelly

THURSDAY ACTIVITY 1





	LOOK & SAY	how	tyre	have	want	could
	SOUND OUT	very	badly	dusty	tricky	
		fetch	catch	match	stretch	

	READ	 <p>Jane likes to ride her bike. She likes to ride her bike with Mandu. Jane hits her tyre. She hits her tyre on a rock. Her tyre is flat! How will she get back? It will be <u>tricky</u> to get back. It will be <u>very tricky</u> to get back with a flat tyre. Mandu could help. Mandu will go and <u>fetch</u> a pump. He will <u>fetch</u> a pump to fix the tyre.</p>
--	-------------	---





THURSDAY ACTIVITY 2

	READ	Read the  and  words from Activity 1.
	WRITE	<ol style="list-style-type: none">Who likes to ride her bike? _____ likes to ride her bike.What does Jane hit her tyre on? She hits her tyre on _____.Who could help? Mandu could help _____.What will Mandu go and fetch? He will go and fetch _____.Why will he fetch a pump? He will fetch a pump to _____.

FRIDAY ACTIVITY 1

	READ	Read all the  and  words again.
	READ	Read the story from Thursday Activity 1.

FRIDAY ACTIVITY 2

	READ	Read all the  and  words again.
	WRITE	Write the sentences in your book. Fix the mistakes. <ol style="list-style-type: none">she likes to ride her bike with manduher tyre is flathow will she get back

HOME LANGUAGE WORKSHEET






ENGLISH GRADE 2 TERM 1

WEEK 8

MONDAY ACTIVITY 1




	LOOK & SAY	laugh	home	hiding	found	where
	SOUND OUT	find	catch	tricky	very	
		fetch	real	street	proud	
	READ	I am hiding. Can you <u>find</u> me? Am I hiding by the <u>street</u> ? No I am not. Am I hiding by the dog? No I am not. I am hiding in a <u>tricky</u> spot. I am hiding in a <u>very tricky</u> spot. Where am I hiding? I must not laugh. I must not laugh or you will <u>find</u> me. You will <u>find</u> me and <u>catch</u> me. I am <u>proud</u> of my <u>tricky</u> hiding spot!				
	WRITE	Write the  and  words in your dictionary.				

MONDAY ACTIVITY 2





	READ	Read the  and  words from Activity 1.
	READ	I will go home. I will go home to <u>find</u> you. I will go home. I will go home to <u>catch</u> you. You are hiding. Where are you hiding? I will <u>find</u> you! Where are you hiding? I will <u>catch</u> you! You will laugh. You will laugh and I will <u>find</u> you. You will laugh and I will <u>catch</u> you. I found you! I found you hiding. I found you hiding in a <u>tricky</u> spot.
	WRITE	Write a sentence with: tricky Write a question with: where

TUESDAY ACTIVITY 1




	LOOK & SAY	laugh	home	hiding	found	where
---	------------	-------	------	--------	-------	-------


	SOUND OUT	key	donkey	turkey	valley
		donkey	key	valley	turkey
	READ	I found a <u>donkey</u> . I found a <u>turkey</u> . I found a <u>donkey</u> and a <u>turkey</u> . Where did you find the <u>donkey</u> ? Where did you find the <u>turkey</u> ? I found the <u>donkey</u> in the <u>valley</u> . I found the <u>donkey</u> hiding in the <u>valley</u> . I found the <u>turkey</u> in the <u>valley</u> . I found the <u>turkey</u> hiding in the <u>valley</u> . I found the <u>donkey</u> and the <u>turkey</u> hiding in the <u>valley</u> .			
	WRITE	1. What did I find? I found a _____ and a _____. 2. Where did I find them? I found them in the _____.			

TUESDAY ACTIVITY 2







	READ	Read the  and  words from Activity 1.
	WRITE	Write a sentence with: key Write a question with: donkey

WEDNESDAY ACTIVITY 1



	LOOK & SAY	laugh	home	hiding	found	where
	SOUND OUT	cage	rage	page	sage	
		age	stage	wage	engage	
	READ	I see a <u>cage</u> . Where is the <u>cage</u> ? The <u>cage</u> is on the <u>stage</u> . I will hide. I will hide in the <u>cage</u> . I will hide in the <u>cage</u> on the <u>stage</u> . I will not laugh. I will not laugh in the <u>cage</u> . I will not laugh in the <u>cage</u> on the <u>stage</u> . I will not get in a <u>rage</u> . I will not get in a <u>rage</u> in the <u>cage</u> . I will not get in a <u>rage</u> in the <u>cage</u> on the <u>stage</u> . You will not find me hiding in the <u>cage</u> on the <u>stage</u> !				


	WRITE	<p>1. What do I see? I see a _____.</p> <p>2. Where is the cage? The cage is on the _____.</p>
---	--------------	--

WEDNESDAY ACTIVITY 2





	READ	Read the  and  words from Activity 1.
	WRITE	Write the  words and  words in your dictionary. Write a sentence with: page Write a question with: home

THURSDAY ACTIVITY 1





	LOOK & SAY	laugh	home	hiding	found	where
	SOUND OUT	rage	cage	key	donkey	
		valley	turkey	page	age	

	READ	<div data-bbox="406 1086 1029 1780" data-label="Image"> </div> <p>Siviwe likes to hide. Where is Siviwe hiding? Is he hiding in the <u>cage</u>? No he is not. Is he hiding in the <u>valley</u>? No he is not. Is he hiding by the <u>turkey</u>? No he is not. Is he hiding at home? No he is not. Where is he hiding? We cannot find him. Is he hiding in the drum? Yes he is.</p> <p>He was hiding in the drum. We found him. We found Siviwe!</p>
---	-------------	--





THURSDAY ACTIVITY 2

	READ	Read the  and  words from Activity 1.
	WRITE	<ol style="list-style-type: none">Who likes to hide? _____ likes to hide.Where was the first place we thought he was hiding? Firstly we thought he was hiding in the _____.Where was the second place we thought he was hiding? Secondly we thought he was hiding in the _____.Where was the third place we thought he was hiding? Thirdly we thought he was hiding by the _____.Where was Siviwe hiding? He was hiding in the _____.

FRIDAY ACTIVITY 1

	READ	Read all the  and  words again.
	READ	Read the story from Thursday Activity 1.

FRIDAY ACTIVITY 2

	READ	Read all the  and  words again.
	WRITE	Write the sentences in your book. Fix the mistakes. <ol style="list-style-type: none">where is siviwe hidingis he hiding in the drumwe found siviwe

HOME LANGUAGE WORKSHEET






ENGLISH GRADE 2 TERM 1

WEEK 9



MONDAY ACTIVITY 1



	LOOK & SAY	together	please	buy	half	work
	SOUND OUT	greedy	kind	key	very	
		catch	strong	swim	hike	
	READ	I am <u>strong</u> . I am <u>very strong</u> . Are you <u>strong</u> ? Are you <u>very strong</u> ? I am <u>kind</u> . I am <u>very kind</u> . Are you <u>kind</u> ? Are you <u>very kind</u> ? I am not <u>greedy</u> . I am not <u>very greedy</u> . Are you <u>greedy</u> ? Are you <u>very greedy</u> ? I like to <u>swim</u> . Do you like to <u>swim</u> ? I like to <u>hike</u> . Do you like to <u>hike</u> ?				
	WRITE	Write the  and  words in your dictionary.				

MONDAY ACTIVITY 2





	READ	Read the  and  words from Activity 1.				
	READ	I like to play. I do not like to work. I like to <u>swim</u> . I do not like to work. I like to <u>hike</u> . I do not like to work. I like to play and <u>swim</u> and <u>hike</u> but I do not like to work. Do you like to play? Do you like to <u>swim</u> ? Do you like to <u>hike</u> ? Do you like to work?				
	WRITE	Write a sentence with: catch Write a question with: please				

TUESDAY ACTIVITY 1





	LOOK & SAY	together	please	buy	half	work
	SOUND OUT	fight	bike	string	find	
		eat	steal	crime	meat	

	READ	<p>I want to <u>eat</u>. I want to <u>eat</u> the <u>meat</u>. Could I <u>steal</u> the <u>meat</u>? Could I <u>steal</u> the <u>meat</u> that I want to <u>eat</u>? No, it is a <u>crime</u>. It is a <u>crime</u> to <u>steal</u>. It is a <u>crime</u> to <u>steal</u> the <u>meat</u>. You must buy the <u>meat</u>. You must buy the <u>meat</u> that you want to <u>eat</u>. Please do not <u>steal</u>! Please do not <u>steal</u> the <u>meat</u>!</p>
	WRITE	<p>1. What do I want to eat? I want to eat the _____.</p> <p>2. What is a crime? It is a crime to _____.</p>

TUESDAY ACTIVITY 2

	READ	Read the  and  words from Activity 1.
	WRITE	Write a sentence with: crime Write a question with: work

WEDNESDAY ACTIVITY 1


	LOOK & SAY	together	please	buy	half	work
	SOUND OUT	fright	smelly	tiger	light	
		prank	cage	fetch	scream	
	READ	<p>I will play a <u>prank</u>. I will play a <u>prank</u> on mom. I will buy the <u>tiger</u>. I will buy the <u>tiger</u> in the <u>cage</u>. The <u>tiger</u> is <u>smelly</u>. My mom will see the <u>tiger</u>. She will see the <u>smelly</u> <u>tiger</u>. Mom will get a <u>fright</u>. She will get a big <u>fright</u>. Mom will <u>scream</u>. I will laugh. I will laugh when mom gets a <u>fright</u>. I will laugh when mom <u>screams</u>!</p>				
	WRITE	<p>1. Who will I play a prank on? I will play a prank on _____.</p> <p>2. What will I buy? I will buy the _____.</p>				

WEDNESDAY ACTIVITY 2





	READ	Read the and words from Activity 1.
	WRITE	Write the words and words in your dictionary. Write a sentence with: fright Write a question with: buy

THURSDAY ACTIVITY 1





	LOOK & SAY	together	please	buy	half	work
	SOUND OUT	ride	street	bike	proud	
		very	find	page	stretch	

	READ	 <p>Marie wants a <u>bike</u>. She wants to <u>ride</u> with Busi. Busi has a <u>bike</u>. "Please can you buy me a <u>bike</u> dad?" Marie asks. "I will pay half." Dad says. Marie will work. She will work to buy the <u>bike</u>. She wants to <u>ride</u> her <u>bike</u>. She wants to ride her <u>bike</u> in the <u>street</u> with Busi. Marie has enough to buy the <u>bike</u>! Marie is very <u>proud</u> that she has enough. She can <u>ride</u> together with Busi.</p>	<p>Marie wants a <u>bike</u>. She wants to <u>ride</u> with Busi. Busi has a <u>bike</u>. "Please can you buy me a <u>bike</u> dad?" Marie asks. "I will pay half." Dad says. Marie</p>
--	------	---	---





THURSDAY ACTIVITY 2

	READ	Read the  and  words from Activity 1.
	WRITE	<ol style="list-style-type: none">Who wants a bike? _____ wants a bike.Who has a bike? _____ has a bike.How much will dad pay? Dad will pay _____.What will Marie do to buy the bike? Marie will _____ to buy the bike.How does Marie feel that she has enough to buy the bike? Marie feels _____ that she has enough to buy the bike.

FRIDAY ACTIVITY 1

	READ	Read all the  and  words again.
	READ	Read the story from Thursday Activity 1.

FRIDAY ACTIVITY 2







	READ	Read all the  and  words again.
	WRITE	Write the sentences in your book. Fix the mistakes. <ol style="list-style-type: none">she wants to ride with busiplease can you buy me a bike dad marie asksmarie has enough to buy the bike

HOME LANGUAGE WORKSHEET






ENGLISH GRADE 2 TERM 1

WEEK 10



MONDAY ACTIVITY 1



	LOOK & SAY	share	story	barn	lazy	candle
	SOUND OUT	prick	donkey	bite	fight	
		right	fetch	rage	night	
	READ	I will <u>prick</u> the <u>donkey</u> . I will <u>prick</u> the <u>donkey</u> with a pin. I will <u>fetch</u> the pin. I will <u>fetch</u> the pin to <u>prick</u> the <u>donkey</u> . The <u>donkey</u> is in the barn. It is not <u>right</u> ! It is not <u>right</u> to <u>prick</u> the <u>donkey</u> . It is not <u>right</u> to <u>prick</u> the <u>donkey</u> with a pin. The <u>donkey</u> will <u>bite</u> you. The <u>donkey</u> will <u>bite</u> you if you <u>prick</u> it with a pin!				
	WRITE	Write the  and  words in your dictionary.				

MONDAY ACTIVITY 2





	READ	Read the  and  words from Activity 1.				
	READ	Please do not <u>fight</u> . Please do not <u>fight</u> at <u>night</u> . It is not <u>right</u> . It is not <u>right</u> to <u>fight</u> at <u>night</u> . Do not get into a <u>rage</u> . Do not get into a <u>rage</u> at <u>night</u> . It is not <u>right</u> . It is not <u>right</u> to get into a <u>rage</u> . It is not <u>right</u> to get into a <u>rage</u> at <u>night</u> .				
	WRITE	Write a sentence with: fight Write a question with: story				

TUESDAY ACTIVITY 1





	LOOK & SAY	share	story	barn	lazy	candle
	SOUND OUT	swop	swing	bike	kite	
		steal	greedy	prank	kind	

	READ	Will you be <u>kind</u> ? Will you be <u>kind</u> and share? Will you be <u>kind</u> and share your <u>kite</u> ? Will you be <u>kind</u> and share your <u>kite</u> with me. I have a <u>kite</u> . We can <u>swop</u> . You must not be <u>greedy</u> . You must not be <u>greedy</u> , you must share. I will not <u>steal</u> your <u>kite</u> . I will not play a <u>prank</u> and <u>steal</u> your <u>kite</u> .
	WRITE	1. What do I want you to share with me? I want you to share your _____ with me. 2. Will I steal your kite? Yes/No, I will/ will not steal your kite.







TUESDAY ACTIVITY 2

	READ	Read the  and  words from Activity 1.
	WRITE	Write a sentence with: swop Write a question with: lazy



WEDNESDAY ACTIVITY 1



	LOOK & SAY	share	story	barn	lazy	candle
	SOUND OUT	donkey	turkey	tiger	bite	
	READ	Is the <u>donkey</u> in the barn? Yes, the <u>donkey</u> is in the barn. Is the <u>turkey</u> in the barn? Yes, the <u>turkey</u> is in the barn. Is the <u>tiger</u> in the barn? No, the <u>tiger</u> is not in the barn. The <u>tiger</u> will <u>bite</u> the <u>donkey</u> . The <u>tiger</u> will <u>bite</u> the <u>turkey</u> . It will be <u>very</u> bad if the <u>tiger</u> is in the barn!				
	WRITE	1. Who is in the barn? The _____ and _____ are in the barn. 2. What will the tiger do to the donkey and the turkey? The tiger will _____ the donkey and the turkey.				

WEDNESDAY ACTIVITY 2

	READ	Read the  and  words from Activity 1.
	WRITE	Write the  words and  words in your dictionary. Write a sentence with: meal Write a question with: barn


THURSDAY ACTIVITY 1

	LOOK & SAY	share	story	barn	lazy	candle
	SOUND OUT	bright	read	light	proud	
		night	page	seat	scream	





	READ	 <p>Let me share a story. In the story we see a boy. We think he is lazy. Is he lazy? He sits. He sits and <u>reads</u>. He sits and plans. He sits and <u>reads</u> and plans. He thinks. He thinks of an idea. He can <u>light</u> a candle. He can <u>light</u> a <u>bright</u> candle. He can <u>light</u> a <u>bright</u> candle in the barn. He is not lazy. He plans and thinks of ideas!</p>	<p>Let me share a story. In the story we see a boy. We think he is lazy. Is he lazy? He sits. He sits and</p>
---	------	---	---

THURSDAY ACTIVITY 2





	READ	Read the  and  words from Activity 1.
---	------	---

	<p>WRITE</p>	<ol style="list-style-type: none"> 1. Who do we see in the story? We see a _____ in the story. 2. What do we think? We think _____. 3. What does he sit and do? He sits and _____ and _____. 4. What can he light? He can light a _____. 5. Is the boy lazy? Yes/ No, the boy is/is not lazy.
---	---------------------	--

FRIDAY ACTIVITY 1

	<p>READ</p>	<p>Read all the  and  words again.</p>
	<p>READ</p>	<p>Read the story from Thursday Activity 1.</p>

FRIDAY ACTIVITY 2







	<p>READ</p>	<p>Read all the  and  words again.</p>
	<p>WRITE</p>	<p>Write the sentences in your book. Fix the mistakes.</p> <ol style="list-style-type: none"> 1. is he lazy 2. he is not lazy 3. he plans and thinks of ideas

HOME LANGUAGE WORKSHEET






ENGLISH GRADE 3 TERM 1

WEEK 3




MONDAY ACTIVITY 1


	LOOK & SAY	busy	everyone	worst	ever	birthday
	SOUND OUT	sad	mad	fun	not	
		sit	think	wish	chat	
	READ	I am <u>sad</u> . I am <u>mad</u> . I am <u>sad</u> and I am <u>mad</u> . I <u>sit</u> . I <u>think</u> . I <u>sit</u> and <u>think</u> . I <u>sit</u> and <u>think</u> and I am <u>mad</u> and I am <u>sad</u> .				
	WRITE	Write the  and  words in your dictionary.				

MONDAY ACTIVITY 2





	READ	Read the  and  words from Activity 1.
	READ	Can we <u>sit</u> ? Can we <u>chat</u> ? Can we <u>sit</u> and <u>chat</u> ? It will be <u>fun</u> . It will be <u>fun</u> to <u>sit</u> and <u>chat</u> . I <u>think</u> it will be <u>fun</u> to <u>sit</u> and <u>chat</u> .
	WRITE	Write a sentence with: sad Write a question with: fun

TUESDAY ACTIVITY 1





	LOOK & SAY	busy	everyone	worst	ever	birthday
	SOUND OUT	pray	prank	prick	preen	
		press	proud			
	READ	I am not <u>proud</u> . I am not <u>proud</u> of the <u>prank</u> . It is the worst. It is the worst <u>prank</u> . It is the worst <u>prank</u> ever. Are you <u>proud</u> ? Are you <u>proud</u> of the <u>prank</u> ? Everyone is mad. Everyone is sad. It was not fun. It was not fun to see everyone sad. It was not fun to see everyone mad.				

	WRITE	1. How does everyone feel? Everyone is _____ and _____. 2. What was not fun? It was not fun to _____.
---	--------------	--







TUESDAY ACTIVITY 2

	READ	Read the  and  words from Activity 1.
	WRITE	Write a sentence with: pray Write a question with: birthday



WEDNESDAY ACTIVITY 1

	LOOK & SAY	busy	everyone	worst	ever	birthday
	SOUND OUT	light	sight	fight	night	
	READ	I see. I see a <u>light</u> . I see a <u>bright light</u> . Can you see the <u>light</u> ? Can you see the <u>bright light</u> ? It is a <u>sight</u> . It is a <u>sight</u> to see the <u>bright light</u> . It is a <u>sight</u> to see the <u>bright light</u> at <u>night</u> . It is not <u>right</u> . It is not <u>right</u> to <u>fight</u> . It is not <u>right</u> to <u>fight</u> in the <u>night</u> .				
	WRITE	1. What can I see? I can see a ____. 2. What is not right? It is not right to ____.				

WEDNESDAY ACTIVITY 2

	READ	Read the  and  words from Activity 1.
	WRITE	Write the  words and  words in your dictionary. Write a sentence with: light Write a question with: busy

THURSDAY ACTIVITY 1

	LOOK & SAY	busy	everyone	wors	ever	birthday
	SOUND OUT	proud	prick	pray	press	
		right	fight	sight	night	



READ



Mandla is sad.
Mandla is mad.
Mom is busy. Dad is busy.
Everyone is busy.
This is the worst


birthday ever! It is not right. It is not right to be busy. It is not right to be busy on my birthday. It is not right for mom to be busy. It is not right for dad to be busy. It is not right for everyone to be busy on my birthday. This is the worst birthday ever!

THURSDAY ACTIVITY 2







READ





Read the  and  words from Activity 1.

	<p>WRITE</p>	<ol style="list-style-type: none"> 1. Who is sad? _____ is sad. 2. Why is Mandla sad? He is sad because _____. 3. What is not right? It is not right for _____. 4. Who is busy? _____ is busy. 5. What kind of birthday is this? This is the _____ birthday.
---	---------------------	---

FRIDAY ACTIVITY 1

	<p>READ</p>	<p>Read all the  and  words again.</p>
	<p>READ</p>	<p>Read the story from Thursday Activity 1.</p>

FRIDAY ACTIVITY 2







	<p>READ</p>	<p>Read all the  and  words again.</p>
	<p>WRITE</p>	<p>Write the sentences in your book. Fix the mistakes.</p> <ol style="list-style-type: none"> 1. mandla is sad on his birthday 2. is it right for everyone to be busy 3. this is the worst birthday ever

HOME LANGUAGE WORKSHEET






ENGLISH GRADE 2 TERM 1

WEEK 4



MONDAY ACTIVITY 1


	LOOK & SAY	ideas	many	thought	party	what
	SOUND OUT	right	tight	night	high	
		prick	proud	prank	press	
	READ	I was <u>right</u> . I thought I was <u>right</u> . I thought I was <u>right</u> at <u>night</u> . I was <u>proud</u> . I was <u>proud</u> that I was <u>right</u> . I was <u>proud</u> that I thought that I was <u>right</u> . I was <u>proud</u> that I thought that I was <u>right</u> at <u>night</u> .				
	WRITE	Write the  and  words in your dictionary.				


MONDAY ACTIVITY 2

	READ	Read the  and  words from Activity 1.				
	READ	I have so many ideas. I have so many ideas at <u>night</u> . I have so many bright ideas at <u>night</u> . I am proud. I am <u>proud</u> of my thoughts. I am <u>proud</u> of my thoughts at <u>night</u> . I am <u>proud</u> of my bright thoughts at <u>night</u> .				
	WRITE	Write a sentence with: high Write a question with: party				

TUESDAY ACTIVITY 1


	LOOK & SAY	ideas	many	thought	party	what
	SOUND OUT	swing	swim	swop	swam	
		swop	sway			

	READ	I will <u>swim</u> . I will <u>swim</u> at the party. I will <u>swing</u> . I will <u>swim</u> at the party. I will <u>swim</u> and I will <u>swing</u> . I will <u>swim</u> and I will <u>swing</u> at the party. I will <u>sway</u> . I will <u>sway</u> at the party. I will <u>swing</u> and <u>swim</u> and <u>sway</u> at the party!
---	------	--


	WRITE	1. What will I do? I will _____ and _____ and _____. 2. Where will I swim and swing and sway? I will swim and swing and sway at the _____.
---	-------	---


TUESDAY ACTIVITY 2


	READ	Read the  and  words from Activity 1.
---	------	---

	WRITE	Write a sentence with: swim Write a question with: party
---	-------	---

WEDNESDAY ACTIVITY 1




	LOOK & SAY	ideas	many	thought	party	what
	SOUND OUT	slime	bike	bite	kite	
		hike	crime			

	READ	I will ride. I will ride my <u>bike</u> . I will ride my <u>bike</u> to the party. I will <u>bite</u> . I will <u>bite</u> the <u>slime</u> . I will <u>bite</u> the <u>slime</u> at the party. You must not. You must not <u>bite</u> . You must not <u>bite</u> the <u>slime</u> at the party. You can <u>swim</u> . You can <u>swim</u> and <u>swing</u> . You can <u>swim</u> and <u>swing</u> at the party.
---	------	--



	WRITE	1. What will I ride? I will ride my _____. 2. What will I bite at the party? I will bite _____ at the party.
---	-------	---



WEDNESDAY ACTIVITY 2

	READ	Read the  and  words from Activity 1.
---	------	---

	WRITE	Write the  words and  words in your dictionary. Write a sentence with: kite Write a question with: hike
---	--------------	--


THURSDAY ACTIVITY 1

	LOOK & SAY	ideas	many	thought	party	what
	SOUND OUT	bite	slime	swim	kite	
		swing	swop	bike	swam	





	READ	<div style="display: flex; align-items: center;">  <div style="margin-left: 20px;"> <p>Zanele has many ideas. Zanele has many thoughts. Zanele has many ideas and thought for a party. What party will she have? What party will she like? Will she have a <u>kite</u> party? No she will not. Will she have a <u>slime</u> party? No she will not. Will she have a bike party? No she will not. What party will she have? What party will she like?</p> </div> </div>
---	-------------	---

THURSDAY ACTIVITY 2





	READ	Read the  and  words from Activity 1.
---	-------------	---

	<p style="text-align: center;">WRITE</p>	<ol style="list-style-type: none"> 1. Who has many ideas? _____ has many ideas. 2. What does Zanele have many thoughts and ideas about? She has many thoughts and ideas about _____. 3. Will she have a kite party? Yes/No, she will/ will not have a kite party. 4. Will she have a slime party? Yes/No, she will/ will not have a slime party. 5. Will she have a bike party? Yes/No, she will/ will not have a bike party.
---	---	--

FRIDAY ACTIVITY 1

	<p style="text-align: center;">READ</p>	<p>Read all the  and  words again.</p>
	<p style="text-align: center;">READ</p>	<p>Read the story from Thursday Activity 1.</p>

FRIDAY ACTIVITY 2







	<p style="text-align: center;">READ</p>	<p>Read all the  and  words again.</p>
	<p style="text-align: center;">WRITE</p>	<p>Write the sentences in your book. Fix the mistakes.</p> <ol style="list-style-type: none"> 1. zanele has many ideas 2. will she have a kite party 3. what party will she like

HOME LANGUAGE WORKSHEET






ENGLISH GRADE 2 TERM 1

WEEK 5



MONDAY ACTIVITY 1


	LOOK & SAY	good	drove	wish	different	enough
	SOUND OUT	right	night	swop	sway	
		prick	proud	hike	crime	
	READ	I will <u>hike</u> . I like to <u>hike</u> . Do you like to <u>hike</u> ? It is good. It is good to <u>hike</u> . I <u>hike</u> at <u>night</u> . Is it good? Is it good to <u>hike</u> at <u>night</u> ? Is it <u>right</u> ? Is it <u>right</u> to <u>hike</u> at <u>night</u> ? It is not good. It is not good to <u>hike</u> at <u>night</u> . It is not <u>right</u> . It is not <u>right</u> to <u>hike</u> at <u>night</u> .				
	WRITE	Write the  and  words in your dictionary.				


MONDAY ACTIVITY 2

	READ	Read the  and  words from Activity 1.				
	READ	I will <u>prick</u> my mom. I will <u>prick</u> my mom with a pin. Is it good? Is it good to <u>prick</u> my mom? Is it good to <u>prick</u> my mom with a pin? No, it is not good! It is not good to <u>prick</u> my mom with a pin! Is it <u>right</u> ? Is it <u>right</u> to <u>prick</u> my mom? Is it <u>right</u> to <u>prick</u> my mom with a pin? No, it is not <u>right</u> ! It is not <u>right</u> to <u>prick</u> my mom with a pin!				
	WRITE	Write a sentence with: swop Write a question with: drove				

TUESDAY ACTIVITY 1


	LOOK & SAY	good	drove	wish	different	enough
	SOUND OUT	string	strain	strong	stray	
		stripe	street			

	READ	I see a dog. I see a <u>stray</u> dog. I see a <u>stray</u> dog on the <u>street</u> . I will get a <u>string</u> . I will get a <u>strong string</u> . I will get a <u>strong string</u> to help the dog. I will get a <u>strong string</u> to help the <u>stray</u> dog. He has a <u>stripe</u> . He has a <u>stripe</u> on his back. He is good. He is good dog.
---	------	---

	WRITE	1. What do I see? I see a ____. 2. What will I get to help the dog? I will get a ____.
---	-------	---


TUESDAY ACTIVITY 2


	READ	Read the  and  words from Activity 1.
---	------	---


	WRITE	Write a sentence with: strong Write a question with: wish
---	-------	--

WEDNESDAY ACTIVITY 1







	LOOK & SAY	good	drove	wish	different	enough
---	------------	------	-------	------	-----------	--------

	SOUND OUT	tiger	blind	kind	find
		kind	tiger	find	blind



	READ	I will <u>find</u> . I will <u>find</u> a <u>tiger</u> . I will <u>find</u> a <u>blind tiger</u> . The <u>blind tiger</u> is good. The <u>blind tiger</u> is <u>kind</u> . Is the <u>blind tiger</u> strong? Yes the <u>blind tiger</u> is strong. What will the <u>tiger</u> do? What will the <u>blind tiger</u> do? Will the <u>tiger</u> fight? Will the <u>blind tiger</u> fight? No, the <u>blind tiger</u> will not fight. The <u>blind tiger</u> is good and <u>kind</u> .
---	------	--



	WRITE	1. What will I find? I will find a ____. 2. Will the tiger fight? Yes/No, the tiger will/will not fight.
---	-------	---

WEDNESDAY ACTIVITY 2

	READ	Read the  and  words from Activity 1.
	WRITE	Write the  words and  words in your dictionary. Write a sentence with: tiger Write a question with: find


THURSDAY ACTIVITY 1

	LOOK & SAY	good	drove	wish	different	enough			
	SOUND OUT	tiger		blind		kind		find	
		strong		street		stray		string	





	READ		<p>Chuck is good. Chuck is <u>kind</u>. Chuck is <u>strong</u>. He is good and <u>kind</u> and <u>strong</u>. He is good and <u>kind</u> and <u>strong</u> but Chuck will wish. He will wish to be different. He thought he was not good enough. He was sad. He was sad as he drove on the <u>street</u>. He must not be sad! He must</p> <p>not wish to be different! He is good enough.</p>
---	------	---	---

THURSDAY ACTIVITY 2





	READ	Read the  and  words from Activity 1.
---	------	---

	<p>WRITE</p>	<ol style="list-style-type: none"> 1. Who is the story about? The story is about _____. 2. What does Chuck wish to be? Chuck wishes to be _____. 3. How did chuck feel as he drove on the street? Chuck felt _____ as he drove on the street. 4. What kind of truck is Chuck? Chuck is _____ and _____ and _____. 5. Is Chuck good enough? Yes/No, he is/ is not good enough.
---	---------------------	--

FRIDAY ACTIVITY 1

	<p>READ</p>	<p>Read all the  and  words again.</p>
	<p>READ</p>	<p>Read the story from Thursday Activity 1.</p>

FRIDAY ACTIVITY 2






	<p>READ</p>	<p>Read all the  and  words again.</p>
	<p>WRITE</p>	<p>Write the sentences in your book. Fix the mistakes.</p> <ol style="list-style-type: none"> 1. he must not wish to be different 2. he was sad as he drove on the street 3. he is good and kind and strong

HOME LANGUAGE WORKSHEET






ENGLISH GRADE 2 TERM 1

WEEK 6



MONDAY ACTIVITY 1


	LOOK & SAY	school	first	started	running	great
	SOUND OUT	strong	street	find	kind	
		proud	hike	bike	swim	
	READ	I am <u>strong</u> . I am <u>proud</u> . I am <u>kind</u> . I am <u>strong</u> and <u>proud</u> and <u>kind</u> . I like to be me. I like to <u>hike</u> . I like to <u>swim</u> . I like to ride my <u>bike</u> . I like to <u>hike</u> and <u>swim</u> and ride my <u>bike</u> . I like to be me. I am <u>proud</u> to be me. I think I am great!				
	WRITE	Write the  and  words in your dictionary.				


MONDAY ACTIVITY 2

	READ	Read the  and  words from Activity 1.
	READ	I ride my <u>bike</u> . I ride my <u>bike</u> to school. I ride my <u>bike</u> to school on the <u>street</u> . I think it is great. I think it is great to ride my <u>bike</u> . I think it is great to ride my <u>bike</u> to school. I think it is great to ride my <u>bike</u> to school on the <u>street</u> . Do you think it is great? Do you think it is great to ride a <u>bike</u> ? Do you think it is great to ride a <u>bike</u> to school?
	WRITE	Write a sentence with: swim Write a question with: school

TUESDAY ACTIVITY 1


	LOOK & SAY	school	first	started	running	great
	SOUND OUT	eat	seat	meat	meal	
		steal	real			

	READ	I will <u>eat</u> . I will <u>eat</u> the <u>meat</u> . It is great. It is a great <u>meal</u> . It is a great <u>meal</u> to <u>eat</u> the <u>meat</u> . I will sit. I will sit on the <u>seat</u> . I will sit on the <u>seat</u> and <u>eat</u> . I will sit on the <u>seat</u> and <u>eat</u> the <u>meat</u> . I will <u>eat</u> enough. I will <u>eat</u> enough <u>meat</u> .
---	------	---



	WRITE	1. What will I eat? I will eat the _____. 2. Where will I sit? I will sit on the _____.
---	-------	--


TUESDAY ACTIVITY 2


	READ	Read the  and  words from Activity 1.
---	------	---

	WRITE	Write a sentence with: steal Write a question with: real
---	-------	---

WEDNESDAY ACTIVITY 1




	LOOK & SAY	school	first	started	running	great
	SOUND OUT	scrap	scream	screen	scrape	
		scram				

	READ	I <u>scream</u> . I <u>scream</u> at school. Do you <u>scream</u> ? Do you <u>scream</u> at school? Is it good? Is it good to <u>scream</u> ? Is it good to <u>scream</u> at school? No it is not good. It is not good to <u>scream</u> at school. I will not <u>scream</u> . I will not <u>scream</u> at school. I will sit in my seat and I will not <u>scream</u> .
---	------	--

	WRITE	1. Where do I scream? I scream at _____. 2. Is it good to scream at school? Yes/No, it is/is not good to scream at school.
---	-------	---





WEDNESDAY ACTIVITY 2

	READ	Read the  and  words from Activity 1.
---	------	---





	WRITE	Write the  words and  words in your dictionary. Write a
---	-------	---

sentence with: scrape
Write a question with: first





THURSDAY ACTIVITY 1

	LOOK & SAY	school	first	started	running	great	
	SOUND OUT	seat		eat	real	dream	
		screen		scrap	scrape	scream	
	READ						<p>Haile is great. He is great at running. He first started running to school. He was great at running to school. Haile had</p>
		<p>a <u>dream</u>. He had a <u>dream</u> to run. He had a <u>dream</u> to be the best. He had a <u>dream</u> to be the best at running. He will fight. He will fight to reach his <u>dream</u>! He will fight to reach his <u>dream</u> to be the best at running.</p>					





THURSDAY ACTIVITY 2

	READ	Read the  and  words from Activity 1.
	WRITE	<ol style="list-style-type: none">Who is great? _____ is great.What is Haile great at? Haile is great at _____.Where did he first start running to? He started running to _____.What did he want to be the best at? He wanted to be the best at _____.What will he do to reach his dream? He will _____ to reach his dream.

FRIDAY ACTIVITY 1

	READ	Read all the  and  words again.
	READ	Read the story from Thursday Activity 1.

FRIDAY ACTIVITY 2







	READ	Read all the  and  words again.
	WRITE	Write the sentences in your book. Fix the mistakes. <ol style="list-style-type: none">haile had a dreamhe had a dream to runhe will fight to reach his dream

HOME LANGUAGE WORKSHEET






ENGLISH GRADE 2 TERM 1

WEEK 7



MONDAY ACTIVITY 1


	LOOK & SAY	how	tyre	have	want	could
	SOUND OUT	swing	proud	strong	scream	
		real	kind	bike	night	
	READ	Can you ride? Can you ride a <u>bike</u> ? Can you ride a <u>bike</u> at <u>night</u> ? I want to ride a <u>bike</u> . I want to ride a <u>bike</u> at <u>night</u> . How do you ride a <u>bike</u> ? How do you ride a <u>bike</u> at <u>night</u> ? Could you teach me? Could you teach me to ride a <u>bike</u> at <u>night</u> ?				
	WRITE	Write the  and  words in your dictionary.				


MONDAY ACTIVITY 2

	READ	Read the  and  words from Activity 1.				
	READ	Have you seen my <u>bike</u> ? I have lost it. I lost it at <u>night</u> . I lost my <u>bike</u> at <u>night</u> . Could you be <u>kind</u> ? Could you be <u>kind</u> and help me? Could you be <u>kind</u> and help me find my <u>bike</u> ? How will we find it? How will we find the <u>bike</u> ? How will we find the <u>bike</u> that I lost at <u>night</u> ?				
	WRITE	Write a sentence with: scream Write a question with: how				

TUESDAY ACTIVITY 1


	LOOK & SAY	how	tyre	have	want	could
	SOUND OUT	catch	hatch	match	fetch	
		stretch	switch	thatch	witch	

	READ	<p>I will <u>fetch</u>. I will <u>fetch</u> the <u>match</u>. I want to <u>fetch</u> the <u>match</u>. How will you <u>fetch</u>? How will you <u>fetch</u> the <u>match</u>? It is by the <u>witch</u>. The <u>match</u> is by the <u>witch</u>. The <u>match</u> is by the <u>witch</u> in the <u>thatch</u> hut. How will <u>fetch</u> the <u>match</u> by the <u>witch</u> in the <u>thatch</u> hut?</p>
---	-------------	--


	WRITE	<p>1. What do I want to fetch? I want to fetch the _____.</p> <p>2. Where is the match? It is by the _____ in the _____ hut.</p>
---	--------------	--


TUESDAY ACTIVITY 2


	READ	<p>Read the  and  words from Activity 1.</p>
---	-------------	--


	WRITE	<p>Write a sentence with: catch Write a question with: want</p>
---	--------------	--

WEDNESDAY ACTIVITY 1

	LOOK & SAY	how	tyre	have	want	could
---	-----------------------	-----	------	------	------	-------

	SOUND OUT	fishy	meaty	smelly	tricky
		greedy	badly	dusty	very

	READ	<p>Have you seen the <u>fishy</u> fish? The <u>fishy</u> fish is <u>smelly</u>. The <u>fishy</u> fish is <u>very smelly</u>. The <u>fishy</u> fish is <u>greedy</u>. The <u>fishy</u> fish is <u>very greedy</u>. The <u>fishy</u> fish is <u>tricky</u>. The <u>fishy</u> fish is <u>very tricky</u>. The <u>fishy</u> fish is <u>very smelly</u> and <u>greedy</u> and <u>tricky</u>. How can the <u>fishy</u> fish be <u>smelly</u> and <u>greedy</u> and <u>tricky</u>?</p>
---	-------------	---


	WRITE	<p>1. Who is the story about? The story is about the _____.</p> <p>2. What kind of fish is the fishy fish? The fishy fish is very _____ and _____ and _____.</p>
---	--------------	--

WEDNESDAY ACTIVITY 2





	READ	Read the and words from Activity 1.
	WRITE	Write the words and words in your dictionary. Write a sentence with: dusty Write a question with: smelly

THURSDAY ACTIVITY 1





	LOOK & SAY	how	tyre	have	want	could			
	SOUND OUT	very		badly		dusty		tricky	
		fetch		catch		match		stretch	

	READ	 <p>Jane likes to ride her bike. She likes to ride her bike with Mandu. Jane hits her tyre. She hits her tyre on a rock. Her tyre is flat! How will she get back? It will be <u>tricky</u> to get back. It will be <u>very tricky</u> to get back with a flat tyre. Mandu could help. Mandu will go and <u>fetch</u> a pump. He will <u>fetch</u> a pump to fix the tyre.</p>
--	------	---





THURSDAY ACTIVITY 2

	READ	Read the  and  words from Activity 1.
	WRITE	<ol style="list-style-type: none">Who likes to ride her bike? _____ likes to ride her bike.What does Jane hit her tyre on? She hits her tyre on _____.Who could help? Mandu could help _____.What will Mandu go and fetch? He will go and fetch _____.Why will he fetch a pump? He will fetch a pump to _____.

FRIDAY ACTIVITY 1

	READ	Read all the  and  words again.
	READ	Read the story from Thursday Activity 1.

FRIDAY ACTIVITY 2

	READ	Read all the  and  words again.
	WRITE	Write the sentences in your book. Fix the mistakes. <ol style="list-style-type: none">she likes to ride her bike with manduher tyre is flathow will she get back

HOME LANGUAGE WORKSHEET






ENGLISH GRADE 2 TERM 1

WEEK 8

MONDAY ACTIVITY 1




	LOOK & SAY	laugh	home	hiding	found	where
	SOUND OUT	find	catch	tricky	very	
		fetch	real	street	proud	
	READ	I am hiding. Can you <u>find</u> me? Am I hiding by the <u>street</u> ? No I am not. Am I hiding by the dog? No I am not. I am hiding in a <u>tricky</u> spot. I am hiding in a <u>very tricky</u> spot. Where am I hiding? I must not laugh. I must not laugh or you will <u>find</u> me. You will <u>find</u> me and <u>catch</u> me. I am <u>proud</u> of my <u>tricky</u> hiding spot!				
	WRITE	Write the  and  words in your dictionary.				

MONDAY ACTIVITY 2





	READ	Read the  and  words from Activity 1.
	READ	I will go home. I will go home to <u>find</u> you. I will go home. I will go home to <u>catch</u> you. You are hiding. Where are you hiding? I will <u>find</u> you! Where are you hiding? I will <u>catch</u> you! You will laugh. You will laugh and I will <u>find</u> you. You will laugh and I will <u>catch</u> you. I found you! I found you hiding. I found you hiding in a <u>tricky</u> spot.
	WRITE	Write a sentence with: tricky Write a question with: where

TUESDAY ACTIVITY 1




	LOOK & SAY	laugh	home	hiding	found	where
---	------------	-------	------	--------	-------	-------


	SOUND OUT	key	donkey	turkey	valley
		donkey	key	valley	turkey
	READ	I found a <u>donkey</u> . I found a <u>turkey</u> . I found a <u>donkey</u> and a <u>turkey</u> . Where did you find the <u>donkey</u> ? Where did you find the <u>turkey</u> ? I found the <u>donkey</u> in the <u>valley</u> . I found the <u>donkey</u> hiding in the <u>valley</u> . I found the <u>turkey</u> in the <u>valley</u> . I found the <u>turkey</u> hiding in the <u>valley</u> . I found the <u>donkey</u> and the <u>turkey</u> hiding in the <u>valley</u> .			
	WRITE	1. What did I find? I found a _____ and a _____. 2. Where did I find them? I found them in the _____.			

TUESDAY ACTIVITY 2







	READ	Read the  and  words from Activity 1.
	WRITE	Write a sentence with: key Write a question with: donkey

WEDNESDAY ACTIVITY 1



	LOOK & SAY	laugh	home	hiding	found	where
	SOUND OUT	cage	rage	page	sage	
		age	stage	wage	engage	
	READ	I see a <u>cage</u> . Where is the <u>cage</u> ? The <u>cage</u> is on the <u>stage</u> . I will hide. I will hide in the <u>cage</u> . I will hide in the <u>cage</u> on the <u>stage</u> . I will not laugh. I will not laugh in the <u>cage</u> . I will not laugh in the <u>cage</u> on the <u>stage</u> . I will not get in a <u>rage</u> . I will not get in a <u>rage</u> in the <u>cage</u> . I will not get in a <u>rage</u> in the <u>cage</u> on the <u>stage</u> . You will not find me hiding in the <u>cage</u> on the <u>stage</u> !				


	WRITE	<p>1. What do I see? I see a _____.</p> <p>2. Where is the cage? The cage is on the _____.</p>
---	--------------	--

WEDNESDAY ACTIVITY 2





	READ	Read the  and  words from Activity 1.
	WRITE	Write the  words and  words in your dictionary. Write a sentence with: page Write a question with: home

THURSDAY ACTIVITY 1





	LOOK & SAY	laugh	home	hiding	found	where
	SOUND OUT	rage	cage	key	donkey	
		valley	turkey	page	age	

	READ	<div data-bbox="406 1086 1029 1803" data-label="Image"> </div> <p>Siviwe likes to hide. Where is Siviwe hiding? Is he hiding in the <u>cage</u>? No he is not. Is he hiding in the <u>valley</u>? No he is not. Is he hiding by the <u>turkey</u>? No he is not. Is he hiding at home? No he is not. Where is he hiding? We cannot find him. Is he hiding in the drum? Yes he is.</p> <p>He was hiding in the drum. We found him. We found Siviwe!</p>
---	-------------	--





THURSDAY ACTIVITY 2

	READ	Read the  and  words from Activity 1.
	WRITE	<ol style="list-style-type: none">Who likes to hide? _____ likes to hide.Where was the first place we thought he was hiding? Firstly we thought he was hiding in the _____.Where was the second place we thought he was hiding? Secondly we thought he was hiding in the _____.Where was the third place we thought he was hiding? Thirdly we thought he was hiding by the _____.Where was Siviwe hiding? He was hiding in the _____.

FRIDAY ACTIVITY 1

	READ	Read all the  and  words again.
	READ	Read the story from Thursday Activity 1.

FRIDAY ACTIVITY 2


	READ	Read all the  and  words again.
	WRITE	Write the sentences in your book. Fix the mistakes. <ol style="list-style-type: none">where is siviwe hidingis he hiding in the drumwe found siviwe

HOME LANGUAGE WORKSHEET






ENGLISH GRADE 2 TERM 1

WEEK 9



MONDAY ACTIVITY 1



	LOOK & SAY	together	please	buy	half	work
	SOUND OUT	greedy	kind	key	very	
		catch	strong	swim	hike	
	READ	I am <u>strong</u> . I am <u>very strong</u> . Are you <u>strong</u> ? Are you <u>very strong</u> ? I am <u>kind</u> . I am <u>very kind</u> . Are you <u>kind</u> ? Are you <u>very kind</u> ? I am not <u>greedy</u> . I am not <u>very greedy</u> . Are you <u>greedy</u> ? Are you <u>very greedy</u> ? I like to <u>swim</u> . Do you like to <u>swim</u> ? I like to <u>hike</u> . Do you like to <u>hike</u> ?				
	WRITE	Write the  and  words in your dictionary.				

MONDAY ACTIVITY 2





	READ	Read the  and  words from Activity 1.				
	READ	I like to play. I do not like to work. I like to <u>swim</u> . I do not like to work. I like to <u>hike</u> . I do not like to work. I like to play and <u>swim</u> and <u>hike</u> but I do not like to work. Do you like to play? Do you like to <u>swim</u> ? Do you like to <u>hike</u> ? Do you like to work?				
	WRITE	Write a sentence with: catch Write a question with: please				

TUESDAY ACTIVITY 1





	LOOK & SAY	together	please	buy	half	work
	SOUND OUT	fight	bike	string	find	
		eat	steal	crime	meat	

	READ	I want to <u>eat</u> . I want to <u>eat</u> the <u>meat</u> . Could I <u>steal</u> the <u>meat</u> ? Could I <u>steal</u> the <u>meat</u> that I want to <u>eat</u> ? No, it is a <u>crime</u> . It is a <u>crime</u> to <u>steal</u> . It is a <u>crime</u> to <u>steal</u> the <u>meat</u> . You must buy the <u>meat</u> . You must buy the <u>meat</u> that you want to <u>eat</u> . Please do not <u>steal</u> ! Please do not <u>steal</u> the <u>meat</u> !
	WRITE	1. What do I want to eat? I want to eat the _____. 2. What is a crime? It is a crime to _____.







TUESDAY ACTIVITY 2

	READ	Read the  and  words from Activity 1.
	WRITE	Write a sentence with: crime Write a question with: work



WEDNESDAY ACTIVITY 1



	LOOK & SAY	together	please	buy	half	work
	SOUND OUT	fright	smelly	tiger	light	
	READ	I will play a <u>prank</u> . I will play a <u>prank</u> on mom. I will buy the <u>tiger</u> . I will buy the <u>tiger</u> in the <u>cage</u> . The <u>tiger</u> is <u>smelly</u> . My mom will see the <u>tiger</u> . She will see the <u>smelly</u> <u>tiger</u> . Mom will get a <u>fright</u> . She will get a big <u>fright</u> . Mom will <u>scream</u> . I will laugh. I will laugh when mom gets a <u>fright</u> . I will laugh when mom <u>screams</u> !				
	WRITE	1. Who will I play a prank on? I will play a prank on _____. 2. What will I buy? I will buy the _____.				

WEDNESDAY ACTIVITY 2





	READ	Read the  and  words from Activity 1.
	WRITE	Write the  words and  words in your dictionary. Write a sentence with: fright Write a question with: buy

THURSDAY ACTIVITY 1





	LOOK & SAY	together	please	buy	half	work
	SOUND OUT	ride	street	bike	proud	
		very	find	page	stretch	

	READ	 <p>Marie wants a <u>bike</u>. She wants to <u>ride</u> with Busi. Busi has a <u>bike</u>. "Please can you buy me a <u>bike</u> dad?" Marie asks. "I will pay half." Dad says. Marie will work. She will work to buy the <u>bike</u>. She wants to <u>ride</u> her <u>bike</u>. She wants to ride her <u>bike</u> in the <u>street</u> with Busi. Marie has enough to buy the <u>bike</u>! Marie is very <u>proud</u> that she has enough. She can <u>ride</u> together with Busi.</p>	<p>Marie wants a <u>bike</u>. She wants to <u>ride</u> with Busi. Busi has a <u>bike</u>. "Please can you buy me a <u>bike</u> dad?" Marie asks. "I will pay half." Dad says. Marie</p>
---	------	---	---





THURSDAY ACTIVITY 2

	READ	Read the  and  words from Activity 1.
	WRITE	<ol style="list-style-type: none">Who wants a bike? _____ wants a bike.Who has a bike? _____ has a bike.How much will dad pay? Dad will pay _____.What will Marie do to buy the bike? Marie will _____ to buy the bike.How does Marie feel that she has enough to buy the bike? Marie feels _____ that she has enough to buy the bike.

FRIDAY ACTIVITY 1

	READ	Read all the  and  words again.
	READ	Read the story from Thursday Activity 1.

FRIDAY ACTIVITY 2







	READ	Read all the  and  words again.
	WRITE	Write the sentences in your book. Fix the mistakes. <ol style="list-style-type: none">she wants to ride with busiplease can you buy me a bike dad marie asksmarie has enough to buy the bike

HOME LANGUAGE WORKSHEET






ENGLISH GRADE 2 TERM 1

WEEK 10



MONDAY ACTIVITY 1



	LOOK & SAY	share	story	barn	lazy	candle
	SOUND OUT	prick	donkey	bite	fight	
		right	fetch	rage	night	
	READ	I will <u>prick</u> the <u>donkey</u> . I will <u>prick</u> the <u>donkey</u> with a pin. I will <u>fetch</u> the pin. I will <u>fetch</u> the pin to <u>prick</u> the <u>donkey</u> . The <u>donkey</u> is in the barn. It is not <u>right</u> ! It is not <u>right</u> to <u>prick</u> the <u>donkey</u> . It is not <u>right</u> to <u>prick</u> the <u>donkey</u> with a pin. The <u>donkey</u> will <u>bite</u> you. The <u>donkey</u> will <u>bite</u> you if you <u>prick</u> it with a pin!				
	WRITE	Write the  and  words in your dictionary.				

MONDAY ACTIVITY 2





	READ	Read the  and  words from Activity 1.				
	READ	Please do not <u>fight</u> . Please do not <u>fight</u> at <u>night</u> . It is not <u>right</u> . It is not <u>right</u> to <u>fight</u> at <u>night</u> . Do not get into a <u>rage</u> . Do not get into a <u>rage</u> at <u>night</u> . It is not <u>right</u> . It is not <u>right</u> to get into a <u>rage</u> . It is not <u>right</u> to get into a <u>rage</u> at <u>night</u> .				
	WRITE	Write a sentence with: fight Write a question with: story				

TUESDAY ACTIVITY 1





	LOOK & SAY	share	story	barn	lazy	candle
	SOUND OUT	swop	swing	bike	kite	
		steal	greedy	prank	kind	

	READ	Will you be <u>kind</u> ? Will you be <u>kind</u> and share? Will you be <u>kind</u> and share your <u>kite</u> ? Will you be <u>kind</u> and share your <u>kite</u> with me. I have a <u>kite</u> . We can <u>swop</u> . You must not be <u>greedy</u> . You must not be <u>greedy</u> , you must share. I will not <u>steal</u> your <u>kite</u> . I will not play a <u>prank</u> and <u>steal</u> your <u>kite</u> .
	WRITE	1. What do I want you to share with me? I want you to share your _____ with me. 2. Will I steal your kite? Yes/No, I will/ will not steal your kite.







TUESDAY ACTIVITY 2

	READ	Read the  and  words from Activity 1.
	WRITE	Write a sentence with: swop Write a question with: lazy



WEDNESDAY ACTIVITY 1



	LOOK & SAY	share	story	barn	lazy	candle
	SOUND OUT	donkey	turkey	tiger	bite	
	READ	Is the <u>donkey</u> in the barn? Yes, the <u>donkey</u> is in the barn. Is the <u>turkey</u> in the barn? Yes, the <u>turkey</u> is in the barn. Is the <u>tiger</u> in the barn? No, the <u>tiger</u> is not in the barn. The <u>tiger</u> will <u>bite</u> the <u>donkey</u> . The <u>tiger</u> will <u>bite</u> the <u>turkey</u> . It will be <u>very</u> bad if the <u>tiger</u> is in the barn!				
	WRITE	1. Who is in the barn? The _____ and _____ are in the barn. 2. What will the tiger do to the donkey and the turkey? The tiger will _____ the donkey and the turkey.				

WEDNESDAY ACTIVITY 2

	READ	Read the  and  words from Activity 1.
	WRITE	Write the  words and  words in your dictionary. Write a sentence with: meal Write a question with: barn


THURSDAY ACTIVITY 1

	LOOK & SAY	share	story	barn	lazy	candle
	SOUND OUT	bright	read	light	proud	scream
		night	page	seat		





	READ	 <p>Let me share a story. In the story we see a boy. We think he is lazy. Is he lazy? He sits. He sits and <u>reads</u>. He sits and plans. He sits and <u>reads</u> and plans. He thinks. He thinks of an idea. He can <u>light</u> a candle. He can <u>light</u> a <u>bright</u> candle. He can <u>light</u> a <u>bright</u> candle in the barn. He is not lazy. He plans and thinks of ideas!</p>	<p>Let me share a story. In the story we see a boy. We think he is lazy. Is he lazy? He sits. He sits and</p>
---	------	---	---

THURSDAY ACTIVITY 2





	READ	Read the  and  words from Activity 1.
---	------	---

	<p>WRITE</p>	<ol style="list-style-type: none"> 1. Who do we see in the story? We see a _____ in the story. 2. What do we think? We think _____. 3. What does he sit and do? He sits and _____ and _____. 4. What can he light? He can light a _____. 5. Is the boy lazy? Yes/ No, the boy is/is not lazy.
---	---------------------	--

FRIDAY ACTIVITY 1

	<p>READ</p>	<p>Read all the  and  words again.</p>
	<p>READ</p>	<p>Read the story from Thursday Activity 1.</p>

FRIDAY ACTIVITY 2







	<p>READ</p>	<p>Read all the  and  words again.</p>
	<p>WRITE</p>	<p>Write the sentences in your book. Fix the mistakes.</p> <ol style="list-style-type: none"> 1. is he lazy 2. he is not lazy 3. he plans and thinks of ideas

HOME LANGUAGE WORKSHEET






ENGLISH GRADE 3 TERM 1

WEEK 3




MONDAY ACTIVITY 1


	LOOK & SAY	busy	everyone	worst	ever	birthday
	SOUND OUT	sad	mad	fun	not	
		sit	think	wish	chat	
	READ	I am <u>sad</u> . I am <u>mad</u> . I am <u>sad</u> and I am <u>mad</u> . I <u>sit</u> . I <u>think</u> . I <u>sit</u> and <u>think</u> . I <u>sit</u> and <u>think</u> and I am <u>mad</u> and I am <u>sad</u> .				
	WRITE	Write the  and  words in your dictionary.				

MONDAY ACTIVITY 2





	READ	Read the  and  words from Activity 1.
	READ	Can we <u>sit</u> ? Can we <u>chat</u> ? Can we <u>sit</u> and <u>chat</u> ? It will be <u>fun</u> . It will be <u>fun</u> to <u>sit</u> and <u>chat</u> . I <u>think</u> it will be <u>fun</u> to <u>sit</u> and <u>chat</u> .
	WRITE	Write a sentence with: sad Write a question with: fun

TUESDAY ACTIVITY 1





	LOOK & SAY	busy	everyone	worst	ever	birthday
	SOUND OUT	pray	prank	prick	preen	
		press	proud			
	READ	I am not <u>proud</u> . I am not <u>proud</u> of the <u>prank</u> . It is the worst. It is the worst <u>prank</u> . It is the worst <u>prank</u> ever. Are you <u>proud</u> ? Are you <u>proud</u> of the <u>prank</u> ? Everyone is mad. Everyone is sad. It was not fun. It was not fun to see everyone sad. It was not fun to see everyone mad.				

	WRITE	1. How does everyone feel? Everyone is _____ and _____. 2. What was not fun? It was not fun to _____.
---	--------------	--







TUESDAY ACTIVITY 2

	READ	Read the  and  words from Activity 1.
	WRITE	Write a sentence with: pray Write a question with: birthday



WEDNESDAY ACTIVITY 1

	LOOK & SAY	busy	everyone	worst	ever	birthday
	SOUND OUT	light	sight	fight	night	
	READ	I see. I see a <u>light</u> . I see a <u>bright light</u> . Can you see the <u>light</u> ? Can you see the <u>bright light</u> ? It is a <u>sight</u> . It is a <u>sight</u> to see the <u>bright light</u> . It is a <u>sight</u> to see the <u>bright light</u> at <u>night</u> . It is not <u>right</u> . It is not <u>right</u> to <u>fight</u> . It is not <u>right</u> to <u>fight</u> in the <u>night</u> .				
	WRITE	1. What can I see? I can see a ____. 2. What is not right? It is not right to ____.				

WEDNESDAY ACTIVITY 2

	READ	Read the  and  words from Activity 1.
	WRITE	Write the  words and  words in your dictionary. Write a sentence with: light Write a question with: busy

THURSDAY ACTIVITY 1

	LOOK & SAY	busy	everyone	wors	ever	birthday
	SOUND OUT	proud	prick	pray	press	
		right	fight	sight	night	



READ



Mandla is sad.
Mandla is mad.
Mom is busy. Dad is busy.
Everyone is busy.
This is the worst


birthday ever! It is not right. It is not right to be busy. It is not right to be busy on my birthday. It is not right for mom to be busy. It is not right for dad to be busy. It is not right for everyone to be busy on my birthday. This is the worst birthday ever!

THURSDAY ACTIVITY 2







READ





Read the  and  words from Activity 1.

	<p>WRITE</p>	<ol style="list-style-type: none"> 1. Who is sad? _____ is sad. 2. Why is Mandla sad? He is sad because _____. 3. What is not right? It is not right for _____. 4. Who is busy? _____ is busy. 5. What kind of birthday is this? This is the _____ birthday.
---	---------------------	---

FRIDAY ACTIVITY 1

	<p>READ</p>	<p>Read all the  and  words again.</p>
	<p>READ</p>	<p>Read the story from Thursday Activity 1.</p>

FRIDAY ACTIVITY 2







	<p>READ</p>	<p>Read all the  and  words again.</p>
	<p>WRITE</p>	<p>Write the sentences in your book. Fix the mistakes.</p> <ol style="list-style-type: none"> 1. mandla is sad on his birthday 2. is it right for everyone to be busy 3. this is the worst birthday ever

HOME LANGUAGE WORKSHEET






ENGLISH GRADE 2 TERM 1

WEEK 4



MONDAY ACTIVITY 1


	LOOK & SAY	ideas	many	thought	party	what
	SOUND OUT	right	tight	night	high	
		prick	proud	prank	press	
	READ	I was <u>right</u> . I thought I was <u>right</u> . I thought I was <u>right</u> at <u>night</u> . I was <u>proud</u> . I was <u>proud</u> that I was <u>right</u> . I was <u>proud</u> that I thought that I was <u>right</u> . I was <u>proud</u> that I thought that I was <u>right</u> at <u>night</u> .				
	WRITE	Write the  and  words in your dictionary.				


MONDAY ACTIVITY 2

	READ	Read the  and  words from Activity 1.				
	READ	I have so many ideas. I have so many ideas at <u>night</u> . I have so many bright ideas at <u>night</u> . I am proud. I am <u>proud</u> of my thoughts. I am <u>proud</u> of my thoughts at <u>night</u> . I am <u>proud</u> of my bright thoughts at <u>night</u> .				
	WRITE	Write a sentence with: high Write a question with: party				

TUESDAY ACTIVITY 1


	LOOK & SAY	ideas	many	thought	party	what
	SOUND OUT	swing	swim	swop	swam	
		swop	sway			

	READ	I will <u>swim</u> . I will <u>swim</u> at the party. I will <u>swing</u> . I will <u>swim</u> at the party. I will <u>swim</u> and I will <u>swing</u> . I will <u>swim</u> and I will <u>swing</u> at the party. I will <u>sway</u> . I will <u>sway</u> at the party. I will <u>swing</u> and <u>swim</u> and <u>sway</u> at the party!
---	------	--

	WRITE	1. What will I do? I will _____ and _____ and _____. 2. Where will I swim and swing and sway? I will swim and swing and sway at the _____.
---	-------	---


TUESDAY ACTIVITY 2


	READ	Read the  and  words from Activity 1.
---	------	---

	WRITE	Write a sentence with: swim Write a question with: party
---	-------	---

WEDNESDAY ACTIVITY 1




	LOOK & SAY	ideas	many	thought	party	what
	SOUND OUT	slime	bike	bite	kite	
		hike	crime			

	READ	I will ride. I will ride my <u>bike</u> . I will ride my <u>bike</u> to the party. I will <u>bite</u> . I will <u>bite</u> the <u>slime</u> . I will <u>bite</u> the <u>slime</u> at the party. You must not. You must not <u>bite</u> . You must not <u>bite</u> the <u>slime</u> at the party. You can <u>swim</u> . You can <u>swim</u> and <u>swing</u> . You can <u>swim</u> and <u>swing</u> at the party.
---	------	--



	WRITE	1. What will I ride? I will ride my _____. 2. What will I bite at the party? I will bite _____ at the party.
---	-------	---



WEDNESDAY ACTIVITY 2

	READ	Read the  and  words from Activity 1.
---	------	---

	WRITE	Write the  words and  words in your dictionary. Write a sentence with: kite Write a question with: hike
---	--------------	--


THURSDAY ACTIVITY 1

	LOOK & SAY	ideas	many	thought	party	what
	SOUND OUT	bite	slime	swim	kite	
		swing	swop	bike	swam	





	READ	<div style="display: flex; align-items: center;">  <div style="margin-left: 20px;"> <p>Zanele has many ideas. Zanele has many thoughts. Zanele has many ideas and thought for a party. What party will she have? What party will she like? Will she have a <u>kite</u> party? No she will not. Will she have a <u>slime</u> party? No she will not. Will she have a bike party? No she will not. What party will she have? What party will she like?</p> </div> </div>
---	-------------	---

THURSDAY ACTIVITY 2





	READ	Read the  and  words from Activity 1.
---	-------------	---

	<p>WRITE</p>	<p>1. Who has many ideas? _____ has many ideas.</p> <p>2. What does Zanele have many thoughts and ideas about? She has many thoughts and ideas about _____.</p> <p>3. Will she have a kite party? Yes/No, she will/ will not have a kite party.</p> <p>4. Will she have a slime party? Yes/No, she will/ will not have a slime party.</p> <p>5. Will she have a bike party? Yes/No, she will/ will not have a bike party.</p>
---	---------------------	--

FRIDAY ACTIVITY 1

	<p>READ</p>	<p>Read all the  and  words again.</p>
	<p>READ</p>	<p>Read the story from Thursday Activity 1.</p>

FRIDAY ACTIVITY 2







	<p>READ</p>	<p>Read all the  and  words again.</p>
	<p>WRITE</p>	<p>Write the sentences in your book. Fix the mistakes.</p> <ol style="list-style-type: none"> 1. zanele has many ideas 2. will she have a kite party 3. what party will she like

HOME LANGUAGE WORKSHEET






ENGLISH GRADE 2 TERM 1

WEEK 5



MONDAY ACTIVITY 1


	LOOK & SAY	good	drove	wish	different	enough
	SOUND OUT	right	night	swop	sway	
		prick	proud	hike	crime	
	READ	I will <u>hike</u> . I like to <u>hike</u> . Do you like to <u>hike</u> ? It is good. It is good to <u>hike</u> . I <u>hike</u> at <u>night</u> . Is it good? Is it good to <u>hike</u> at <u>night</u> ? Is it <u>right</u> ? Is it <u>right</u> to <u>hike</u> at <u>night</u> ? It is not good. It is not good to <u>hike</u> at <u>night</u> . It is not <u>right</u> . It is not <u>right</u> to <u>hike</u> at <u>night</u> .				
	WRITE	Write the  and  words in your dictionary.				


MONDAY ACTIVITY 2

	READ	Read the  and  words from Activity 1.				
	READ	I will <u>prick</u> my mom. I will <u>prick</u> my mom with a pin. Is it good? Is it good to <u>prick</u> my mom? Is it good to <u>prick</u> my mom with a pin? No, it is not good! It is not good to <u>prick</u> my mom with a pin! Is it <u>right</u> ? Is it <u>right</u> to <u>prick</u> my mom? Is it <u>right</u> to <u>prick</u> my mom with a pin? No, it is not <u>right</u> ! It is not <u>right</u> to <u>prick</u> my mom with a pin!				
	WRITE	Write a sentence with: swop Write a question with: drove				

TUESDAY ACTIVITY 1


	LOOK & SAY	good	drove	wish	different	enough
	SOUND OUT	string	strain	strong	stray	
		stripe	street			

	READ	I see a dog. I see a <u>stray</u> dog. I see a <u>stray</u> dog on the <u>street</u> . I will get a <u>string</u> . I will get a <u>strong string</u> . I will get a <u>strong string</u> to help the dog. I will get a <u>strong string</u> to help the <u>stray</u> dog. He has a <u>stripe</u> . He has a <u>stripe</u> on his back. He is good. He is good dog.
---	------	---

	WRITE	1. What do I see? I see a ____. 2. What will I get to help the dog? I will get a ____.
---	-------	---


TUESDAY ACTIVITY 2


	READ	Read the  and  words from Activity 1.
---	------	---


	WRITE	Write a sentence with: strong Write a question with: wish
---	-------	--

WEDNESDAY ACTIVITY 1







	LOOK & SAY	good	drove	wish	different	enough
---	------------	------	-------	------	-----------	--------

	SOUND OUT	tiger	blind	kind	find
		kind	tiger	find	blind



	READ	I will <u>find</u> . I will <u>find</u> a <u>tiger</u> . I will <u>find</u> a <u>blind tiger</u> . The <u>blind tiger</u> is good. The <u>blind tiger</u> is <u>kind</u> . Is the <u>blind tiger</u> strong? Yes the <u>blind tiger</u> is strong. What will the <u>tiger</u> do? What will the <u>blind tiger</u> do? Will the <u>tiger</u> fight? Will the <u>blind tiger</u> fight? No, the <u>blind tiger</u> will not fight. The <u>blind tiger</u> is good and <u>kind</u> .
---	------	--



	WRITE	1. What will I find? I will find a ____. 2. Will the tiger fight? Yes/No, the tiger will/will not fight.
---	-------	---

WEDNESDAY ACTIVITY 2

	READ	Read the  and  words from Activity 1.
	WRITE	Write the  words and  words in your dictionary. Write a sentence with: tiger Write a question with: find


THURSDAY ACTIVITY 1

	LOOK & SAY	good	drove	wish	different	enough			
	SOUND OUT	tiger		blind		kind		find	
		strong		street		stray		string	





	READ		<p>Chuck is good. Chuck is <u>kind</u>. Chuck is <u>strong</u>. He is good and <u>kind</u> and <u>strong</u>. He is good and <u>kind</u> and <u>strong</u> but Chuck will wish. He will wish to be different. He thought he was not good enough. He was sad. He was sad as he drove on the <u>street</u>. He must not be sad! He must</p> <p>not wish to be different! He is good enough.</p>
---	------	---	---

THURSDAY ACTIVITY 2





	READ	Read the  and  words from Activity 1.
---	------	---

	<p>WRITE</p>	<ol style="list-style-type: none"> 1. Who is the story about? The story is about _____. 2. What does Chuck wish to be? Chuck wishes to be _____. 3. How did chuck feel as he drove on the street? Chuck felt _____ as he drove on the street. 4. What kind of truck is Chuck? Chuck is _____ and _____ and _____. 5. Is Chuck good enough? Yes/No, he is/ is not good enough.
---	---------------------	--

FRIDAY ACTIVITY 1

	<p>READ</p>	<p>Read all the  and  words again.</p>
	<p>READ</p>	<p>Read the story from Thursday Activity 1.</p>

FRIDAY ACTIVITY 2






	<p>READ</p>	<p>Read all the  and  words again.</p>
	<p>WRITE</p>	<p>Write the sentences in your book. Fix the mistakes.</p> <ol style="list-style-type: none"> 1. he must not wish to be different 2. he was sad as he drove on the street 3. he is good and kind and strong

HOME LANGUAGE WORKSHEET






ENGLISH GRADE 2 TERM 1

WEEK 6



MONDAY ACTIVITY 1



	LOOK & SAY	school	first	started	running	great
	SOUND OUT	strong	street	find	kind	
		proud	hike	bike	swim	
	READ	I am <u>strong</u> . I am <u>proud</u> . I am <u>kind</u> . I am <u>strong</u> and <u>proud</u> and <u>kind</u> . I like to be me. I like to <u>hike</u> . I like to <u>swim</u> . I like to ride my <u>bike</u> . I like to <u>hike</u> and <u>swim</u> and ride my <u>bike</u> . I like to be me. I am <u>proud</u> to be me. I think I am great!				
	WRITE	Write the  and  words in your dictionary.				

MONDAY ACTIVITY 2





	READ	Read the  and  words from Activity 1.
	READ	I ride my <u>bike</u> . I ride my <u>bike</u> to school. I ride my <u>bike</u> to school on the <u>street</u> . I think it is great. I think it is great to ride my <u>bike</u> . I think it is great to ride my <u>bike</u> to school. I think it is great to ride my <u>bike</u> to school on the <u>street</u> . Do you think it is great? Do you think it is great to ride a <u>bike</u> ? Do you think it is great to ride a <u>bike</u> to school?
	WRITE	Write a sentence with: swim Write a question with: school

TUESDAY ACTIVITY 1





	LOOK & SAY	school	first	started	running	great
	SOUND OUT	eat	seat	meat	meal	
		steal	real			

	READ	I will <u>eat</u> . I will <u>eat</u> the <u>meat</u> . It is great. It is a great <u>meal</u> . It is a great <u>meal</u> to <u>eat</u> the <u>meat</u> . I will sit. I will sit on the <u>seat</u> . I will sit on the <u>seat</u> and <u>eat</u> . I will sit on the <u>seat</u> and <u>eat</u> the <u>meat</u> . I will <u>eat</u> enough. I will <u>eat</u> enough <u>meat</u> .
	WRITE	1. What will I eat? I will eat the _____. 2. Where will I sit? I will sit on the _____.




TUESDAY ACTIVITY 2

	READ	Read the  and  words from Activity 1.
	WRITE	Write a sentence with: steal Write a question with: real

WEDNESDAY ACTIVITY 1





	LOOK & SAY	school	first	started	running	great
	SOUND OUT	scrap	scream	screen	scrape	
		scram				
	READ	I <u>scream</u> . I <u>scream</u> at school. Do you <u>scream</u> ? Do you <u>scream</u> at school? Is it good? Is it good to <u>scream</u> ? Is it good to <u>scream</u> at school? No it is not good. It is not good to <u>scream</u> at school. I will not <u>scream</u> . I will not <u>scream</u> at school. I will sit in my seat and I will not <u>scream</u> .				
	WRITE	1. Where do I scream? I scream at _____. 2. Is it good to scream at school? Yes/No, it is/is not good to scream at school.				

WEDNESDAY ACTIVITY 2





	READ	Read the  and  words from Activity 1.
	WRITE	Write the  words and  words in your dictionary. Write a

sentence with: scrape
Write a question with: first





THURSDAY ACTIVITY 1

	LOOK & SAY	school	first	started	running	great	
	SOUND OUT	seat		eat	real	dream	
		screen		scrap	scrape	scream	
	READ						<p>Haile is great. He is great at running. He first started running to school. He was great at running to school. Haile had</p>
		<p>a <u>dream</u>. He had a <u>dream</u> to run. He had a <u>dream</u> to be the best. He had a <u>dream</u> to be the best at running. He will fight. He will fight to reach his <u>dream</u>! He will fight to reach his <u>dream</u> to be the best at running.</p>					





THURSDAY ACTIVITY 2

	READ	Read the  and  words from Activity 1.
	WRITE	<ol style="list-style-type: none">Who is great? _____ is great.What is Haile great at? Haile is great at _____.Where did he first start running to? He started running to _____.What did he want to be the best at? He wanted to be the best at _____.What will he do to reach his dream? He will _____ to reach his dream.

FRIDAY ACTIVITY 1

	READ	Read all the  and  words again.
	READ	Read the story from Thursday Activity 1.

FRIDAY ACTIVITY 2







	READ	Read all the  and  words again.
	WRITE	Write the sentences in your book. Fix the mistakes. <ol style="list-style-type: none">haile had a dreamhe had a dream to runhe will fight to reach his dream

HOME LANGUAGE WORKSHEET






ENGLISH GRADE 2 TERM 1

WEEK 7



MONDAY ACTIVITY 1


	LOOK & SAY	how	tyre	have	want	could
	SOUND OUT	swing	proud	strong	scream	
		real	kind	bike	night	
	READ	Can you ride? Can you ride a <u>bike</u> ? Can you ride a <u>bike</u> at <u>night</u> ? I want to ride a <u>bike</u> . I want to ride a <u>bike</u> at <u>night</u> . How do you ride a <u>bike</u> ? How do you ride a <u>bike</u> at <u>night</u> ? Could you teach me? Could you teach me to ride a <u>bike</u> at <u>night</u> ?				
	WRITE	Write the  and  words in your dictionary.				


MONDAY ACTIVITY 2

	READ	Read the  and  words from Activity 1.				
	READ	Have you seen my <u>bike</u> ? I have lost it. I lost it at <u>night</u> . I lost my <u>bike</u> at <u>night</u> . Could you be <u>kind</u> ? Could you be <u>kind</u> and help me? Could you be <u>kind</u> and help me find my <u>bike</u> ? How will we find it? How will we find the <u>bike</u> ? How will we find the <u>bike</u> that I lost at <u>night</u> ?				
	WRITE	Write a sentence with: scream Write a question with: how				

TUESDAY ACTIVITY 1


	LOOK & SAY	how	tyre	have	want	could
	SOUND OUT	catch	hatch	match	fetch	
		stretch	switch	thatch	witch	

	READ	<p>I will <u>fetch</u>. I will <u>fetch</u> the <u>match</u>. I want to <u>fetch</u> the <u>match</u>. How will you <u>fetch</u>? How will you <u>fetch</u> the <u>match</u>? It is by the <u>witch</u>. The <u>match</u> is by the <u>witch</u>. The <u>match</u> is by the <u>witch</u> in the <u>thatch</u> hut. How will <u>fetch</u> the <u>match</u> by the <u>witch</u> in the <u>thatch</u> hut?</p>
---	-------------	--


	WRITE	<p>1. What do I want to fetch? I want to fetch the _____.</p> <p>2. Where is the match? It is by the _____ in the _____ hut.</p>
---	--------------	--


TUESDAY ACTIVITY 2


	READ	<p>Read the  and  words from Activity 1.</p>
---	-------------	--


	WRITE	<p>Write a sentence with: catch Write a question with: want</p>
---	--------------	--

WEDNESDAY ACTIVITY 1







	LOOK & SAY	how	tyre	have	want	could
---	-----------------------	-----	------	------	------	-------

	SOUND OUT	fishy	meaty	smelly	tricky
		greedy	badly	dusty	very



	READ	<p>Have you seen the <u>fishy</u> fish? The <u>fishy</u> fish is <u>smelly</u>. The <u>fishy</u> fish is <u>very smelly</u>. The <u>fishy</u> fish is <u>greedy</u>. The <u>fishy</u> fish is <u>very greedy</u>. The <u>fishy</u> fish is <u>tricky</u>. The <u>fishy</u> fish is <u>very tricky</u>. The <u>fishy</u> fish is <u>very smelly</u> and <u>greedy</u> and <u>tricky</u>. How can the <u>fishy</u> fish be <u>smelly</u> and <u>greedy</u> and <u>tricky</u>?</p>
---	-------------	---



	WRITE	<p>1. Who is the story about? The story is about the _____.</p> <p>2. What kind of fish is the fishy fish? The fishy fish is very _____ and _____ and _____.</p>
---	--------------	--

WEDNESDAY ACTIVITY 2





	READ	Read the  and  words from Activity 1.
	WRITE	Write the  words and  words in your dictionary. Write a sentence with: dusty Write a question with: smelly

THURSDAY ACTIVITY 1





	LOOK & SAY	how	tyre	have	want	could
	SOUND OUT	very	badly	dusty	tricky	
		fetch	catch	match	stretch	

	READ	 <p>Jane likes to ride her bike. She likes to ride her bike with Mandu. Jane hits her tyre. She hits her tyre on a rock. Her tyre is flat! How will she get back? It will be <u>tricky</u> to get back. It will be <u>very tricky</u> to get back with a flat tyre. Mandu could help. Mandu will go and <u>fetch</u> a pump. He will <u>fetch</u> a pump to fix the tyre.</p>
---	-------------	---





THURSDAY ACTIVITY 2

	READ	Read the  and  words from Activity 1.
	WRITE	<ol style="list-style-type: none">Who likes to ride her bike? _____ likes to ride her bike.What does Jane hit her tyre on? She hits her tyre on _____.Who could help? Mandu could help _____.What will Mandu go and fetch? He will go and fetch _____.Why will he fetch a pump? He will fetch a pump to _____.

FRIDAY ACTIVITY 1

	READ	Read all the  and  words again.
	READ	Read the story from Thursday Activity 1.

FRIDAY ACTIVITY 2

	READ	Read all the  and  words again.
	WRITE	Write the sentences in your book. Fix the mistakes. <ol style="list-style-type: none">she likes to ride her bike with manduher tyre is flathow will she get back

HOME LANGUAGE WORKSHEET






ENGLISH GRADE 2 TERM 1

WEEK 8

MONDAY ACTIVITY 1




	LOOK & SAY	laugh	home	hiding	found	where
	SOUND OUT	find	catch	tricky	very	
		fetch	real	street	proud	
	READ	I am hiding. Can you <u>find</u> me? Am I hiding by the <u>street</u> ? No I am not. Am I hiding by the dog? No I am not. I am hiding in a <u>tricky</u> spot. I am hiding in a <u>very tricky</u> spot. Where am I hiding? I must not laugh. I must not laugh or you will <u>find</u> me. You will <u>find</u> me and <u>catch</u> me. I am <u>proud</u> of my <u>tricky</u> hiding spot!				
	WRITE	Write the  and  words in your dictionary.				

MONDAY ACTIVITY 2





	READ	Read the  and  words from Activity 1.
	READ	I will go home. I will go home to <u>find</u> you. I will go home. I will go home to <u>catch</u> you. You are hiding. Where are you hiding? I will <u>find</u> you! Where are you hiding? I will <u>catch</u> you! You will laugh. You will laugh and I will <u>find</u> you. You will laugh and I will <u>catch</u> you. I found you! I found you hiding. I found you hiding in a <u>tricky</u> spot.
	WRITE	Write a sentence with: tricky Write a question with: where

TUESDAY ACTIVITY 1




	LOOK & SAY	laugh	home	hiding	found	where
---	------------	-------	------	--------	-------	-------


	SOUND OUT	key	donkey	turkey	valley
		donkey	key	valley	turkey
	READ	I found a <u>donkey</u> . I found a <u>turkey</u> . I found a <u>donkey</u> and a <u>turkey</u> . Where did you find the <u>donkey</u> ? Where did you find the <u>turkey</u> ? I found the <u>donkey</u> in the <u>valley</u> . I found the <u>donkey</u> hiding in the <u>valley</u> . I found the <u>turkey</u> in the <u>valley</u> . I found the <u>turkey</u> hiding in the <u>valley</u> . I found the <u>donkey</u> and the <u>turkey</u> hiding in the <u>valley</u> .			
	WRITE	1. What did I find? I found a _____ and a _____. 2. Where did I find them? I found them in the _____.			

TUESDAY ACTIVITY 2







	READ	Read the  and  words from Activity 1.
	WRITE	Write a sentence with: key Write a question with: donkey

WEDNESDAY ACTIVITY 1



	LOOK & SAY	laugh	home	hiding	found	where
	SOUND OUT	cage	rage	page	sage	
		age	stage	wage	engage	
	READ	I see a <u>cage</u> . Where is the <u>cage</u> ? The <u>cage</u> is on the <u>stage</u> . I will hide. I will hide in the <u>cage</u> . I will hide in the <u>cage</u> on the <u>stage</u> . I will not laugh. I will not laugh in the <u>cage</u> . I will not laugh in the <u>cage</u> on the <u>stage</u> . I will not get in a <u>rage</u> . I will not get in a <u>rage</u> in the <u>cage</u> . I will not get in a <u>rage</u> in the <u>cage</u> on the <u>stage</u> . You will not find me hiding in the <u>cage</u> on the <u>stage</u> !				


	<p>WRITE</p>	<p>1. What do I see? I see a _____.</p> <p>2. Where is the cage? The cage is on the _____.</p>
---	---------------------	--

WEDNESDAY ACTIVITY 2





	<p>READ</p>	<p>Read the  and  words from Activity 1.</p>
	<p>WRITE</p>	<p>Write the  words and  words in your dictionary. Write a sentence with: page Write a question with: home</p>

THURSDAY ACTIVITY 1





	<p>LOOK & SAY</p>	<p>laugh</p>	<p>home</p>	<p>hiding</p>	<p>found</p>	<p>where</p>
	<p>SOUND OUT</p>	<p>rage</p>	<p>cage</p>	<p>key</p>	<p>donkey</p>	
		<p>valley</p>	<p>turkey</p>	<p>page</p>	<p>age</p>	

	<p>READ</p>	<div data-bbox="406 1086 1029 1803" data-label="Image"> </div> <p>Siviwe likes to hide. Where is Siviwe hiding? Is he hiding in the <u>cage</u>? No he is not. Is he hiding in the <u>valley</u>? No he is not. Is he hiding by the <u>turkey</u>? No he is not. Is he hiding at home? No he is not. Where is he hiding? We cannot find him. Is he hiding in the drum? Yes he is.</p> <p>He was hiding in the drum. We found him. We found Siviwe!</p>
---	--------------------	--





THURSDAY ACTIVITY 2

	READ	Read the  and  words from Activity 1.
	WRITE	<ol style="list-style-type: none">Who likes to hide? _____ likes to hide.Where was the first place we thought he was hiding? Firstly we thought he was hiding in the _____.Where was the second place we thought he was hiding? Secondly we thought he was hiding in the _____.Where was the third place we thought he was hiding? Thirdly we thought he was hiding by the _____.Where was Siviwe hiding? He was hiding in the _____.

FRIDAY ACTIVITY 1

	READ	Read all the  and  words again.
	READ	Read the story from Thursday Activity 1.

FRIDAY ACTIVITY 2


	READ	Read all the  and  words again.
	WRITE	Write the sentences in your book. Fix the mistakes. <ol style="list-style-type: none">where is siviwe hidingis he hiding in the drumwe found siviwe

HOME LANGUAGE WORKSHEET






ENGLISH GRADE 2 TERM 1

WEEK 9



MONDAY ACTIVITY 1



	LOOK & SAY	together	please	buy	half	work
	SOUND OUT	greedy	kind	key	very	
		catch	strong	swim	hike	
	READ	I am <u>strong</u> . I am <u>very strong</u> . Are you <u>strong</u> ? Are you <u>very strong</u> ? I am <u>kind</u> . I am <u>very kind</u> . Are you <u>kind</u> ? Are you <u>very kind</u> ? I am not <u>greedy</u> . I am not <u>very greedy</u> . Are you <u>greedy</u> ? Are you <u>very greedy</u> ? I like to <u>swim</u> . Do you like to <u>swim</u> ? I like to <u>hike</u> . Do you like to <u>hike</u> ?				
	WRITE	Write the  and  words in your dictionary.				

MONDAY ACTIVITY 2





	READ	Read the  and  words from Activity 1.				
	READ	I like to play. I do not like to work. I like to <u>swim</u> . I do not like to work. I like to <u>hike</u> . I do not like to work. I like to play and <u>swim</u> and <u>hike</u> but I do not like to work. Do you like to play? Do you like to <u>swim</u> ? Do you like to <u>hike</u> ? Do you like to work?				
	WRITE	Write a sentence with: catch Write a question with: please				

TUESDAY ACTIVITY 1





	LOOK & SAY	together	please	buy	half	work
	SOUND OUT	fight	bike	string	find	
		eat	steal	crime	meat	

	READ	<p>I want to <u>eat</u>. I want to <u>eat</u> the <u>meat</u>. Could I <u>steal</u> the <u>meat</u>? Could I <u>steal</u> the <u>meat</u> that I want to <u>eat</u>? No, it is a <u>crime</u>. It is a <u>crime</u> to <u>steal</u>. It is a <u>crime</u> to <u>steal</u> the <u>meat</u>. You must buy the <u>meat</u>. You must buy the <u>meat</u> that you want to <u>eat</u>. Please do not <u>steal</u>! Please do not <u>steal</u> the <u>meat</u>!</p>
	WRITE	<p>1. What do I want to eat? I want to eat the _____.</p> <p>2. What is a crime? It is a crime to _____.</p>







TUESDAY ACTIVITY 2

	READ	Read the  and  words from Activity 1.
	WRITE	Write a sentence with: crime Write a question with: work



WEDNESDAY ACTIVITY 1



	LOOK & SAY	together	please	buy	half	work
	SOUND OUT	fright	smelly	tiger	light	
	READ	<p>I will play a <u>prank</u>. I will play a <u>prank</u> on mom. I will buy the <u>tiger</u>. I will buy the <u>tiger</u> in the <u>cage</u>. The <u>tiger</u> is <u>smelly</u>. My mom will see the <u>tiger</u>. She will see the <u>smelly</u> <u>tiger</u>. Mom will get a <u>fright</u>. She will get a big <u>fright</u>. Mom will <u>scream</u>. I will laugh. I will laugh when mom gets a <u>fright</u>. I will laugh when mom <u>screams</u>!</p>				
	WRITE	<p>1. Who will I play a prank on? I will play a prank on _____.</p> <p>2. What will I buy? I will buy the _____.</p>				

WEDNESDAY ACTIVITY 2





	READ	Read the  and  words from Activity 1.
	WRITE	Write the  words and  words in your dictionary. Write a sentence with: fright Write a question with: buy

THURSDAY ACTIVITY 1





	LOOK & SAY	together	please	buy	half	work
	SOUND OUT	ride	street	bike	proud	
		very	find	page	stretch	

	READ	 <p>Marie wants a <u>bike</u>. She wants to <u>ride</u> with Busi. Busi has a <u>bike</u>. "Please can you buy me a <u>bike</u> dad?" Marie asks. "I will pay half." Dad says. Marie will work. She will work to buy the <u>bike</u>. She wants to <u>ride</u> her <u>bike</u>. She wants to ride her <u>bike</u> in the <u>street</u> with Busi. Marie has enough to buy the <u>bike</u>! Marie is very <u>proud</u> that she has enough. She can <u>ride</u> together with Busi.</p>	<p>Marie wants a <u>bike</u>. She wants to <u>ride</u> with Busi. Busi has a <u>bike</u>. "Please can you buy me a <u>bike</u> dad?" Marie asks. "I will pay half." Dad says. Marie</p>
---	------	---	---





THURSDAY ACTIVITY 2

	READ	Read the  and  words from Activity 1.
	WRITE	<ol style="list-style-type: none">Who wants a bike? _____ wants a bike.Who has a bike? _____ has a bike.How much will dad pay? Dad will pay _____.What will Marie do to buy the bike? Marie will _____ to buy the bike.How does Marie feel that she has enough to buy the bike? Marie feels _____ that she has enough to buy the bike.

FRIDAY ACTIVITY 1

	READ	Read all the  and  words again.
	READ	Read the story from Thursday Activity 1.

FRIDAY ACTIVITY 2







	READ	Read all the  and  words again.
	WRITE	Write the sentences in your book. Fix the mistakes. <ol style="list-style-type: none">she wants to ride with busiplease can you buy me a bike dad marie asksmarie has enough to buy the bike

HOME LANGUAGE WORKSHEET






ENGLISH GRADE 2 TERM 1

WEEK 10



MONDAY ACTIVITY 1



	LOOK & SAY	share	story	barn	lazy	candle
	SOUND OUT	prick	donkey	bite	fight	
		right	fetch	rage	night	
	READ	I will <u>prick</u> the <u>donkey</u> . I will <u>prick</u> the <u>donkey</u> with a pin. I will <u>fetch</u> the pin. I will <u>fetch</u> the pin to <u>prick</u> the <u>donkey</u> . The <u>donkey</u> is in the barn. It is not <u>right</u> ! It is not <u>right</u> to <u>prick</u> the <u>donkey</u> . It is not <u>right</u> to <u>prick</u> the <u>donkey</u> with a pin. The <u>donkey</u> will <u>bite</u> you. The <u>donkey</u> will <u>bite</u> you if you <u>prick</u> it with a pin!				
	WRITE	Write the  and  words in your dictionary.				

MONDAY ACTIVITY 2





	READ	Read the  and  words from Activity 1.				
	READ	Please do not <u>fight</u> . Please do not <u>fight</u> at <u>night</u> . It is not <u>right</u> . It is not <u>right</u> to <u>fight</u> at <u>night</u> . Do not get into a <u>rage</u> . Do not get into a <u>rage</u> at <u>night</u> . It is not <u>right</u> . It is not <u>right</u> to get into a <u>rage</u> . It is not <u>right</u> to get into a <u>rage</u> at <u>night</u> .				
	WRITE	Write a sentence with: fight Write a question with: story				

TUESDAY ACTIVITY 1





	LOOK & SAY	share	story	barn	lazy	candle
	SOUND OUT	swop	swing	bike	kite	
		steal	greedy	prank	kind	

	READ	Will you be <u>kind</u> ? Will you be <u>kind</u> and share? Will you be <u>kind</u> and share your <u>kite</u> ? Will you be <u>kind</u> and share your <u>kite</u> with me. I have a <u>kite</u> . We can <u>swop</u> . You must not be <u>greedy</u> . You must not be <u>greedy</u> , you must share. I will not <u>steal</u> your <u>kite</u> . I will not play a <u>prank</u> and <u>steal</u> your <u>kite</u> .
	WRITE	1. What do I want you to share with me? I want you to share your _____ with me. 2. Will I steal your kite? Yes/No, I will/ will not steal your kite.







TUESDAY ACTIVITY 2

	READ	Read the  and  words from Activity 1.
	WRITE	Write a sentence with: swop Write a question with: lazy



WEDNESDAY ACTIVITY 1



	LOOK & SAY	share	story	barn	lazy	candle
	SOUND OUT	donkey	turkey	tiger	bite	
	READ	Is the <u>donkey</u> in the barn? Yes, the <u>donkey</u> is in the barn. Is the <u>turkey</u> in the barn? Yes, the <u>turkey</u> is in the barn. Is the <u>tiger</u> in the barn? No, the <u>tiger</u> is not in the barn. The <u>tiger</u> will <u>bite</u> the <u>donkey</u> . The <u>tiger</u> will <u>bite</u> the <u>turkey</u> . It will be <u>very</u> bad if the <u>tiger</u> is in the barn!				
	WRITE	1. Who is in the barn? The _____ and _____ are in the barn. 2. What will the tiger do to the donkey and the turkey? The tiger will _____ the donkey and the turkey.				

WEDNESDAY ACTIVITY 2

	READ	Read the  and  words from Activity 1.
	WRITE	Write the  words and  words in your dictionary. Write a sentence with: meal Write a question with: barn


THURSDAY ACTIVITY 1

	LOOK & SAY	share	story	barn	lazy	candle
	SOUND OUT	bright	read	light	proud	
		night	page	seat	scream	





	READ		<p>Let me share a story. In the story we see a boy. We think he is lazy. Is he lazy? He sits. He sits and</p> <p><u>reads</u>. He sits and plans. He sits and <u>reads</u> and plans. He thinks. He thinks of an idea. He can <u>light</u> a candle. He can <u>light</u> a <u>bright</u> candle. He can <u>light</u> a <u>bright</u> candle in the barn. He is not lazy. He plans and thinks of ideas!</p>
---	------	---	--

THURSDAY ACTIVITY 2





	READ	Read the  and  words from Activity 1.
---	------	---

	<p>WRITE</p>	<ol style="list-style-type: none"> 1. Who do we see in the story? We see a _____ in the story. 2. What do we think? We think _____. 3. What does he sit and do? He sits and _____ and _____. 4. What can he light? He can light a _____. 5. Is the boy lazy? Yes/ No, the boy is/is not lazy.
---	---------------------	--

FRIDAY ACTIVITY 1

	<p>READ</p>	<p>Read all the  and  words again.</p>
	<p>READ</p>	<p>Read the story from Thursday Activity 1.</p>

FRIDAY ACTIVITY 2







	<p>READ</p>	<p>Read all the  and  words again.</p>
	<p>WRITE</p>	<p>Write the sentences in your book. Fix the mistakes.</p> <ol style="list-style-type: none"> 1. is he lazy 2. he is not lazy 3. he plans and thinks of ideas

HOME LANGUAGE WORKSHEET






ENGLISH GRADE 3 TERM 1

WEEK 3




MONDAY ACTIVITY 1


	LOOK & SAY	busy	everyone	worst	ever	birthday
	SOUND OUT	sad	mad	fun	not	
		sit	think	wish	chat	
	READ	I am <u>sad</u> . I am <u>mad</u> . I am <u>sad</u> and I am <u>mad</u> . I <u>sit</u> . I <u>think</u> . I <u>sit</u> and <u>think</u> . I <u>sit</u> and <u>think</u> and I am <u>mad</u> and I am <u>sad</u> .				
	WRITE	Write the  and  words in your dictionary.				

MONDAY ACTIVITY 2





	READ	Read the  and  words from Activity 1.
	READ	Can we <u>sit</u> ? Can we <u>chat</u> ? Can we <u>sit</u> and <u>chat</u> ? It will be <u>fun</u> . It will be <u>fun</u> to <u>sit</u> and <u>chat</u> . I <u>think</u> it will be <u>fun</u> to <u>sit</u> and <u>chat</u> .
	WRITE	Write a sentence with: sad Write a question with: fun

TUESDAY ACTIVITY 1





	LOOK & SAY	busy	everyone	worst	ever	birthday
	SOUND OUT	pray	prank	prick	preen	
		press	proud			
	READ	I am not <u>proud</u> . I am not <u>proud</u> of the <u>prank</u> . It is the worst. It is the worst <u>prank</u> . It is the worst <u>prank</u> ever. Are you <u>proud</u> ? Are you <u>proud</u> of the <u>prank</u> ? Everyone is mad. Everyone is sad. It was not fun. It was not fun to see everyone sad. It was not fun to see everyone mad.				

	WRITE	<p>1. How does everyone feel? Everyone is _____ and _____.</p> <p>2. What was not fun? It was not fun to _____.</p>
---	-------	---







TUESDAY ACTIVITY 2

	READ	Read the  and  words from Activity 1.
	WRITE	<p>Write a sentence with: pray</p> <p>Write a question with: birthday</p>



WEDNESDAY ACTIVITY 1

	LOOK & SAY	busy	everyone	worst	ever	birthday
	SOUND OUT	light	sight	fight	night	
		right	tight	bright		
	READ	<p>I see. I see a <u>light</u>. I see a <u>bright light</u>. Can you see the <u>light</u>? Can you see the <u>bright light</u>? It is a <u>sight</u>. It is a <u>sight</u> to see the <u>bright light</u>. It is a <u>sight</u> to see the <u>bright light</u> at <u>night</u>. It is not <u>right</u>. It is not <u>right</u> to <u>fight</u>. It is not <u>right</u> to <u>fight</u> in the <u>night</u>.</p>				
	WRITE	<p>1. What can I see? I can see a ____.</p> <p>2. What is not right? It is not right to _____.</p>				

WEDNESDAY ACTIVITY 2

	READ	Read the  and  words from Activity 1.
	WRITE	<p>Write the  words and  words in your dictionary. Write a sentence with: light</p> <p>Write a question with: busy</p>

THURSDAY ACTIVITY 1

	LOOK & SAY	busy	everyone	wors	ever	birthday
	SOUND OUT	proud	prick	pray	press	
		right	fight	sight	night	



READ



Mandla is sad.
Mandla is mad.
Mom is busy. Dad is busy.
Everyone is busy.
This is the worst


birthday ever! It is not right. It is not right to be busy. It is not right to be busy on my birthday. It is not right for mom to be busy. It is not right for dad to be busy. It is not right for everyone to be busy on my birthday. This is the worst birthday ever!

THURSDAY ACTIVITY 2







READ





Read the  and  words from Activity 1.

	<p>WRITE</p>	<ol style="list-style-type: none"> 1. Who is sad? _____ is sad. 2. Why is Mandla sad? He is sad because _____. 3. What is not right? It is not right for _____. 4. Who is busy? _____ is busy. 5. What kind of birthday is this? This is the _____ birthday.
---	---------------------	---

FRIDAY ACTIVITY 1

	<p>READ</p>	<p>Read all the  and  words again.</p>
	<p>READ</p>	<p>Read the story from Thursday Activity 1.</p>

FRIDAY ACTIVITY 2







	<p>READ</p>	<p>Read all the  and  words again.</p>
	<p>WRITE</p>	<p>Write the sentences in your book. Fix the mistakes.</p> <ol style="list-style-type: none"> 1. mandla is sad on his birthday 2. is it right for everyone to be busy 3. this is the worst birthday ever

HOME LANGUAGE WORKSHEET






ENGLISH GRADE 2 TERM 1

WEEK 4



MONDAY ACTIVITY 1


	LOOK & SAY	ideas	many	thought	party	what
	SOUND OUT	right	tight	night	high	
		prick	proud	prank	press	
	READ	I was <u>right</u> . I thought I was <u>right</u> . I thought I was <u>right</u> at <u>night</u> . I was <u>proud</u> . I was <u>proud</u> that I was <u>right</u> . I was <u>proud</u> that I thought that I was <u>right</u> . I was <u>proud</u> that I thought that I was <u>right</u> at <u>night</u> .				
	WRITE	Write the  and  words in your dictionary.				


MONDAY ACTIVITY 2

	READ	Read the  and  words from Activity 1.				
	READ	I have so many ideas. I have so many ideas at <u>night</u> . I have so many bright ideas at <u>night</u> . I am proud. I am <u>proud</u> of my thoughts. I am <u>proud</u> of my thoughts at <u>night</u> . I am <u>proud</u> of my bright thoughts at <u>night</u> .				
	WRITE	Write a sentence with: high Write a question with: party				

TUESDAY ACTIVITY 1


	LOOK & SAY	ideas	many	thought	party	what
	SOUND OUT	swing	swim	swop	swam	
		swop	sway			

	READ	I will <u>swim</u> . I will <u>swim</u> at the party. I will <u>swing</u> . I will <u>swim</u> at the party. I will <u>swim</u> and I will <u>swing</u> . I will <u>swim</u> and I will <u>swing</u> at the party. I will <u>sway</u> . I will <u>sway</u> at the party. I will <u>swing</u> and <u>swim</u> and <u>sway</u> at the party!
---	------	--

	WRITE	1. What will I do? I will _____ and _____ and _____. 2. Where will I swim and swing and sway? I will swim and swing and sway at the _____.
---	-------	---


TUESDAY ACTIVITY 2


	READ	Read the  and  words from Activity 1.
---	------	---

	WRITE	Write a sentence with: swim Write a question with: party
---	-------	---

WEDNESDAY ACTIVITY 1




	LOOK & SAY	ideas	many	thought	party	what
	SOUND OUT	slime	bike	bite	kite	
		hike	crime			

	READ	I will ride. I will ride my <u>bike</u> . I will ride my <u>bike</u> to the party. I will <u>bite</u> . I will <u>bite</u> the <u>slime</u> . I will <u>bite</u> the <u>slime</u> at the party. You must not. You must not <u>bite</u> . You must not <u>bite</u> the <u>slime</u> at the party. You can <u>swim</u> . You can <u>swim</u> and <u>swing</u> . You can <u>swim</u> and <u>swing</u> at the party.
---	------	--



	WRITE	1. What will I ride? I will ride my _____. 2. What will I bite at the party? I will bite _____ at the party.
---	-------	---



WEDNESDAY ACTIVITY 2

	READ	Read the  and  words from Activity 1.
---	------	---

	WRITE	Write the  words and  words in your dictionary. Write a sentence with: kite Write a question with: hike
---	--------------	--


THURSDAY ACTIVITY 1

	LOOK & SAY	ideas	many	thought	party	what
	SOUND OUT	bite	slime	swim	kite	
		swing	swop	bike	swam	





	READ	 <p>Zanele has many ideas. Zanele has many thoughts. Zanele has many ideas and thought for a party. What party will she have? What party will she like? Will she have a <u>kite</u> party? No she will not. Will she have a <u>slime</u> party? No she will not. Will she have a bike party? No she will not. What party will she have? What party will she like?</p>
---	-------------	--

THURSDAY ACTIVITY 2





	READ	Read the  and  words from Activity 1.
---	-------------	---

	<p>WRITE</p>	<ol style="list-style-type: none"> 1. Who has many ideas? _____ has many ideas. 2. What does Zanele have many thoughts and ideas about? She has many thoughts and ideas about _____. 3. Will she have a kite party? Yes/No, she will/ will not have a kite party. 4. Will she have a slime party? Yes/No, she will/ will not have a slime party. 5. Will she have a bike party? Yes/No, she will/ will not have a bike party.
---	---------------------	--

FRIDAY ACTIVITY 1

	<p>READ</p>	<p>Read all the  and  words again.</p>
	<p>READ</p>	<p>Read the story from Thursday Activity 1.</p>

FRIDAY ACTIVITY 2







	<p>READ</p>	<p>Read all the  and  words again.</p>
	<p>WRITE</p>	<p>Write the sentences in your book. Fix the mistakes.</p> <ol style="list-style-type: none"> 1. zanele has many ideas 2. will she have a kite party 3. what party will she like

HOME LANGUAGE WORKSHEET






ENGLISH GRADE 2 TERM 1

WEEK 5



MONDAY ACTIVITY 1


	LOOK & SAY	good	drove	wish	different	enough
	SOUND OUT	right	night	swop	sway	
		prick	proud	hike	crime	
	READ	I will <u>hike</u> . I like to <u>hike</u> . Do you like to <u>hike</u> ? It is good. It is good to <u>hike</u> . I <u>hike</u> at <u>night</u> . Is it good? Is it good to <u>hike</u> at <u>night</u> ? Is it <u>right</u> ? Is it <u>right</u> to <u>hike</u> at <u>night</u> ? It is not good. It is not good to <u>hike</u> at <u>night</u> . It is not <u>right</u> . It is not <u>right</u> to <u>hike</u> at <u>night</u> .				
	WRITE	Write the  and  words in your dictionary.				


MONDAY ACTIVITY 2

	READ	Read the  and  words from Activity 1.				
	READ	I will <u>prick</u> my mom. I will <u>prick</u> my mom with a pin. Is it good? Is it good to <u>prick</u> my mom? Is it good to <u>prick</u> my mom with a pin? No, it is not good! It is not good to <u>prick</u> my mom with a pin! Is it <u>right</u> ? Is it <u>right</u> to <u>prick</u> my mom? Is it <u>right</u> to <u>prick</u> my mom with a pin? No, it is not <u>right</u> ! It is not <u>right</u> to <u>prick</u> my mom with a pin!				
	WRITE	Write a sentence with: swop Write a question with: drove				

TUESDAY ACTIVITY 1


	LOOK & SAY	good	drove	wish	different	enough
	SOUND OUT	string	strain	strong	stray	
		stripe	street			

	READ	I see a dog. I see a <u>stray</u> dog. I see a <u>stray</u> dog on the <u>street</u> . I will get a <u>string</u> . I will get a <u>strong string</u> . I will get a <u>strong string</u> to help the dog. I will get a <u>strong string</u> to help the <u>stray</u> dog. He has a <u>stripe</u> . He has a <u>stripe</u> on his back. He is good. He is good dog.
---	------	---

	WRITE	1. What do I see? I see a ____. 2. What will I get to help the dog? I will get a ____.
---	-------	---


TUESDAY ACTIVITY 2


	READ	Read the  and  words from Activity 1.
---	------	---


	WRITE	Write a sentence with: strong Write a question with: wish
---	-------	--

WEDNESDAY ACTIVITY 1







	LOOK & SAY	good	drove	wish	different	enough
---	------------	------	-------	------	-----------	--------

	SOUND OUT	tiger	blind	kind	find
		kind	tiger	find	blind



	READ	I will <u>find</u> . I will <u>find</u> a <u>tiger</u> . I will <u>find</u> a <u>blind tiger</u> . The <u>blind tiger</u> is good. The <u>blind tiger</u> is <u>kind</u> . Is the <u>blind tiger</u> strong? Yes the <u>blind tiger</u> is strong. What will the <u>tiger</u> do? What will the <u>blind tiger</u> do? Will the <u>tiger</u> fight? Will the <u>blind tiger</u> fight? No, the <u>blind tiger</u> will not fight. The <u>blind tiger</u> is good and <u>kind</u> .
---	------	--



	WRITE	1. What will I find? I will find a ____. 2. Will the tiger fight? Yes/No, the tiger will/will not fight.
---	-------	---

WEDNESDAY ACTIVITY 2

	READ	Read the  and  words from Activity 1.
	WRITE	Write the  words and  words in your dictionary. Write a sentence with: tiger Write a question with: find


THURSDAY ACTIVITY 1

	LOOK & SAY	good	drove	wish	different	enough			
	SOUND OUT	tiger		blind		kind		find	
		strong		street		stray		string	





	READ		<p>Chuck is good. Chuck is <u>kind</u>. Chuck is <u>strong</u>. He is good and <u>kind</u> and <u>strong</u>. He is good and <u>kind</u> and <u>strong</u> but Chuck will wish. He will wish to be different. He thought he was not good enough. He was sad. He was sad as he drove on the <u>street</u>. He must not be sad! He must</p> <p>not wish to be different! He is good enough.</p>
---	------	---	---

THURSDAY ACTIVITY 2





	READ	Read the  and  words from Activity 1.
---	------	---

	<p>WRITE</p>	<ol style="list-style-type: none"> 1. Who is the story about? The story is about _____. 2. What does Chuck wish to be? Chuck wishes to be _____. 3. How did chuck feel as he drove on the street? Chuck felt _____ as he drove on the street. 4. What kind of truck is Chuck? Chuck is _____ and _____ and _____. 5. Is Chuck good enough? Yes/No, he is/ is not good enough.
---	---------------------	--

FRIDAY ACTIVITY 1

	<p>READ</p>	<p>Read all the  and  words again.</p>
	<p>READ</p>	<p>Read the story from Thursday Activity 1.</p>

FRIDAY ACTIVITY 2






	<p>READ</p>	<p>Read all the  and  words again.</p>
	<p>WRITE</p>	<p>Write the sentences in your book. Fix the mistakes.</p> <ol style="list-style-type: none"> 1. he must not wish to be different 2. he was sad as he drove on the street 3. he is good and kind and strong

HOME LANGUAGE WORKSHEET






ENGLISH GRADE 2 TERM 1

WEEK 6



MONDAY ACTIVITY 1



	LOOK & SAY	school	first	started	running	great
	SOUND OUT	strong	street	find	kind	
		proud	hike	bike	swim	
	READ	I am <u>strong</u> . I am <u>proud</u> . I am <u>kind</u> . I am <u>strong</u> and <u>proud</u> and <u>kind</u> . I like to be me. I like to <u>hike</u> . I like to <u>swim</u> . I like to ride my <u>bike</u> . I like to <u>hike</u> and <u>swim</u> and ride my <u>bike</u> . I like to be me. I am <u>proud</u> to be me. I think I am great!				
	WRITE	Write the  and  words in your dictionary.				

MONDAY ACTIVITY 2





	READ	Read the  and  words from Activity 1.
	READ	I ride my <u>bike</u> . I ride my <u>bike</u> to school. I ride my <u>bike</u> to school on the <u>street</u> . I think it is great. I think it is great to ride my <u>bike</u> . I think it is great to ride my <u>bike</u> to school. I think it is great to ride my <u>bike</u> to school on the <u>street</u> . Do you think it is great? Do you think it is great to ride a <u>bike</u> ? Do you think it is great to ride a <u>bike</u> to school?
	WRITE	Write a sentence with: swim Write a question with: school

TUESDAY ACTIVITY 1





	LOOK & SAY	school	first	started	running	great
	SOUND OUT	eat	seat	meat	meal	
		steal	real			

	READ	I will <u>eat</u> . I will <u>eat</u> the <u>meat</u> . It is great. It is a great <u>meal</u> . It is a great <u>meal</u> to <u>eat</u> the <u>meat</u> . I will sit. I will sit on the <u>seat</u> . I will sit on the <u>seat</u> and <u>eat</u> . I will sit on the <u>seat</u> and <u>eat</u> the <u>meat</u> . I will <u>eat</u> enough. I will <u>eat</u> enough <u>meat</u> .
	WRITE	1. What will I eat? I will eat the _____. 2. Where will I sit? I will sit on the _____.

TUESDAY ACTIVITY 2

	READ	Read the  and  words from Activity 1.
	WRITE	Write a sentence with: steal Write a question with: real

WEDNESDAY ACTIVITY 1





	LOOK & SAY	school	first	started	running	great
	SOUND OUT	scrap	scream	screen	scrape	
		scram				
	READ	I <u>scream</u> . I <u>scream</u> at school. Do you <u>scream</u> ? Do you <u>scream</u> at school? Is it good? Is it good to <u>scream</u> ? Is it good to <u>scream</u> at school? No it is not good. It is not good to <u>scream</u> at school. I will not <u>scream</u> . I will not <u>scream</u> at school. I will sit in my seat and I will not <u>scream</u> .				
	WRITE	1. Where do I scream? I scream at _____. 2. Is it good to scream at school? Yes/No, it is/is not good to scream at school.				

WEDNESDAY ACTIVITY 2





	READ	Read the  and  words from Activity 1.
	WRITE	Write the  words and  words in your dictionary. Write a

sentence with: scrape
Write a question with: first





THURSDAY ACTIVITY 1

	LOOK & SAY	school	first	started	running	great
	SOUND OUT	seat	eat	real	dream	
		screen	scrap	scrape	scream	
	READ					<p>Haile is great. He is great at running. He first started running to school. He was great at running to school. Haile had a <u>dream</u>. He had a <u>dream</u> to run. He had a <u>dream</u> to be the best. He had a <u>dream</u> to be the best at running. He will fight. He will fight to reach his <u>dream</u>! He will fight to reach his <u>dream</u> to be the best at running.</p>





THURSDAY ACTIVITY 2

	READ	Read the  and  words from Activity 1.
	WRITE	<ol style="list-style-type: none">Who is great? _____ is great.What is Haile great at? Haile is great at _____.Where did he first start running to? He started running to _____.What did he want to be the best at? He wanted to be the best at _____.What will he do to reach his dream? He will _____ to reach his dream.

FRIDAY ACTIVITY 1

	READ	Read all the  and  words again.
	READ	Read the story from Thursday Activity 1.

FRIDAY ACTIVITY 2







	READ	Read all the  and  words again.
	WRITE	Write the sentences in your book. Fix the mistakes. <ol style="list-style-type: none">haile had a dreamhe had a dream to runhe will fight to reach his dream

HOME LANGUAGE WORKSHEET






ENGLISH GRADE 2 TERM 1

WEEK 7



MONDAY ACTIVITY 1


	LOOK & SAY	how	tyre	have	want	could
	SOUND OUT	swing	proud	strong	scream	
		real	kind	bike	night	
	READ	Can you ride? Can you ride a <u>bike</u> ? Can you ride a <u>bike</u> at <u>night</u> ? I want to ride a <u>bike</u> . I want to ride a <u>bike</u> at <u>night</u> . How do you ride a <u>bike</u> ? How do you ride a <u>bike</u> at <u>night</u> ? Could you teach me? Could you teach me to ride a <u>bike</u> at <u>night</u> ?				
	WRITE	Write the  and  words in your dictionary.				


MONDAY ACTIVITY 2

	READ	Read the  and  words from Activity 1.				
	READ	Have you seen my <u>bike</u> ? I have lost it. I lost it at <u>night</u> . I lost my <u>bike</u> at <u>night</u> . Could you be <u>kind</u> ? Could you be <u>kind</u> and help me? Could you be <u>kind</u> and help me find my <u>bike</u> ? How will we find it? How will we find the <u>bike</u> ? How will we find the <u>bike</u> that I lost at <u>night</u> ?				
	WRITE	Write a sentence with: scream Write a question with: how				

TUESDAY ACTIVITY 1


	LOOK & SAY	how	tyre	have	want	could
	SOUND OUT	catch	hatch	match	fetch	
		stretch	switch	thatch	witch	

	READ	<p>I will <u>fetch</u>. I will <u>fetch</u> the <u>match</u>. I want to <u>fetch</u> the <u>match</u>. How will you <u>fetch</u>? How will you <u>fetch</u> the <u>match</u>? It is by the <u>witch</u>. The <u>match</u> is by the <u>witch</u>. The <u>match</u> is by the <u>witch</u> in the <u>thatch</u> hut. How will <u>fetch</u> the <u>match</u> by the <u>witch</u> in the <u>thatch</u> hut?</p>
---	-------------	--


	WRITE	<p>1. What do I want to fetch? I want to fetch the _____.</p> <p>2. Where is the match? It is by the _____ in the _____ hut.</p>
---	--------------	--


TUESDAY ACTIVITY 2


	READ	<p>Read the  and  words from Activity 1.</p>
---	-------------	--


	WRITE	<p>Write a sentence with: catch Write a question with: want</p>
---	--------------	--

WEDNESDAY ACTIVITY 1

	LOOK & SAY	how	tyre	have	want	could
---	-----------------------	-----	------	------	------	-------

	SOUND OUT	fishy	meaty	smelly	tricky
		greedy	badly	dusty	very

	READ	<p>Have you seen the <u>fishy</u> fish? The <u>fishy</u> fish is <u>smelly</u>. The <u>fishy</u> fish is <u>very smelly</u>. The <u>fishy</u> fish is <u>greedy</u>. The <u>fishy</u> fish is <u>very greedy</u>. The <u>fishy</u> fish is <u>tricky</u>. The <u>fishy</u> fish is <u>very tricky</u>. The <u>fishy</u> fish is <u>very smelly</u> and <u>greedy</u> and <u>tricky</u>. How can the <u>fishy</u> fish be <u>smelly</u> and <u>greedy</u> and <u>tricky</u>?</p>
---	-------------	---

	WRITE	<p>1. Who is the story about? The story is about the _____.</p> <p>2. What kind of fish is the fishy fish? The fishy fish is very _____ and _____ and _____.</p>
---	--------------	--

WEDNESDAY ACTIVITY 2





	READ	Read the and words from Activity 1.
	WRITE	Write the words and words in your dictionary. Write a sentence with: dusty Write a question with: smelly

THURSDAY ACTIVITY 1





	LOOK & SAY	how	tyre	have	want	could
	SOUND OUT	very	badly	dusty	tricky	
		fetch	catch	match	stretch	

	READ	<div data-bbox="430 806 997 1411" data-label="Image"> </div> <p data-bbox="1029 784 1489 1617">Jane likes to ride her bike. She likes to ride her bike with Mandu. Jane hits her tyre. She hits her tyre on a rock. Her tyre is flat! How will she get back? It will be <u>tricky</u> to get back. It will be <u>very tricky</u> to get back with a flat tyre. Mandu could help. Mandu will go and <u>fetch</u> a pump. He will <u>fetch</u> a pump to fix the tyre.</p>
--	------	--





THURSDAY ACTIVITY 2

	READ	Read the  and  words from Activity 1.
	WRITE	<ol style="list-style-type: none">Who likes to ride her bike? _____ likes to ride her bike.What does Jane hit her tyre on? She hits her tyre on _____.Who could help? Mandu could help _____.What will Mandu go and fetch? He will go and fetch _____.Why will he fetch a pump? He will fetch a pump to _____.

FRIDAY ACTIVITY 1

	READ	Read all the  and  words again.
	READ	Read the story from Thursday Activity 1.

FRIDAY ACTIVITY 2

	READ	Read all the  and  words again.
	WRITE	Write the sentences in your book. Fix the mistakes. <ol style="list-style-type: none">she likes to ride her bike with manduher tyre is flathow will she get back

HOME LANGUAGE WORKSHEET






ENGLISH GRADE 2 TERM 1

WEEK 8

MONDAY ACTIVITY 1




	LOOK & SAY	laugh	home	hiding	found	where
	SOUND OUT	find	catch	tricky	very	
		fetch	real	street	proud	
	READ	I am hiding. Can you <u>find</u> me? Am I hiding by the <u>street</u> ? No I am not. Am I hiding by the dog? No I am not. I am hiding in a <u>tricky</u> spot. I am hiding in a <u>very tricky</u> spot. Where am I hiding? I must not laugh. I must not laugh or you will <u>find</u> me. You will <u>find</u> me and <u>catch</u> me. I am <u>proud</u> of my <u>tricky</u> hiding spot!				
	WRITE	Write the  and  words in your dictionary.				

MONDAY ACTIVITY 2





	READ	Read the  and  words from Activity 1.
	READ	I will go home. I will go home to <u>find</u> you. I will go home. I will go home to <u>catch</u> you. You are hiding. Where are you hiding? I will <u>find</u> you! Where are you hiding? I will <u>catch</u> you! You will laugh. You will laugh and I will <u>find</u> you. You will laugh and I will <u>catch</u> you. I found you! I found you hiding. I found you hiding in a <u>tricky</u> spot.
	WRITE	Write a sentence with: tricky Write a question with: where

TUESDAY ACTIVITY 1




	LOOK & SAY	laugh	home	hiding	found	where
---	------------	-------	------	--------	-------	-------


	SOUND OUT	key	donkey	turkey	valley
		donkey	key	valley	turkey
	READ	I found a <u>donkey</u> . I found a <u>turkey</u> . I found a <u>donkey</u> and a <u>turkey</u> . Where did you find the <u>donkey</u> ? Where did you find the <u>turkey</u> ? I found the <u>donkey</u> in the <u>valley</u> . I found the <u>donkey</u> hiding in the <u>valley</u> . I found the <u>turkey</u> in the <u>valley</u> . I found the <u>turkey</u> hiding in the <u>valley</u> . I found the <u>donkey</u> and the <u>turkey</u> hiding in the <u>valley</u> .			
	WRITE	1. What did I find? I found a _____ and a _____. 2. Where did I find them? I found them in the _____.			

TUESDAY ACTIVITY 2







	READ	Read the  and  words from Activity 1.
	WRITE	Write a sentence with: key Write a question with: donkey

WEDNESDAY ACTIVITY 1



	LOOK & SAY	laugh	home	hiding	found	where
	SOUND OUT	cage	rage	page	sage	
		age	stage	wage	engage	
	READ	I see a <u>cage</u> . Where is the <u>cage</u> ? The <u>cage</u> is on the <u>stage</u> . I will hide. I will hide in the <u>cage</u> . I will hide in the <u>cage</u> on the <u>stage</u> . I will not laugh. I will not laugh in the <u>cage</u> . I will not laugh in the <u>cage</u> on the <u>stage</u> . I will not get in a <u>rage</u> . I will not get in a <u>rage</u> in the <u>cage</u> . I will not get in a <u>rage</u> in the <u>cage</u> on the <u>stage</u> . You will not find me hiding in the <u>cage</u> on the <u>stage</u> !				


	WRITE	<p>1. What do I see? I see a _____.</p> <p>2. Where is the cage? The cage is on the _____.</p>
---	--------------	--

WEDNESDAY ACTIVITY 2





	READ	Read the  and  words from Activity 1.
	WRITE	Write the  words and  words in your dictionary. Write a sentence with: page Write a question with: home

THURSDAY ACTIVITY 1





	LOOK & SAY	laugh	home	hiding	found	where
	SOUND OUT	rage	cage	key	donkey	
		valley	turkey	page	age	

	READ	<div data-bbox="406 1086 1029 1803" data-label="Image"> </div> <p>Siviwe likes to hide. Where is Siviwe hiding? Is he hiding in the <u>cage</u>? No he is not. Is he hiding in the <u>valley</u>? No he is not. Is he hiding by the <u>turkey</u>? No he is not. Is he hiding at home? No he is not. Where is he hiding? We cannot find him. Is he hiding in the drum? Yes he is.</p> <p>He was hiding in the drum. We found him. We found Siviwe!</p>
---	-------------	--





THURSDAY ACTIVITY 2

	READ	Read the  and  words from Activity 1.
	WRITE	<ol style="list-style-type: none">Who likes to hide? _____ likes to hide.Where was the first place we thought he was hiding? Firstly we thought he was hiding in the _____.Where was the second place we thought he was hiding? Secondly we thought he was hiding in the _____.Where was the third place we thought he was hiding? Thirdly we thought he was hiding by the _____.Where was Siviwe hiding? He was hiding in the _____.

FRIDAY ACTIVITY 1

	READ	Read all the  and  words again.
	READ	Read the story from Thursday Activity 1.

FRIDAY ACTIVITY 2

	READ	Read all the  and  words again.
	WRITE	Write the sentences in your book. Fix the mistakes. <ol style="list-style-type: none">where is siviwe hidingis he hiding in the drumwe found siviwe

HOME LANGUAGE WORKSHEET






ENGLISH GRADE 2 TERM 1

WEEK 9



MONDAY ACTIVITY 1



	LOOK & SAY	together	please	buy	half	work
	SOUND OUT	greedy	kind	key	very	
		catch	strong	swim	hike	
	READ	I am <u>strong</u> . I am <u>very strong</u> . Are you <u>strong</u> ? Are you <u>very strong</u> ? I am <u>kind</u> . I am <u>very kind</u> . Are you <u>kind</u> ? Are you <u>very kind</u> ? I am not <u>greedy</u> . I am not <u>very greedy</u> . Are you <u>greedy</u> ? Are you <u>very greedy</u> ? I like to <u>swim</u> . Do you like to <u>swim</u> ? I like to <u>hike</u> . Do you like to <u>hike</u> ?				
	WRITE	Write the  and  words in your dictionary.				

MONDAY ACTIVITY 2





	READ	Read the  and  words from Activity 1.				
	READ	I like to play. I do not like to work. I like to <u>swim</u> . I do not like to work. I like to <u>hike</u> . I do not like to work. I like to play and <u>swim</u> and <u>hike</u> but I do not like to work. Do you like to play? Do you like to <u>swim</u> ? Do you like to <u>hike</u> ? Do you like to work?				
	WRITE	Write a sentence with: catch Write a question with: please				

TUESDAY ACTIVITY 1





	LOOK & SAY	together	please	buy	half	work
	SOUND OUT	fight	bike	string	find	
		eat	steal	crime	meat	

	READ	<p>I want to <u>eat</u>. I want to <u>eat</u> the <u>meat</u>. Could I <u>steal</u> the <u>meat</u>? Could I <u>steal</u> the <u>meat</u> that I want to <u>eat</u>? No, it is a <u>crime</u>. It is a <u>crime</u> to <u>steal</u>. It is a <u>crime</u> to <u>steal</u> the <u>meat</u>. You must buy the <u>meat</u>. You must buy the <u>meat</u> that you want to <u>eat</u>. Please do not <u>steal</u>! Please do not <u>steal</u> the <u>meat</u>!</p>
	WRITE	<p>1. What do I want to eat? I want to eat the _____.</p> <p>2. What is a crime? It is a crime to _____.</p>







TUESDAY ACTIVITY 2

	READ	Read the  and  words from Activity 1.
	WRITE	Write a sentence with: crime Write a question with: work



WEDNESDAY ACTIVITY 1



	LOOK & SAY	together	please	buy	half	work
	SOUND OUT	fright	smelly	tiger	light	
	READ	<p>I will play a <u>prank</u>. I will play a <u>prank</u> on mom. I will buy the <u>tiger</u>. I will buy the <u>tiger</u> in the <u>cage</u>. The <u>tiger</u> is <u>smelly</u>. My mom will see the <u>tiger</u>. She will see the <u>smelly</u> <u>tiger</u>. Mom will get a <u>fright</u>. She will get a big <u>fright</u>. Mom will <u>scream</u>. I will laugh. I will laugh when mom gets a <u>fright</u>. I will laugh when mom <u>screams</u>!</p>				
	WRITE	<p>1. Who will I play a prank on? I will play a prank on _____.</p> <p>2. What will I buy? I will buy the _____.</p>				

WEDNESDAY ACTIVITY 2





	READ	Read the  and  words from Activity 1.
	WRITE	Write the  words and  words in your dictionary. Write a sentence with: fright Write a question with: buy

THURSDAY ACTIVITY 1





	LOOK & SAY	together	please	buy	half	work
	SOUND OUT	ride	street	bike	proud	
		very	find	page	stretch	

	READ	 <p>Marie wants a <u>bike</u>. She wants to <u>ride</u> with Busi. Busi has a <u>bike</u>. "Please can you buy me a <u>bike</u> dad?" Marie asks. "I will pay half." Dad says. Marie will work. She will work to buy the <u>bike</u>. She wants to <u>ride</u> her <u>bike</u>. She wants to ride her <u>bike</u> in the <u>street</u> with Busi. Marie has enough to buy the <u>bike</u>! Marie is very <u>proud</u> that she has enough. She can <u>ride</u> together with Busi.</p>	<p>Marie wants a <u>bike</u>. She wants to <u>ride</u> with Busi. Busi has a <u>bike</u>. "Please can you buy me a <u>bike</u> dad?" Marie asks. "I will pay half." Dad says. Marie</p>
---	------	---	---





THURSDAY ACTIVITY 2

	READ	Read the  and  words from Activity 1.
	WRITE	<ol style="list-style-type: none">Who wants a bike? _____ wants a bike.Who has a bike? _____ has a bike.How much will dad pay? Dad will pay _____.What will Marie do to buy the bike? Marie will _____ to buy the bike.How does Marie feel that she has enough to buy the bike? Marie feels _____ that she has enough to buy the bike.

FRIDAY ACTIVITY 1

	READ	Read all the  and  words again.
	READ	Read the story from Thursday Activity 1.

FRIDAY ACTIVITY 2







	READ	Read all the  and  words again.
	WRITE	Write the sentences in your book. Fix the mistakes. <ol style="list-style-type: none">she wants to ride with busiplease can you buy me a bike dad marie asksmarie has enough to buy the bike

HOME LANGUAGE WORKSHEET






ENGLISH GRADE 2 TERM 1

WEEK 10



MONDAY ACTIVITY 1



	LOOK & SAY	share	story	barn	lazy	candle
	SOUND OUT	prick	donkey	bite	fight	
		right	fetch	rage	night	
	READ	I will <u>prick</u> the <u>donkey</u> . I will <u>prick</u> the <u>donkey</u> with a pin. I will <u>fetch</u> the pin. I will <u>fetch</u> the pin to <u>prick</u> the <u>donkey</u> . The <u>donkey</u> is in the barn. It is not <u>right</u> ! It is not <u>right</u> to <u>prick</u> the <u>donkey</u> . It is not <u>right</u> to <u>prick</u> the <u>donkey</u> with a pin. The <u>donkey</u> will <u>bite</u> you. The <u>donkey</u> will <u>bite</u> you if you <u>prick</u> it with a pin!				
	WRITE	Write the  and  words in your dictionary.				

MONDAY ACTIVITY 2





	READ	Read the  and  words from Activity 1.				
	READ	Please do not <u>fight</u> . Please do not <u>fight</u> at <u>night</u> . It is not <u>right</u> . It is not <u>right</u> to <u>fight</u> at <u>night</u> . Do not get into a <u>rage</u> . Do not get into a <u>rage</u> at <u>night</u> . It is not <u>right</u> . It is not <u>right</u> to get into a <u>rage</u> . It is not <u>right</u> to get into a <u>rage</u> at <u>night</u> .				
	WRITE	Write a sentence with: fight Write a question with: story				

TUESDAY ACTIVITY 1





	LOOK & SAY	share	story	barn	lazy	candle
	SOUND OUT	swop	swing	bike	kite	
		steal	greedy	prank	kind	

	READ	Will you be <u>kind</u> ? Will you be <u>kind</u> and share? Will you be <u>kind</u> and share your <u>kite</u> ? Will you be <u>kind</u> and share your <u>kite</u> with me. I have a <u>kite</u> . We can <u>swop</u> . You must not be <u>greedy</u> . You must not be <u>greedy</u> , you must share. I will not <u>steal</u> your <u>kite</u> . I will not play a <u>prank</u> and <u>steal</u> your <u>kite</u> .
	WRITE	1. What do I want you to share with me? I want you to share your _____ with me. 2. Will I steal your kite? Yes/No, I will/ will not steal your kite.







TUESDAY ACTIVITY 2

	READ	Read the  and  words from Activity 1.
	WRITE	Write a sentence with: swop Write a question with: lazy



WEDNESDAY ACTIVITY 1



	LOOK & SAY	share	story	barn	lazy	candle
	SOUND OUT	donkey	turkey	tiger	bite	
	READ	Is the <u>donkey</u> in the barn? Yes, the <u>donkey</u> is in the barn. Is the <u>turkey</u> in the barn? Yes, the <u>turkey</u> is in the barn. Is the <u>tiger</u> in the barn? No, the <u>tiger</u> is not in the barn. The <u>tiger</u> will <u>bite</u> the <u>donkey</u> . The <u>tiger</u> will <u>bite</u> the <u>turkey</u> . It will be <u>very</u> bad if the <u>tiger</u> is in the barn!				
	WRITE	1. Who is in the barn? The _____ and _____ are in the barn. 2. What will the tiger do to the donkey and the turkey? The tiger will _____ the donkey and the turkey.				

WEDNESDAY ACTIVITY 2

	READ	Read the  and  words from Activity 1.
	WRITE	Write the  words and  words in your dictionary. Write a sentence with: meal Write a question with: barn


THURSDAY ACTIVITY 1

	LOOK & SAY	share	story	barn	lazy	candle
	SOUND OUT	bright	read	light	proud	
		night	page	seat	scream	





	READ	 <p>Let me share a story. In the story we see a boy. We think he is lazy. Is he lazy? He sits. He sits and <u>reads</u>. He sits and plans. He sits and <u>reads</u> and plans. He thinks. He thinks of an idea. He can <u>light</u> a candle. He can <u>light</u> a <u>bright</u> candle. He can <u>light</u> a <u>bright</u> candle in the barn. He is not lazy. He plans and thinks of ideas!</p>	<p>Let me share a story. In the story we see a boy. We think he is lazy. Is he lazy? He sits. He sits and</p>
---	------	---	---

THURSDAY ACTIVITY 2





	READ	Read the  and  words from Activity 1.
---	------	---

	<p>WRITE</p>	<ol style="list-style-type: none"> 1. Who do we see in the story? We see a _____ in the story. 2. What do we think? We think _____. 3. What does he sit and do? He sits and _____ and _____. 4. What can he light? He can light a _____. 5. Is the boy lazy? Yes/ No, the boy is/is not lazy.
---	---------------------	--

FRIDAY ACTIVITY 1

	<p>READ</p>	<p>Read all the  and  words again.</p>
	<p>READ</p>	<p>Read the story from Thursday Activity 1.</p>

FRIDAY ACTIVITY 2







	<p>READ</p>	<p>Read all the  and  words again.</p>
	<p>WRITE</p>	<p>Write the sentences in your book. Fix the mistakes.</p> <ol style="list-style-type: none"> 1. is he lazy 2. he is not lazy 3. he plans and thinks of ideas

HOME LANGUAGE WORKSHEET






ENGLISH GRADE 3 TERM 1

WEEK 3




MONDAY ACTIVITY 1


	LOOK & SAY	busy	everyone	worst	ever	birthday
	SOUND OUT	sad	mad	fun	not	
		sit	think	wish	chat	
	READ	I am <u>sad</u> . I am <u>mad</u> . I am <u>sad</u> and I am <u>mad</u> . I <u>sit</u> . I <u>think</u> . I <u>sit</u> and <u>think</u> . I <u>sit</u> and <u>think</u> and I am <u>mad</u> and I am <u>sad</u> .				
	WRITE	Write the  and  words in your dictionary.				

MONDAY ACTIVITY 2





	READ	Read the  and  words from Activity 1.
	READ	Can we <u>sit</u> ? Can we <u>chat</u> ? Can we <u>sit</u> and <u>chat</u> ? It will be <u>fun</u> . It will be <u>fun</u> to <u>sit</u> and <u>chat</u> . I <u>think</u> it will be <u>fun</u> to <u>sit</u> and <u>chat</u> .
	WRITE	Write a sentence with: sad Write a question with: fun

TUESDAY ACTIVITY 1





	LOOK & SAY	busy	everyone	worst	ever	birthday
	SOUND OUT	pray	prank	prick	preen	
		press	proud			
	READ	I am not <u>proud</u> . I am not <u>proud</u> of the <u>prank</u> . It is the worst. It is the worst <u>prank</u> . It is the worst <u>prank</u> ever. Are you <u>proud</u> ? Are you <u>proud</u> of the <u>prank</u> ? Everyone is mad. Everyone is sad. It was not fun. It was not fun to see everyone sad. It was not fun to see everyone mad.				

	WRITE	1. How does everyone feel? Everyone is _____ and _____. 2. What was not fun? It was not fun to _____.
---	--------------	--







TUESDAY ACTIVITY 2

	READ	Read the  and  words from Activity 1.
	WRITE	Write a sentence with: pray Write a question with: birthday



WEDNESDAY ACTIVITY 1

	LOOK & SAY	busy	everyone	worst	ever	birthday
	SOUND OUT	light	sight	fight	night	
	READ	I see. I see a <u>light</u> . I see a <u>bright light</u> . Can you see the <u>light</u> ? Can you see the <u>bright light</u> ? It is a <u>sight</u> . It is a <u>sight</u> to see the <u>bright light</u> . It is a <u>sight</u> to see the <u>bright light</u> at <u>night</u> . It is not <u>right</u> . It is not <u>right</u> to <u>fight</u> . It is not <u>right</u> to <u>fight</u> in the <u>night</u> .				
	WRITE	1. What can I see? I can see a ____. 2. What is not right? It is not right to ____.				

WEDNESDAY ACTIVITY 2

	READ	Read the  and  words from Activity 1.
	WRITE	Write the  words and  words in your dictionary. Write a sentence with: light Write a question with: busy

THURSDAY ACTIVITY 1

	LOOK & SAY	busy	everyone	wors	ever	birthday
	SOUND OUT	proud	prick	pray	press	
		right	fight	sight	night	



READ



Mandla is sad.
Mandla is mad.
Mom is busy. Dad is busy.
Everyone is busy.
This is the worst


birthday ever! It is not right. It is not right to be busy. It is not right to be busy on my birthday. It is not right for mom to be busy. It is not right for dad to be busy. It is not right for everyone to be busy on my birthday. This is the worst birthday ever!

THURSDAY ACTIVITY 2







READ





Read the  and  words from Activity 1.

	<p>WRITE</p>	<ol style="list-style-type: none"> 1. Who is sad? _____ is sad. 2. Why is Mandla sad? He is sad because _____. 3. What is not right? It is not right for _____. 4. Who is busy? _____ is busy. 5. What kind of birthday is this? This is the _____ birthday.
---	---------------------	---

FRIDAY ACTIVITY 1

	<p>READ</p>	<p>Read all the  and  words again.</p>
	<p>READ</p>	<p>Read the story from Thursday Activity 1.</p>

FRIDAY ACTIVITY 2







	<p>READ</p>	<p>Read all the  and  words again.</p>
	<p>WRITE</p>	<p>Write the sentences in your book. Fix the mistakes.</p> <ol style="list-style-type: none"> 1. mandla is sad on his birthday 2. is it right for everyone to be busy 3. this is the worst birthday ever

HOME LANGUAGE WORKSHEET






ENGLISH GRADE 2 TERM 1

WEEK 4



MONDAY ACTIVITY 1


	LOOK & SAY	ideas	many	thought	party	what
	SOUND OUT	right	tight	night	high	
		prick	proud	prank	press	
	READ	I was <u>right</u> . I thought I was <u>right</u> . I thought I was <u>right</u> at <u>night</u> . I was <u>proud</u> . I was <u>proud</u> that I was <u>right</u> . I was <u>proud</u> that I thought that I was <u>right</u> . I was <u>proud</u> that I thought that I was <u>right</u> at <u>night</u> .				
	WRITE	Write the  and  words in your dictionary.				


MONDAY ACTIVITY 2

	READ	Read the  and  words from Activity 1.				
	READ	I have so many ideas. I have so many ideas at <u>night</u> . I have so many bright ideas at <u>night</u> . I am proud. I am <u>proud</u> of my thoughts. I am <u>proud</u> of my thoughts at <u>night</u> . I am <u>proud</u> of my bright thoughts at <u>night</u> .				
	WRITE	Write a sentence with: high Write a question with: party				

TUESDAY ACTIVITY 1


	LOOK & SAY	ideas	many	thought	party	what
	SOUND OUT	swing	swim	swop	swam	
		swop	sway			

	READ	I will <u>swim</u> . I will <u>swim</u> at the party. I will <u>swing</u> . I will <u>swim</u> at the party. I will <u>swim</u> and I will <u>swing</u> . I will <u>swim</u> and I will <u>swing</u> at the party. I will <u>sway</u> . I will <u>sway</u> at the party. I will <u>swing</u> and <u>swim</u> and <u>sway</u> at the party!
---	------	--

	WRITE	1. What will I do? I will _____ and _____ and _____. 2. Where will I swim and swing and sway? I will swim and swing and sway at the _____.
---	-------	---


TUESDAY ACTIVITY 2


	READ	Read the  and  words from Activity 1.
---	------	---

	WRITE	Write a sentence with: swim Write a question with: party
---	-------	---

WEDNESDAY ACTIVITY 1




	LOOK & SAY	ideas	many	thought	party	what
	SOUND OUT	slime	bike	bite	kite	
		hike	crime			

	READ	I will ride. I will ride my <u>bike</u> . I will ride my <u>bike</u> to the party. I will <u>bite</u> . I will <u>bite</u> the <u>slime</u> . I will <u>bite</u> the <u>slime</u> at the party. You must not. You must not <u>bite</u> . You must not <u>bite</u> the <u>slime</u> at the party. You can <u>swim</u> . You can <u>swim</u> and <u>swing</u> . You can <u>swim</u> and <u>swing</u> at the party.
---	------	--



	WRITE	1. What will I ride? I will ride my _____. 2. What will I bite at the party? I will bite _____ at the party.
---	-------	---



WEDNESDAY ACTIVITY 2

	READ	Read the  and  words from Activity 1.
---	------	---

	WRITE	Write the  words and  words in your dictionary. Write a sentence with: kite Write a question with: hike
---	--------------	--


THURSDAY ACTIVITY 1

	LOOK & SAY	ideas	many	thought	party	what
	SOUND OUT	bite	slime	swim	kite	
		swing	swop	bike	swam	





	READ	<div style="display: flex; align-items: center;">  <div style="margin-left: 20px;"> <p>Zanele has many ideas. Zanele has many thoughts. Zanele has many ideas and thought for a party. What party will she have? What party will she like? Will she have a <u>kite</u> party? No she will not. Will she have a <u>slime</u> party? No she will not. Will she have a bike party? No she will not. What party will she have? What party will she like?</p> </div> </div>
---	-------------	---

THURSDAY ACTIVITY 2





	READ	Read the  and  words from Activity 1.
---	-------------	---

	<p>WRITE</p>	<p>1. Who has many ideas? _____ has many ideas.</p> <p>2. What does Zanele have many thoughts and ideas about? She has many thoughts and ideas about _____.</p> <p>3. Will she have a kite party? Yes/No, she will/ will not have a kite party.</p> <p>4. Will she have a slime party? Yes/No, she will/ will not have a slime party.</p> <p>5. Will she have a bike party? Yes/No, she will/ will not have a bike party.</p>
---	---------------------	--

FRIDAY ACTIVITY 1

	<p>READ</p>	<p>Read all the  and  words again.</p>
	<p>READ</p>	<p>Read the story from Thursday Activity 1.</p>

FRIDAY ACTIVITY 2







	<p>READ</p>	<p>Read all the  and  words again.</p>
	<p>WRITE</p>	<p>Write the sentences in your book. Fix the mistakes.</p> <ol style="list-style-type: none"> 1. zanele has many ideas 2. will she have a kite party 3. what party will she like

HOME LANGUAGE WORKSHEET






ENGLISH GRADE 2 TERM 1

WEEK 5



MONDAY ACTIVITY 1


	LOOK & SAY	good	drove	wish	different	enough
	SOUND OUT	right	night	swop	sway	
		prick	proud	hike	crime	
	READ	I will <u>hike</u> . I like to <u>hike</u> . Do you like to <u>hike</u> ? It is good. It is good to <u>hike</u> . I <u>hike</u> at <u>night</u> . Is it good? Is it good to <u>hike</u> at <u>night</u> ? Is it <u>right</u> ? Is it <u>right</u> to <u>hike</u> at <u>night</u> ? It is not good. It is not good to <u>hike</u> at <u>night</u> . It is not <u>right</u> . It is not <u>right</u> to <u>hike</u> at <u>night</u> .				
	WRITE	Write the  and  words in your dictionary.				


MONDAY ACTIVITY 2

	READ	Read the  and  words from Activity 1.				
	READ	I will <u>prick</u> my mom. I will <u>prick</u> my mom with a pin. Is it good? Is it good to <u>prick</u> my mom? Is it good to <u>prick</u> my mom with a pin? No, it is not good! It is not good to <u>prick</u> my mom with a pin! Is it <u>right</u> ? Is it <u>right</u> to <u>prick</u> my mom? Is it <u>right</u> to <u>prick</u> my mom with a pin? No, it is not <u>right</u> ! It is not <u>right</u> to <u>prick</u> my mom with a pin!				
	WRITE	Write a sentence with: swop Write a question with: drove				

TUESDAY ACTIVITY 1


	LOOK & SAY	good	drove	wish	different	enough
	SOUND OUT	string	strain	strong	stray	
		stripe	street			

	READ	I see a dog. I see a <u>stray</u> dog. I see a <u>stray</u> dog on the <u>street</u> . I will get a <u>string</u> . I will get a <u>strong string</u> . I will get a <u>strong string</u> to help the dog. I will get a <u>strong string</u> to help the <u>stray</u> dog. He has a <u>stripe</u> . He has a <u>stripe</u> on his back. He is good. He is good dog.
---	------	---


	WRITE	1. What do I see? I see a ____. 2. What will I get to help the dog? I will get a ____.
---	-------	---


TUESDAY ACTIVITY 2


	READ	Read the  and  words from Activity 1.
---	------	---


	WRITE	Write a sentence with: strong Write a question with: wish
---	-------	--

WEDNESDAY ACTIVITY 1







	LOOK & SAY	good	drove	wish	different	enough
---	------------	------	-------	------	-----------	--------

	SOUND OUT	tiger	blind	kind	find
		kind	tiger	find	blind



	READ	I will <u>find</u> . I will <u>find</u> a <u>tiger</u> . I will <u>find</u> a <u>blind tiger</u> . The <u>blind tiger</u> is good. The <u>blind tiger</u> is <u>kind</u> . Is the <u>blind tiger</u> strong? Yes the <u>blind tiger</u> is strong. What will the <u>tiger</u> do? What will the <u>blind tiger</u> do? Will the <u>tiger</u> fight? Will the <u>blind tiger</u> fight? No, the <u>blind tiger</u> will not fight. The <u>blind tiger</u> is good and <u>kind</u> .
---	------	--



	WRITE	1. What will I find? I will find a ____. 2. Will the tiger fight? Yes/No, the tiger will/will not fight.
---	-------	---

WEDNESDAY ACTIVITY 2

	READ	Read the  and  words from Activity 1.
	WRITE	Write the  words and  words in your dictionary. Write a sentence with: tiger Write a question with: find


THURSDAY ACTIVITY 1

	LOOK & SAY	good	drove	wish	different	enough			
	SOUND OUT	tiger		blind		kind		find	
		strong		street		stray		string	





	READ		<p>Chuck is good. Chuck is <u>kind</u>. Chuck is <u>strong</u>. He is good and <u>kind</u> and <u>strong</u>. He is good and <u>kind</u> and <u>strong</u> but Chuck will wish. He will wish to be different. He thought he was not good enough. He was sad. He was sad as he drove on the <u>street</u>. He must not be sad! He must</p> <p>not wish to be different! He is good enough.</p>
---	------	---	---

THURSDAY ACTIVITY 2





	READ	Read the  and  words from Activity 1.
---	------	---

	<p>WRITE</p>	<ol style="list-style-type: none"> 1. Who is the story about? The story is about _____. 2. What does Chuck wish to be? Chuck wishes to be _____. 3. How did chuck feel as he drove on the street? Chuck felt _____ as he drove on the street. 4. What kind of truck is Chuck? Chuck is _____ and _____ and _____. 5. Is Chuck good enough? Yes/No, he is/ is not good enough.
---	---------------------	--

FRIDAY ACTIVITY 1

	<p>READ</p>	<p>Read all the  and  words again.</p>
	<p>READ</p>	<p>Read the story from Thursday Activity 1.</p>

FRIDAY ACTIVITY 2






	<p>READ</p>	<p>Read all the  and  words again.</p>
	<p>WRITE</p>	<p>Write the sentences in your book. Fix the mistakes.</p> <ol style="list-style-type: none"> 1. he must not wish to be different 2. he was sad as he drove on the street 3. he is good and kind and strong

HOME LANGUAGE WORKSHEET






ENGLISH GRADE 2 TERM 1

WEEK 6



MONDAY ACTIVITY 1



	LOOK & SAY	school	first	started	running	great
	SOUND OUT	strong	street	find	kind	
		proud	hike	bike	swim	
	READ	I am <u>strong</u> . I am <u>proud</u> . I am <u>kind</u> . I am <u>strong</u> and <u>proud</u> and <u>kind</u> . I like to be me. I like to <u>hike</u> . I like to <u>swim</u> . I like to ride my <u>bike</u> . I like to <u>hike</u> and <u>swim</u> and ride my <u>bike</u> . I like to be me. I am <u>proud</u> to be me. I think I am great!				
	WRITE	Write the  and  words in your dictionary.				

MONDAY ACTIVITY 2





	READ	Read the  and  words from Activity 1.
	READ	I ride my <u>bike</u> . I ride my <u>bike</u> to school. I ride my <u>bike</u> to school on the <u>street</u> . I think it is great. I think it is great to ride my <u>bike</u> . I think it is great to ride my <u>bike</u> to school. I think it is great to ride my <u>bike</u> to school on the <u>street</u> . Do you think it is great? Do you think it is great to ride a <u>bike</u> ? Do you think it is great to ride a <u>bike</u> to school?
	WRITE	Write a sentence with: swim Write a question with: school

TUESDAY ACTIVITY 1





	LOOK & SAY	school	first	started	running	great
	SOUND OUT	eat	seat	meat	meal	
		steal	real			

	READ	I will <u>eat</u> . I will <u>eat</u> the <u>meat</u> . It is great. It is a great <u>meal</u> . It is a great <u>meal</u> to <u>eat</u> the <u>meat</u> . I will sit. I will sit on the <u>seat</u> . I will sit on the <u>seat</u> and <u>eat</u> . I will sit on the <u>seat</u> and <u>eat</u> the <u>meat</u> . I will <u>eat</u> enough. I will <u>eat</u> enough <u>meat</u> .
	WRITE	1. What will I eat? I will eat the _____. 2. Where will I sit? I will sit on the _____.




TUESDAY ACTIVITY 2

	READ	Read the  and  words from Activity 1.
	WRITE	Write a sentence with: steal Write a question with: real

WEDNESDAY ACTIVITY 1





	LOOK & SAY	school	first	started	running	great
	SOUND OUT	scrap	scream	screen	scrape	
		scram				
	READ	I <u>scream</u> . I <u>scream</u> at school. Do you <u>scream</u> ? Do you <u>scream</u> at school? Is it good? Is it good to <u>scream</u> ? Is it good to <u>scream</u> at school? No it is not good. It is not good to <u>scream</u> at school. I will not <u>scream</u> . I will not <u>scream</u> at school. I will sit in my seat and I will not <u>scream</u> .				
	WRITE	1. Where do I scream? I scream at _____. 2. Is it good to scream at school? Yes/No, it is/is not good to scream at school.				

WEDNESDAY ACTIVITY 2





	READ	Read the  and  words from Activity 1.
	WRITE	Write the  words and  words in your dictionary. Write a

sentence with: scrape
Write a question with: first





THURSDAY ACTIVITY 1

	LOOK & SAY	school	first	started	running	great
	SOUND OUT	seat	eat	real	dream	
		screen	scrap	scrape	scream	
	READ					<p>Haile is great. He is great at running. He first started running to school. He was great at running to school. Haile had a <u>dream</u>. He had a <u>dream</u> to run. He had a <u>dream</u> to be the best. He had a <u>dream</u> to be the best at running. He will fight. He will fight to reach his <u>dream</u>! He will fight to reach his <u>dream</u> to be the best at running.</p>





THURSDAY ACTIVITY 2

	READ	Read the  and  words from Activity 1.
	WRITE	<ol style="list-style-type: none">Who is great? _____ is great.What is Haile great at? Haile is great at _____.Where did he first start running to? He started running to _____.What did he want to be the best at? He wanted to be the best at _____.What will he do to reach his dream? He will _____ to reach his dream.

FRIDAY ACTIVITY 1

	READ	Read all the  and  words again.
	READ	Read the story from Thursday Activity 1.

FRIDAY ACTIVITY 2







	READ	Read all the  and  words again.
	WRITE	Write the sentences in your book. Fix the mistakes. <ol style="list-style-type: none">haile had a dreamhe had a dream to runhe will fight to reach his dream

HOME LANGUAGE WORKSHEET






ENGLISH GRADE 2 TERM 1

WEEK 7



MONDAY ACTIVITY 1


	LOOK & SAY	how	tyre	have	want	could
	SOUND OUT	swing	proud	strong	scream	
		real	kind	bike	night	
	READ	Can you ride? Can you ride a <u>bike</u> ? Can you ride a <u>bike</u> at <u>night</u> ? I want to ride a <u>bike</u> . I want to ride a <u>bike</u> at <u>night</u> . How do you ride a <u>bike</u> ? How do you ride a <u>bike</u> at <u>night</u> ? Could you teach me? Could you teach me to ride a <u>bike</u> at <u>night</u> ?				
	WRITE	Write the  and  words in your dictionary.				


MONDAY ACTIVITY 2

	READ	Read the  and  words from Activity 1.				
	READ	Have you seen my <u>bike</u> ? I have lost it. I lost it at <u>night</u> . I lost my <u>bike</u> at <u>night</u> . Could you be <u>kind</u> ? Could you be <u>kind</u> and help me? Could you be <u>kind</u> and help me find my <u>bike</u> ? How will we find it? How will we find the <u>bike</u> ? How will we find the <u>bike</u> that I lost at <u>night</u> ?				
	WRITE	Write a sentence with: scream Write a question with: how				

TUESDAY ACTIVITY 1


	LOOK & SAY	how	tyre	have	want	could
	SOUND OUT	catch	hatch	match	fetch	
		stretch	switch	thatch	witch	

	READ	<p>I will <u>fetch</u>. I will <u>fetch</u> the <u>match</u>. I want to <u>fetch</u> the <u>match</u>. How will you <u>fetch</u>? How will you <u>fetch</u> the <u>match</u>? It is by the <u>witch</u>. The <u>match</u> is by the <u>witch</u>. The <u>match</u> is by the <u>witch</u> in the <u>thatch</u> hut. How will <u>fetch</u> the <u>match</u> by the <u>witch</u> in the <u>thatch</u> hut?</p>
---	-------------	--


	WRITE	<p>1. What do I want to fetch? I want to fetch the _____.</p> <p>2. Where is the match? It is by the _____ in the _____ hut.</p>
---	--------------	--


TUESDAY ACTIVITY 2


	READ	<p>Read the  and  words from Activity 1.</p>
---	-------------	--


	WRITE	<p>Write a sentence with: catch Write a question with: want</p>
---	--------------	--

WEDNESDAY ACTIVITY 1

	LOOK & SAY	how	tyre	have	want	could
---	-----------------------	-----	------	------	------	-------

	SOUND OUT	fishy	meaty	smelly	tricky
		greedy	badly	dusty	very

	READ	<p>Have you seen the <u>fishy</u> fish? The <u>fishy</u> fish is <u>smelly</u>. The <u>fishy</u> fish is <u>very smelly</u>. The <u>fishy</u> fish is <u>greedy</u>. The <u>fishy</u> fish is <u>very greedy</u>. The <u>fishy</u> fish is <u>tricky</u>. The <u>fishy</u> fish is <u>very tricky</u>. The <u>fishy</u> fish is <u>very smelly</u> and <u>greedy</u> and <u>tricky</u>. How can the <u>fishy</u> fish be <u>smelly</u> and <u>greedy</u> and <u>tricky</u>?</p>
---	-------------	---


	WRITE	<p>1. Who is the story about? The story is about the _____.</p> <p>2. What kind of fish is the fishy fish? The fishy fish is very _____ and _____ and _____.</p>
---	--------------	--

WEDNESDAY ACTIVITY 2





	READ	Read the and words from Activity 1.
	WRITE	Write the words and words in your dictionary. Write a sentence with: dusty Write a question with: smelly

THURSDAY ACTIVITY 1





	LOOK & SAY	how	tyre	have	want	could
	SOUND OUT	very	badly	dusty	tricky	
		fetch	catch	match	stretch	

	READ	 <p>Jane likes to ride her bike. She likes to ride her bike with Mandu. Jane hits her tyre. She hits her tyre on a rock. Her tyre is flat! How will she get back? It will be <u>tricky</u> to get back. It will be <u>very tricky</u> to get back with a flat tyre. Mandu could help. Mandu will go and <u>fetch</u> a pump. He will <u>fetch</u> a pump to fix the tyre.</p>
--	-------------	---





THURSDAY ACTIVITY 2

	READ	Read the  and  words from Activity 1.
	WRITE	<ol style="list-style-type: none">Who likes to ride her bike? _____ likes to ride her bike.What does Jane hit her tyre on? She hits her tyre on _____.Who could help? Mandu could help _____.What will Mandu go and fetch? He will go and fetch _____.Why will he fetch a pump? He will fetch a pump to _____.

FRIDAY ACTIVITY 1

	READ	Read all the  and  words again.
	READ	Read the story from Thursday Activity 1.

FRIDAY ACTIVITY 2

	READ	Read all the  and  words again.
	WRITE	Write the sentences in your book. Fix the mistakes. <ol style="list-style-type: none">she likes to ride her bike with manduher tyre is flathow will she get back

HOME LANGUAGE WORKSHEET






ENGLISH GRADE 2 TERM 1

WEEK 8

MONDAY ACTIVITY 1




	LOOK & SAY	laugh	home	hiding	found	where
	SOUND OUT	find	catch	tricky	very	
		fetch	real	street	proud	
	READ	I am hiding. Can you <u>find</u> me? Am I hiding by the <u>street</u> ? No I am not. Am I hiding by the dog? No I am not. I am hiding in a <u>tricky</u> spot. I am hiding in a <u>very tricky</u> spot. Where am I hiding? I must not laugh. I must not laugh or you will <u>find</u> me. You will <u>find</u> me and <u>catch</u> me. I am <u>proud</u> of my <u>tricky</u> hiding spot!				
	WRITE	Write the  and  words in your dictionary.				

MONDAY ACTIVITY 2





	READ	Read the  and  words from Activity 1.				
	READ	I will go home. I will go home to <u>find</u> you. I will go home. I will go home to <u>catch</u> you. You are hiding. Where are you hiding? I will <u>find</u> you! Where are you hiding? I will <u>catch</u> you! You will laugh. You will laugh and I will <u>find</u> you. You will laugh and I will <u>catch</u> you. I found you! I found you hiding. I found you hiding in a <u>tricky</u> spot.				
	WRITE	Write a sentence with: tricky Write a question with: where				

TUESDAY ACTIVITY 1




	LOOK & SAY	laugh	home	hiding	found	where
---	------------	-------	------	--------	-------	-------


	SOUND OUT	key	donkey	turkey	valley
		donkey	key	valley	turkey
	READ	I found a <u>donkey</u> . I found a <u>turkey</u> . I found a <u>donkey</u> and a <u>turkey</u> . Where did you find the <u>donkey</u> ? Where did you find the <u>turkey</u> ? I found the <u>donkey</u> in the <u>valley</u> . I found the <u>donkey</u> hiding in the <u>valley</u> . I found the <u>turkey</u> in the <u>valley</u> . I found the <u>turkey</u> hiding in the <u>valley</u> . I found the <u>donkey</u> and the <u>turkey</u> hiding in the <u>valley</u> .			
	WRITE	1. What did I find? I found a _____ and a _____. 2. Where did I find them? I found them in the _____.			

TUESDAY ACTIVITY 2







	READ	Read the  and  words from Activity 1.
	WRITE	Write a sentence with: key Write a question with: donkey

WEDNESDAY ACTIVITY 1



	LOOK & SAY	laugh	home	hiding	found	where
	SOUND OUT	cage	rage	page	sage	
		age	stage	wage	engage	
	READ	I see a <u>cage</u> . Where is the <u>cage</u> ? The <u>cage</u> is on the <u>stage</u> . I will hide. I will hide in the <u>cage</u> . I will hide in the <u>cage</u> on the <u>stage</u> . I will not laugh. I will not laugh in the <u>cage</u> . I will not laugh in the <u>cage</u> on the <u>stage</u> . I will not get in a <u>rage</u> . I will not get in a <u>rage</u> in the <u>cage</u> . I will not get in a <u>rage</u> in the <u>cage</u> on the <u>stage</u> . You will not find me hiding in the <u>cage</u> on the <u>stage</u> !				


	WRITE	<p>1. What do I see? I see a _____.</p> <p>2. Where is the cage? The cage is on the _____.</p>
---	--------------	--

WEDNESDAY ACTIVITY 2





	READ	Read the  and  words from Activity 1.
	WRITE	Write the  words and  words in your dictionary. Write a sentence with: page Write a question with: home

THURSDAY ACTIVITY 1





	LOOK & SAY	laugh	home	hiding	found	where
	SOUND OUT	rage	cage	key	donkey	
		valley	turkey	page	age	

	READ	<div data-bbox="406 1086 1029 1803" data-label="Image"> </div> <p>Siviwe likes to hide. Where is Siviwe hiding? Is he hiding in the <u>cage</u>? No he is not. Is he hiding in the <u>valley</u>? No he is not. Is he hiding by the <u>turkey</u>? No he is not. Is he hiding at home? No he is not. Where is he hiding? We cannot find him. Is he hiding in the drum? Yes he is.</p> <p>He was hiding in the drum. We found him. We found Siviwe!</p>
---	-------------	--





THURSDAY ACTIVITY 2

	READ	Read the  and  words from Activity 1.
	WRITE	<ol style="list-style-type: none">Who likes to hide? _____ likes to hide.Where was the first place we thought he was hiding? Firstly we thought he was hiding in the _____.Where was the second place we thought he was hiding? Secondly we thought he was hiding in the _____.Where was the third place we thought he was hiding? Thirdly we thought he was hiding by the _____.Where was Siviwe hiding? He was hiding in the _____.

FRIDAY ACTIVITY 1

	READ	Read all the  and  words again.
	READ	Read the story from Thursday Activity 1.

FRIDAY ACTIVITY 2


	READ	Read all the  and  words again.
	WRITE	Write the sentences in your book. Fix the mistakes. <ol style="list-style-type: none">where is siviwe hidingis he hiding in the drumwe found siviwe

HOME LANGUAGE WORKSHEET






ENGLISH GRADE 2 TERM 1

WEEK 9



MONDAY ACTIVITY 1



	LOOK & SAY	together	please	buy	half	work
	SOUND OUT	greedy	kind	key	very	
		catch	strong	swim	hike	
	READ	I am <u>strong</u> . I am <u>very strong</u> . Are you <u>strong</u> ? Are you <u>very strong</u> ? I am <u>kind</u> . I am <u>very kind</u> . Are you <u>kind</u> ? Are you <u>very kind</u> ? I am not <u>greedy</u> . I am not <u>very greedy</u> . Are you <u>greedy</u> ? Are you <u>very greedy</u> ? I like to <u>swim</u> . Do you like to <u>swim</u> ? I like to <u>hike</u> . Do you like to <u>hike</u> ?				
	WRITE	Write the  and  words in your dictionary.				

MONDAY ACTIVITY 2





	READ	Read the  and  words from Activity 1.				
	READ	I like to play. I do not like to work. I like to <u>swim</u> . I do not like to work. I like to <u>hike</u> . I do not like to work. I like to play and <u>swim</u> and <u>hike</u> but I do not like to work. Do you like to play? Do you like to <u>swim</u> ? Do you like to <u>hike</u> ? Do you like to work?				
	WRITE	Write a sentence with: catch Write a question with: please				

TUESDAY ACTIVITY 1





	LOOK & SAY	together	please	buy	half	work
	SOUND OUT	fight	bike	string	find	
		eat	steal	crime	meat	

	READ	<p>I want to <u>eat</u>. I want to <u>eat</u> the <u>meat</u>. Could I <u>steal</u> the <u>meat</u>? Could I <u>steal</u> the <u>meat</u> that I want to <u>eat</u>? No, it is a <u>crime</u>. It is a <u>crime</u> to <u>steal</u>. It is a <u>crime</u> to <u>steal</u> the <u>meat</u>. You must buy the <u>meat</u>. You must buy the <u>meat</u> that you want to <u>eat</u>. Please do not <u>steal</u>! Please do not <u>steal</u> the <u>meat</u>!</p>
	WRITE	<p>1. What do I want to eat? I want to eat the _____.</p> <p>2. What is a crime? It is a crime to _____.</p>







TUESDAY ACTIVITY 2

	READ	Read the  and  words from Activity 1.
	WRITE	Write a sentence with: crime Write a question with: work



WEDNESDAY ACTIVITY 1



	LOOK & SAY	together	please	buy	half	work
	SOUND OUT	fright	smelly	tiger	light	
		prank	cage	fetch	scream	
	READ	<p>I will play a <u>prank</u>. I will play a <u>prank</u> on mom. I will buy the <u>tiger</u>. I will buy the <u>tiger</u> in the <u>cage</u>. The <u>tiger</u> is <u>smelly</u>. My mom will see the <u>tiger</u>. She will see the <u>smelly</u> <u>tiger</u>. Mom will get a <u>fright</u>. She will get a big <u>fright</u>. Mom will <u>scream</u>. I will laugh. I will laugh when mom gets a <u>fright</u>. I will laugh when mom <u>screams</u>!</p>				
	WRITE	<p>1. Who will I play a prank on? I will play a prank on _____.</p> <p>2. What will I buy? I will buy the _____.</p>				

WEDNESDAY ACTIVITY 2





	READ	Read the  and  words from Activity 1.
	WRITE	Write the  words and  words in your dictionary. Write a sentence with: fright Write a question with: buy

THURSDAY ACTIVITY 1





	LOOK & SAY	together	please	buy	half	work
	SOUND OUT	ride	street	bike	proud	
		very	find	page	stretch	

	READ	 <p>Marie wants a <u>bike</u>. She wants to <u>ride</u> with Busi. Busi has a <u>bike</u>. "Please can you buy me a <u>bike</u> dad?" Marie asks. "I will pay half." Dad says. Marie will work. She will work to buy the <u>bike</u>. She wants to <u>ride</u> her <u>bike</u>. She wants to ride her <u>bike</u> in the <u>street</u> with Busi. Marie has enough to buy the <u>bike</u>! Marie is very <u>proud</u> that she has enough. She can <u>ride</u> together with Busi.</p>	<p>Marie wants a <u>bike</u>. She wants to <u>ride</u> with Busi. Busi has a <u>bike</u>. "Please can you buy me a <u>bike</u> dad?" Marie asks. "I will pay half." Dad says. Marie</p>
---	------	---	---





THURSDAY ACTIVITY 2

	READ	Read the  and  words from Activity 1.
	WRITE	<ol style="list-style-type: none">Who wants a bike? _____ wants a bike.Who has a bike? _____ has a bike.How much will dad pay? Dad will pay _____.What will Marie do to buy the bike? Marie will _____ to buy the bike.How does Marie feel that she has enough to buy the bike? Marie feels _____ that she has enough to buy the bike.

FRIDAY ACTIVITY 1

	READ	Read all the  and  words again.
	READ	Read the story from Thursday Activity 1.

FRIDAY ACTIVITY 2







	READ	Read all the  and  words again.
	WRITE	Write the sentences in your book. Fix the mistakes. <ol style="list-style-type: none">she wants to ride with busiplease can you buy me a bike dad marie asksmarie has enough to buy the bike

HOME LANGUAGE WORKSHEET






ENGLISH GRADE 2 TERM 1

WEEK 10



MONDAY ACTIVITY 1



	LOOK & SAY	share	story	barn	lazy	candle
	SOUND OUT	prick	donkey	bite	fight	
		right	fetch	rage	night	
	READ	I will <u>prick</u> the <u>donkey</u> . I will <u>prick</u> the <u>donkey</u> with a pin. I will <u>fetch</u> the pin. I will <u>fetch</u> the pin to <u>prick</u> the <u>donkey</u> . The <u>donkey</u> is in the barn. It is not <u>right</u> ! It is not <u>right</u> to <u>prick</u> the <u>donkey</u> . It is not <u>right</u> to <u>prick</u> the <u>donkey</u> with a pin. The <u>donkey</u> will <u>bite</u> you. The <u>donkey</u> will <u>bite</u> you if you <u>prick</u> it with a pin!				
	WRITE	Write the  and  words in your dictionary.				

MONDAY ACTIVITY 2





	READ	Read the  and  words from Activity 1.				
	READ	Please do not <u>fight</u> . Please do not <u>fight</u> at <u>night</u> . It is not <u>right</u> . It is not <u>right</u> to <u>fight</u> at <u>night</u> . Do not get into a <u>rage</u> . Do not get into a <u>rage</u> at <u>night</u> . It is not <u>right</u> . It is not <u>right</u> to get into a <u>rage</u> . It is not <u>right</u> to get into a <u>rage</u> at <u>night</u> .				
	WRITE	Write a sentence with: fight Write a question with: story				

TUESDAY ACTIVITY 1





	LOOK & SAY	share	story	barn	lazy	candle
	SOUND OUT	swop	swing	bike	kite	
		steal	greedy	prank	kind	

	READ	Will you be <u>kind</u> ? Will you be <u>kind</u> and share? Will you be <u>kind</u> and share your <u>kite</u> ? Will you be <u>kind</u> and share your <u>kite</u> with me. I have a <u>kite</u> . We can <u>swop</u> . You must not be <u>greedy</u> . You must not be <u>greedy</u> , you must share. I will not <u>steal</u> your <u>kite</u> . I will not play a <u>prank</u> and <u>steal</u> your <u>kite</u> .
	WRITE	1. What do I want you to share with me? I want you to share your _____ with me. 2. Will I steal your kite? Yes/No, I will/ will not steal your kite.







TUESDAY ACTIVITY 2

	READ	Read the  and  words from Activity 1.
	WRITE	Write a sentence with: swop Write a question with: lazy



WEDNESDAY ACTIVITY 1



	LOOK & SAY	share	story	barn	lazy	candle
	SOUND OUT	donkey	turkey	tiger	bite	
	READ	Is the <u>donkey</u> in the barn? Yes, the <u>donkey</u> is in the barn. Is the <u>turkey</u> in the barn? Yes, the <u>turkey</u> is in the barn. Is the <u>tiger</u> in the barn? No, the <u>tiger</u> is not in the barn. The <u>tiger</u> will <u>bite</u> the <u>donkey</u> . The <u>tiger</u> will <u>bite</u> the <u>turkey</u> . It will be <u>very</u> bad if the <u>tiger</u> is in the barn!				
	WRITE	1. Who is in the barn? The _____ and _____ are in the barn. 2. What will the tiger do to the donkey and the turkey? The tiger will _____ the donkey and the turkey.				

WEDNESDAY ACTIVITY 2

	READ	Read the  and  words from Activity 1.
	WRITE	Write the  words and  words in your dictionary. Write a sentence with: meal Write a question with: barn


THURSDAY ACTIVITY 1

	LOOK & SAY	share	story	barn	lazy	candle
	SOUND OUT	bright	read	light	proud	
		night	page	seat	scream	





	READ	 <p>Let me share a story. In the story we see a boy. We think he is lazy. Is he lazy? He sits. He sits and <u>reads</u>. He sits and plans. He sits and <u>reads</u> and plans. He thinks. He thinks of an idea. He can <u>light</u> a candle. He can <u>light</u> a <u>bright</u> candle. He can <u>light</u> a <u>bright</u> candle in the barn. He is not lazy. He plans and thinks of ideas!</p>	<p>Let me share a story. In the story we see a boy. We think he is lazy. Is he lazy? He sits. He sits and</p>
---	------	---	---

THURSDAY ACTIVITY 2





	READ	Read the  and  words from Activity 1.
---	------	---

	<p>WRITE</p>	<ol style="list-style-type: none"> 1. Who do we see in the story? We see a _____ in the story. 2. What do we think? We think _____. 3. What does he sit and do? He sits and _____ and _____. 4. What can he light? He can light a _____. 5. Is the boy lazy? Yes/ No, the boy is/is not lazy.
---	---------------------	--

FRIDAY ACTIVITY 1

	<p>READ</p>	<p>Read all the  and  words again.</p>
	<p>READ</p>	<p>Read the story from Thursday Activity 1.</p>

FRIDAY ACTIVITY 2







	<p>READ</p>	<p>Read all the  and  words again.</p>
	<p>WRITE</p>	<p>Write the sentences in your book. Fix the mistakes.</p> <ol style="list-style-type: none"> 1. is he lazy 2. he is not lazy 3. he plans and thinks of ideas

HOME LANGUAGE WORKSHEET






ENGLISH GRADE 3 TERM 1

WEEK 3




MONDAY ACTIVITY 1


	LOOK & SAY	busy	everyone	worst	ever	birthday
	SOUND OUT	sad	mad	fun	not	
		sit	think	wish	chat	
	READ	I am <u>sad</u> . I am <u>mad</u> . I am <u>sad</u> and I am <u>mad</u> . I <u>sit</u> . I <u>think</u> . I <u>sit</u> and <u>think</u> . I <u>sit</u> and <u>think</u> and I am <u>mad</u> and I am <u>sad</u> .				
	WRITE	Write the  and  words in your dictionary.				

MONDAY ACTIVITY 2





	READ	Read the  and  words from Activity 1.
	READ	Can we <u>sit</u> ? Can we <u>chat</u> ? Can we <u>sit</u> and <u>chat</u> ? It will be <u>fun</u> . It will be <u>fun</u> to <u>sit</u> and <u>chat</u> . I <u>think</u> it will be <u>fun</u> to <u>sit</u> and <u>chat</u> .
	WRITE	Write a sentence with: sad Write a question with: fun

TUESDAY ACTIVITY 1





	LOOK & SAY	busy	everyone	worst	ever	birthday
	SOUND OUT	pray	prank	prick	preen	
		press	proud			
	READ	I am not <u>proud</u> . I am not <u>proud</u> of the <u>prank</u> . It is the worst. It is the worst <u>prank</u> . It is the worst <u>prank</u> ever. Are you <u>proud</u> ? Are you <u>proud</u> of the <u>prank</u> ? Everyone is mad. Everyone is sad. It was not fun. It was not fun to see everyone sad. It was not fun to see everyone mad.				

	WRITE	1. How does everyone feel? Everyone is _____ and _____. 2. What was not fun? It was not fun to _____.
---	--------------	--







TUESDAY ACTIVITY 2

	READ	Read the  and  words from Activity 1.
	WRITE	Write a sentence with: pray Write a question with: birthday



WEDNESDAY ACTIVITY 1

	LOOK & SAY	busy	everyone	worst	ever	birthday
	SOUND OUT	light	sight	fight	night	
	READ	I see. I see a <u>light</u> . I see a <u>bright light</u> . Can you see the <u>light</u> ? Can you see the <u>bright light</u> ? It is a <u>sight</u> . It is a <u>sight</u> to see the <u>bright light</u> . It is a <u>sight</u> to see the <u>bright light</u> at <u>night</u> . It is not <u>right</u> . It is not <u>right</u> to <u>fight</u> . It is not <u>right</u> to <u>fight</u> in the <u>night</u> .				
	WRITE	1. What can I see? I can see a ____. 2. What is not right? It is not right to ____.				

WEDNESDAY ACTIVITY 2

	READ	Read the  and  words from Activity 1.
	WRITE	Write the  words and  words in your dictionary. Write a sentence with: light Write a question with: busy

THURSDAY ACTIVITY 1

	LOOK & SAY	busy	everyone	wors	ever	birthday
	SOUND OUT	proud	prick	pray	press	
		right	fight	sight	night	



READ



Mandla is sad.
Mandla is mad.
Mom is busy. Dad is busy.
Everyone is busy.
This is the worst


birthday ever! It is not right. It is not right to be busy. It is not right to be busy on my birthday. It is not right for mom to be busy. It is not right for dad to be busy. It is not right for everyone to be busy on my birthday. This is the worst birthday ever!

THURSDAY ACTIVITY 2







READ





Read the  and  words from Activity 1.

	<p>WRITE</p>	<ol style="list-style-type: none"> 1. Who is sad? _____ is sad. 2. Why is Mandla sad? He is sad because _____. 3. What is not right? It is not right for _____. 4. Who is busy? _____ is busy. 5. What kind of birthday is this? This is the _____ birthday.
---	---------------------	---

FRIDAY ACTIVITY 1

	<p>READ</p>	<p>Read all the  and  words again.</p>
	<p>READ</p>	<p>Read the story from Thursday Activity 1.</p>

FRIDAY ACTIVITY 2







	<p>READ</p>	<p>Read all the  and  words again.</p>
	<p>WRITE</p>	<p>Write the sentences in your book. Fix the mistakes.</p> <ol style="list-style-type: none"> 1. mandla is sad on his birthday 2. is it right for everyone to be busy 3. this is the worst birthday ever

HOME LANGUAGE WORKSHEET






ENGLISH GRADE 2 TERM 1

WEEK 4



MONDAY ACTIVITY 1


	LOOK & SAY	ideas	many	thought	party	what
	SOUND OUT	right	tight	night	high	
		prick	proud	prank	press	
	READ	I was <u>right</u> . I thought I was <u>right</u> . I thought I was <u>right</u> at <u>night</u> . I was <u>proud</u> . I was <u>proud</u> that I was <u>right</u> . I was <u>proud</u> that I thought that I was <u>right</u> . I was <u>proud</u> that I thought that I was <u>right</u> at <u>night</u> .				
	WRITE	Write the  and  words in your dictionary.				


MONDAY ACTIVITY 2

	READ	Read the  and  words from Activity 1.				
	READ	I have so many ideas. I have so many ideas at <u>night</u> . I have so many bright ideas at <u>night</u> . I am proud. I am <u>proud</u> of my thoughts. I am <u>proud</u> of my thoughts at <u>night</u> . I am <u>proud</u> of my bright thoughts at <u>night</u> .				
	WRITE	Write a sentence with: high Write a question with: party				

TUESDAY ACTIVITY 1


	LOOK & SAY	ideas	many	thought	party	what
	SOUND OUT	swing	swim	swop	swam	
		swop	sway			

	READ	I will <u>swim</u> . I will <u>swim</u> at the party. I will <u>swing</u> . I will <u>swim</u> at the party. I will <u>swim</u> and I will <u>swing</u> . I will <u>swim</u> and I will <u>swing</u> at the party. I will <u>sway</u> . I will <u>sway</u> at the party. I will <u>swing</u> and <u>swim</u> and <u>sway</u> at the party!
---	------	--


	WRITE	1. What will I do? I will _____ and _____ and _____. 2. Where will I swim and swing and sway? I will swim and swing and sway at the _____.
---	-------	---


TUESDAY ACTIVITY 2


	READ	Read the  and  words from Activity 1.
---	------	---

	WRITE	Write a sentence with: swim Write a question with: party
---	-------	---

WEDNESDAY ACTIVITY 1




	LOOK & SAY	ideas	many	thought	party	what
	SOUND OUT	slime	bike	bite	kite	
		hike	crime			

	READ	I will ride. I will ride my <u>bike</u> . I will ride my <u>bike</u> to the party. I will <u>bite</u> . I will <u>bite</u> the <u>slime</u> . I will <u>bite</u> the <u>slime</u> at the party. You must not. You must not <u>bite</u> . You must not <u>bite</u> the <u>slime</u> at the party. You can <u>swim</u> . You can <u>swim</u> and <u>swing</u> . You can <u>swim</u> and <u>swing</u> at the party.
---	------	--



	WRITE	1. What will I ride? I will ride my _____. 2. What will I bite at the party? I will bite _____ at the party.
---	-------	---



WEDNESDAY ACTIVITY 2

	READ	Read the  and  words from Activity 1.
---	------	---

	WRITE	Write the  words and  words in your dictionary. Write a sentence with: kite Write a question with: hike
---	--------------	--


THURSDAY ACTIVITY 1

	LOOK & SAY	ideas	many	thought	party	what
	SOUND OUT	bite	slime	swim	kite	
		swing	swop	bike	swam	





	READ	<div style="display: flex; align-items: center;">  <div style="margin-left: 20px;"> <p>Zanele has many ideas. Zanele has many thoughts. Zanele has many ideas and thought for a party. What party will she have? What party will she like? Will she have a <u>kite</u> party? No she will not. Will she have a <u>slime</u> party? No she will not. Will she have a bike party? No she will not. What party will she have? What party will she like?</p> </div> </div>
---	-------------	---

THURSDAY ACTIVITY 2





	READ	Read the  and  words from Activity 1.
---	-------------	---

	<p>WRITE</p>	<p>1. Who has many ideas? _____ has many ideas.</p> <p>2. What does Zanele have many thoughts and ideas about? She has many thoughts and ideas about _____.</p> <p>3. Will she have a kite party? Yes/No, she will/ will not have a kite party.</p> <p>4. Will she have a slime party? Yes/No, she will/ will not have a slime party.</p> <p>5. Will she have a bike party? Yes/No, she will/ will not have a bike party.</p>
---	---------------------	--

FRIDAY ACTIVITY 1

	<p>READ</p>	<p>Read all the  and  words again.</p>
	<p>READ</p>	<p>Read the story from Thursday Activity 1.</p>

FRIDAY ACTIVITY 2







	<p>READ</p>	<p>Read all the  and  words again.</p>
	<p>WRITE</p>	<p>Write the sentences in your book. Fix the mistakes.</p> <ol style="list-style-type: none"> 1. zanele has many ideas 2. will she have a kite party 3. what party will she like

HOME LANGUAGE WORKSHEET






ENGLISH GRADE 2 TERM 1

WEEK 5



MONDAY ACTIVITY 1


	LOOK & SAY	good	drove	wish	different	enough
	SOUND OUT	right	night	swop	sway	
		prick	proud	hike	crime	
	READ	I will <u>hike</u> . I like to <u>hike</u> . Do you like to <u>hike</u> ? It is good. It is good to <u>hike</u> . I <u>hike</u> at <u>night</u> . Is it good? Is it good to <u>hike</u> at <u>night</u> ? Is it <u>right</u> ? Is it <u>right</u> to <u>hike</u> at <u>night</u> ? It is not good. It is not good to <u>hike</u> at <u>night</u> . It is not <u>right</u> . It is not <u>right</u> to <u>hike</u> at <u>night</u> .				
	WRITE	Write the  and  words in your dictionary.				


MONDAY ACTIVITY 2

	READ	Read the  and  words from Activity 1.				
	READ	I will <u>prick</u> my mom. I will <u>prick</u> my mom with a pin. Is it good? Is it good to <u>prick</u> my mom? Is it good to <u>prick</u> my mom with a pin? No, it is not good! It is not good to <u>prick</u> my mom with a pin! Is it <u>right</u> ? Is it <u>right</u> to <u>prick</u> my mom? Is it <u>right</u> to <u>prick</u> my mom with a pin? No, it is not <u>right</u> ! It is not <u>right</u> to <u>prick</u> my mom with a pin!				
	WRITE	Write a sentence with: swop Write a question with: drove				

TUESDAY ACTIVITY 1


	LOOK & SAY	good	drove	wish	different	enough
	SOUND OUT	string	strain	strong	stray	
		stripe	street			

	READ	I see a dog. I see a <u>stray</u> dog. I see a <u>stray</u> dog on the <u>street</u> . I will get a <u>string</u> . I will get a <u>strong string</u> . I will get a <u>strong string</u> to help the dog. I will get a <u>strong string</u> to help the <u>stray</u> dog. He has a <u>stripe</u> . He has a <u>stripe</u> on his back. He is good. He is good dog.
---	------	---


	WRITE	1. What do I see? I see a ____. 2. What will I get to help the dog? I will get a ____.
---	-------	---


TUESDAY ACTIVITY 2


	READ	Read the  and  words from Activity 1.
---	------	---


	WRITE	Write a sentence with: strong Write a question with: wish
---	-------	--

WEDNESDAY ACTIVITY 1







	LOOK & SAY	good	drove	wish	different	enough
---	------------	------	-------	------	-----------	--------

	SOUND OUT	tiger	blind	kind	find
		kind	tiger	find	blind



	READ	I will <u>find</u> . I will <u>find</u> a <u>tiger</u> . I will <u>find</u> a <u>blind tiger</u> . The <u>blind tiger</u> is good. The <u>blind tiger</u> is <u>kind</u> . Is the <u>blind tiger</u> strong? Yes the <u>blind tiger</u> is strong. What will the <u>tiger</u> do? What will the <u>blind tiger</u> do? Will the <u>tiger</u> fight? Will the <u>blind tiger</u> fight? No, the <u>blind tiger</u> will not fight. The <u>blind tiger</u> is good and <u>kind</u> .
---	------	--



	WRITE	1. What will I find? I will find a ____. 2. Will the tiger fight? Yes/No, the tiger will/will not fight.
---	-------	---

WEDNESDAY ACTIVITY 2

	READ	Read the  and  words from Activity 1.
	WRITE	Write the  words and  words in your dictionary. Write a sentence with: tiger Write a question with: find


THURSDAY ACTIVITY 1

	LOOK & SAY	good	drove	wish	different	enough			
	SOUND OUT	tiger		blind		kind		find	
		strong		street		stray		string	





	READ		<p>Chuck is good. Chuck is <u>kind</u>. Chuck is <u>strong</u>. He is good and <u>kind</u> and <u>strong</u>. He is good and <u>kind</u> and <u>strong</u> but Chuck will wish. He will wish to be different. He thought he was not good enough. He was sad. He was sad as he drove on the <u>street</u>. He must not be sad! He must</p> <p>not wish to be different! He is good enough.</p>
---	------	---	---

THURSDAY ACTIVITY 2





	READ	Read the  and  words from Activity 1.
---	------	---

	<p>WRITE</p>	<ol style="list-style-type: none"> 1. Who is the story about? The story is about _____. 2. What does Chuck wish to be? Chuck wishes to be _____. 3. How did chuck feel as he drove on the street? Chuck felt _____ as he drove on the street. 4. What kind of truck is Chuck? Chuck is _____ and _____ and _____. 5. Is Chuck good enough? Yes/No, he is/ is not good enough.
---	---------------------	--

FRIDAY ACTIVITY 1

	<p>READ</p>	<p>Read all the  and  words again.</p>
	<p>READ</p>	<p>Read the story from Thursday Activity 1.</p>

FRIDAY ACTIVITY 2






	<p>READ</p>	<p>Read all the  and  words again.</p>
	<p>WRITE</p>	<p>Write the sentences in your book. Fix the mistakes.</p> <ol style="list-style-type: none"> 1. he must not wish to be different 2. he was sad as he drove on the street 3. he is good and kind and strong

HOME LANGUAGE WORKSHEET






ENGLISH GRADE 2 TERM 1

WEEK 6



MONDAY ACTIVITY 1


	LOOK & SAY	school	first	started	running	great
	SOUND OUT	strong	street	find	kind	
		proud	hike	bike	swim	
	READ	I am <u>strong</u> . I am <u>proud</u> . I am <u>kind</u> . I am <u>strong</u> and <u>proud</u> and <u>kind</u> . I like to be me. I like to <u>hike</u> . I like to <u>swim</u> . I like to ride my <u>bike</u> . I like to <u>hike</u> and <u>swim</u> and ride my <u>bike</u> . I like to be me. I am <u>proud</u> to be me. I think I am great!				
	WRITE	Write the  and  words in your dictionary.				


MONDAY ACTIVITY 2

	READ	Read the  and  words from Activity 1.
	READ	I ride my <u>bike</u> . I ride my <u>bike</u> to school. I ride my <u>bike</u> to school on the <u>street</u> . I think it is great. I think it is great to ride my <u>bike</u> . I think it is great to ride my <u>bike</u> to school. I think it is great to ride my <u>bike</u> to school on the <u>street</u> . Do you think it is great? Do you think it is great to ride a <u>bike</u> ? Do you think it is great to ride a <u>bike</u> to school?
	WRITE	Write a sentence with: swim Write a question with: school

TUESDAY ACTIVITY 1


	LOOK & SAY	school	first	started	running	great
	SOUND OUT	eat	seat	meat	meal	
		steal	real			

	READ	I will <u>eat</u> . I will <u>eat</u> the <u>meat</u> . It is great. It is a great <u>meal</u> . It is a great <u>meal</u> to <u>eat</u> the <u>meat</u> . I will sit. I will sit on the <u>seat</u> . I will sit on the <u>seat</u> and <u>eat</u> . I will sit on the <u>seat</u> and <u>eat</u> the <u>meat</u> . I will <u>eat</u> enough. I will <u>eat</u> enough <u>meat</u> .
---	------	---



	WRITE	1. What will I eat? I will eat the _____. 2. Where will I sit? I will sit on the _____.
---	-------	--


TUESDAY ACTIVITY 2


	READ	Read the  and  words from Activity 1.
---	------	---

	WRITE	Write a sentence with: steal Write a question with: real
---	-------	---

WEDNESDAY ACTIVITY 1




	LOOK & SAY	school	first	started	running	great
	SOUND OUT	scrap	scream	screen	scrape	
		scram				

	READ	I <u>scream</u> . I <u>scream</u> at school. Do you <u>scream</u> ? Do you <u>scream</u> at school? Is it good? Is it good to <u>scream</u> ? Is it good to <u>scream</u> at school? No it is not good. It is not good to <u>scream</u> at school. I will not <u>scream</u> . I will not <u>scream</u> at school. I will sit in my seat and I will not <u>scream</u> .
---	------	--

	WRITE	1. Where do I scream? I scream at _____. 2. Is it good to scream at school? Yes/No, it is/is not good to scream at school.
---	-------	---



WEDNESDAY ACTIVITY 2



	READ	Read the  and  words from Activity 1.
---	------	---

	WRITE	Write the  words and  words in your dictionary. Write a
---	-------	---





sentence with: scrape
Write a question with: first

THURSDAY ACTIVITY 1





	LOOK & SAY	school	first	started	running	great			
	SOUND OUT	seat		eat		real		dream	
		screen		scrap		scrape		scream	

	READ	<div style="display: flex; justify-content: space-between;"> <div style="width: 70%;">  </div> <div style="width: 25%; font-size: small;"> <p>Haile is great. He is great at running. He first started running to school. He was great at running to school. Haile had</p> </div> </div> <p>a <u>dream</u>. He had a <u>dream</u> to run. He had a <u>dream</u> to be the best. He had a <u>dream</u> to be the best at running. He will fight. He will fight to reach his <u>dream</u>! He will fight to reach his <u>dream</u> to be the best at running.</p>
---	-------------	--





THURSDAY ACTIVITY 2

	READ	Read the  and  words from Activity 1.
	WRITE	<ol style="list-style-type: none">Who is great? _____ is great.What is Haile great at? Haile is great at _____.Where did he first start running to? He started running to _____.What did he want to be the best at? He wanted to be the best at _____.What will he do to reach his dream? He will _____ to reach his dream.

FRIDAY ACTIVITY 1

	READ	Read all the  and  words again.
	READ	Read the story from Thursday Activity 1.

FRIDAY ACTIVITY 2







	READ	Read all the  and  words again.
	WRITE	Write the sentences in your book. Fix the mistakes. <ol style="list-style-type: none">haile had a dreamhe had a dream to runhe will fight to reach his dream

HOME LANGUAGE WORKSHEET






ENGLISH GRADE 2 TERM 1

WEEK 7



MONDAY ACTIVITY 1


	LOOK & SAY	how	tyre	have	want	could
	SOUND OUT	swing	proud	strong	scream	
		real	kind	bike	night	
	READ	Can you ride? Can you ride a <u>bike</u> ? Can you ride a <u>bike</u> at <u>night</u> ? I want to ride a <u>bike</u> . I want to ride a <u>bike</u> at <u>night</u> . How do you ride a <u>bike</u> ? How do you ride a <u>bike</u> at <u>night</u> ? Could you teach me? Could you teach me to ride a <u>bike</u> at <u>night</u> ?				
	WRITE	Write the  and  words in your dictionary.				


MONDAY ACTIVITY 2

	READ	Read the  and  words from Activity 1.				
	READ	Have you seen my <u>bike</u> ? I have lost it. I lost it at <u>night</u> . I lost my <u>bike</u> at <u>night</u> . Could you be <u>kind</u> ? Could you be <u>kind</u> and help me? Could you be <u>kind</u> and help me find my <u>bike</u> ? How will we find it? How will we find the <u>bike</u> ? How will we find the <u>bike</u> that I lost at <u>night</u> ?				
	WRITE	Write a sentence with: scream Write a question with: how				

TUESDAY ACTIVITY 1


	LOOK & SAY	how	tyre	have	want	could
	SOUND OUT	catch	hatch	match	fetch	
		stretch	switch	thatch	witch	

	READ	<p>I will <u>fetch</u>. I will <u>fetch</u> the <u>match</u>. I want to <u>fetch</u> the <u>match</u>. How will you <u>fetch</u>? How will you <u>fetch</u> the <u>match</u>? It is by the <u>witch</u>. The <u>match</u> is by the <u>witch</u>. The <u>match</u> is by the <u>witch</u> in the <u>thatch</u> hut. How will <u>fetch</u> the <u>match</u> by the <u>witch</u> in the <u>thatch</u> hut?</p>
---	-------------	--


	WRITE	<p>1. What do I want to fetch? I want to fetch the _____.</p> <p>2. Where is the match? It is by the _____ in the _____ hut.</p>
---	--------------	--


TUESDAY ACTIVITY 2


	READ	<p>Read the  and  words from Activity 1.</p>
---	-------------	--


	WRITE	<p>Write a sentence with: catch Write a question with: want</p>
---	--------------	--

WEDNESDAY ACTIVITY 1







	LOOK & SAY	how	tyre	have	want	could
---	-----------------------	-----	------	------	------	-------

	SOUND OUT	fishy	meaty	smelly	tricky
		greedy	badly	dusty	very



	READ	<p>Have you seen the <u>fishy</u> fish? The <u>fishy</u> fish is <u>smelly</u>. The <u>fishy</u> fish is <u>very smelly</u>. The <u>fishy</u> fish is <u>greedy</u>. The <u>fishy</u> fish is <u>very greedy</u>. The <u>fishy</u> fish is <u>tricky</u>. The <u>fishy</u> fish is <u>very tricky</u>. The <u>fishy</u> fish is <u>very smelly</u> and <u>greedy</u> and <u>tricky</u>. How can the <u>fishy</u> fish be <u>smelly</u> and <u>greedy</u> and <u>tricky</u>?</p>
---	-------------	---



	WRITE	<p>1. Who is the story about? The story is about the _____.</p> <p>2. What kind of fish is the fishy fish? The fishy fish is very _____ and _____ and _____.</p>
---	--------------	--

WEDNESDAY ACTIVITY 2





	READ	Read the  and  words from Activity 1.
	WRITE	Write the  words and  words in your dictionary. Write a sentence with: dusty Write a question with: smelly

THURSDAY ACTIVITY 1





	LOOK & SAY	how	tyre	have	want	could
	SOUND OUT	very	badly	dusty	tricky	
		fetch	catch	match	stretch	

	READ	 <p>Jane likes to ride her bike. She likes to ride her bike with Mandu. Jane hits her tyre. She hits her tyre on a rock. Her tyre is flat! How will she get back? It will be <u>tricky</u> to get back. It will be <u>very tricky</u> to get back with a flat tyre. Mandu could help. Mandu will go and <u>fetch</u> a pump. He will <u>fetch</u> a pump to fix the tyre.</p>
---	-------------	---





THURSDAY ACTIVITY 2

	READ	Read the  and  words from Activity 1.
	WRITE	<ol style="list-style-type: none">Who likes to ride her bike? _____ likes to ride her bike.What does Jane hit her tyre on? She hits her tyre on _____.Who could help? Mandu could help _____.What will Mandu go and fetch? He will go and fetch _____.Why will he fetch a pump? He will fetch a pump to _____.

FRIDAY ACTIVITY 1

	READ	Read all the  and  words again.
	READ	Read the story from Thursday Activity 1.

FRIDAY ACTIVITY 2

	READ	Read all the  and  words again.
	WRITE	Write the sentences in your book. Fix the mistakes. <ol style="list-style-type: none">she likes to ride her bike with manduher tyre is flathow will she get back

HOME LANGUAGE WORKSHEET






ENGLISH GRADE 2 TERM 1

WEEK 8

MONDAY ACTIVITY 1




	LOOK & SAY	laugh	home	hiding	found	where
	SOUND OUT	find	catch	tricky	very	
		fetch	real	street	proud	
	READ	I am hiding. Can you <u>find</u> me? Am I hiding by the <u>street</u> ? No I am not. Am I hiding by the dog? No I am not. I am hiding in a <u>tricky</u> spot. I am hiding in a <u>very tricky</u> spot. Where am I hiding? I must not laugh. I must not laugh or you will <u>find</u> me. You will <u>find</u> me and <u>catch</u> me. I am <u>proud</u> of my <u>tricky</u> hiding spot!				
	WRITE	Write the  and  words in your dictionary.				

MONDAY ACTIVITY 2





	READ	Read the  and  words from Activity 1.				
	READ	I will go home. I will go home to <u>find</u> you. I will go home. I will go home to <u>catch</u> you. You are hiding. Where are you hiding? I will <u>find</u> you! Where are you hiding? I will <u>catch</u> you! You will laugh. You will laugh and I will <u>find</u> you. You will laugh and I will <u>catch</u> you. I found you! I found you hiding. I found you hiding in a <u>tricky</u> spot.				
	WRITE	Write a sentence with: tricky Write a question with: where				

TUESDAY ACTIVITY 1




	LOOK & SAY	laugh	home	hiding	found	where
---	------------	-------	------	--------	-------	-------


	SOUND OUT	key	donkey	turkey	valley
		donkey	key	valley	turkey
	READ	I found a <u>donkey</u> . I found a <u>turkey</u> . I found a <u>donkey</u> and a <u>turkey</u> . Where did you find the <u>donkey</u> ? Where did you find the <u>turkey</u> ? I found the <u>donkey</u> in the <u>valley</u> . I found the <u>donkey</u> hiding in the <u>valley</u> . I found the <u>turkey</u> in the <u>valley</u> . I found the <u>turkey</u> hiding in the <u>valley</u> . I found the <u>donkey</u> and the <u>turkey</u> hiding in the <u>valley</u> .			
	WRITE	1. What did I find? I found a _____ and a _____. 2. Where did I find them? I found them in the _____.			

TUESDAY ACTIVITY 2







	READ	Read the  and  words from Activity 1.
	WRITE	Write a sentence with: key Write a question with: donkey

WEDNESDAY ACTIVITY 1



	LOOK & SAY	laugh	home	hiding	found	where
	SOUND OUT	cage	rage	page	sage	
		age	stage	wage	engage	
	READ	I see a <u>cage</u> . Where is the <u>cage</u> ? The <u>cage</u> is on the <u>stage</u> . I will hide. I will hide in the <u>cage</u> . I will hide in the <u>cage</u> on the <u>stage</u> . I will not laugh. I will not laugh in the <u>cage</u> . I will not laugh in the <u>cage</u> on the <u>stage</u> . I will not get in a <u>rage</u> . I will not get in a <u>rage</u> in the <u>cage</u> . I will not get in a <u>rage</u> in the <u>cage</u> on the <u>stage</u> . You will not find me hiding in the <u>cage</u> on the <u>stage</u> !				


	WRITE	<p>1. What do I see? I see a _____.</p> <p>2. Where is the cage? The cage is on the _____.</p>
---	--------------	--

WEDNESDAY ACTIVITY 2





	READ	Read the  and  words from Activity 1.
	WRITE	Write the  words and  words in your dictionary. Write a sentence with: page Write a question with: home

THURSDAY ACTIVITY 1





	LOOK & SAY	laugh	home	hiding	found	where
	SOUND OUT	rage	cage	key	donkey	
		valley	turkey	page	age	

	READ	<div data-bbox="411 1093 1024 1780" data-label="Image"> </div> <p>Siviwe likes to hide. Where is Siviwe hiding? Is he hiding in the <u>cage</u>? No he is not. Is he hiding in the <u>valley</u>? No he is not. Is he hiding by the <u>turkey</u>? No he is not. Is he hiding at home? No he is not. Where is he hiding? We cannot find him. Is he hiding in the drum? Yes he is.</p> <p>He was hiding in the drum. We found him. We found Siviwe!</p>
---	-------------	--





THURSDAY ACTIVITY 2

	READ	Read the  and  words from Activity 1.
	WRITE	<ol style="list-style-type: none">Who likes to hide? _____ likes to hide.Where was the first place we thought he was hiding? Firstly we thought he was hiding in the _____.Where was the second place we thought he was hiding? Secondly we thought he was hiding in the _____.Where was the third place we thought he was hiding? Thirdly we thought he was hiding by the _____.Where was Siviwe hiding? He was hiding in the _____.

FRIDAY ACTIVITY 1

	READ	Read all the  and  words again.
	READ	Read the story from Thursday Activity 1.

FRIDAY ACTIVITY 2

	READ	Read all the  and  words again.
	WRITE	Write the sentences in your book. Fix the mistakes. <ol style="list-style-type: none">where is siviwe hidingis he hiding in the drumwe found siviwe

HOME LANGUAGE WORKSHEET






ENGLISH GRADE 2 TERM 1

WEEK 9



MONDAY ACTIVITY 1



	LOOK & SAY	together	please	buy	half	work
	SOUND OUT	greedy	kind	key	very	
		catch	strong	swim	hike	
	READ	I am <u>strong</u> . I am <u>very strong</u> . Are you <u>strong</u> ? Are you <u>very strong</u> ? I am <u>kind</u> . I am <u>very kind</u> . Are you <u>kind</u> ? Are you <u>very kind</u> ? I am not <u>greedy</u> . I am not <u>very greedy</u> . Are you <u>greedy</u> ? Are you <u>very greedy</u> ? I like to <u>swim</u> . Do you like to <u>swim</u> ? I like to <u>hike</u> . Do you like to <u>hike</u> ?				
	WRITE	Write the  and  words in your dictionary.				

MONDAY ACTIVITY 2





	READ	Read the  and  words from Activity 1.				
	READ	I like to play. I do not like to work. I like to <u>swim</u> . I do not like to work. I like to <u>hike</u> . I do not like to work. I like to play and <u>swim</u> and <u>hike</u> but I do not like to work. Do you like to play? Do you like to <u>swim</u> ? Do you like to <u>hike</u> ? Do you like to work?				
	WRITE	Write a sentence with: catch Write a question with: please				

TUESDAY ACTIVITY 1





	LOOK & SAY	together	please	buy	half	work
	SOUND OUT	fight	bike	string	find	
		eat	steal	crime	meat	

	READ	<p>I want to <u>eat</u>. I want to <u>eat</u> the <u>meat</u>. Could I <u>steal</u> the <u>meat</u>? Could I <u>steal</u> the <u>meat</u> that I want to <u>eat</u>? No, it is a <u>crime</u>. It is a <u>crime</u> to <u>steal</u>. It is a <u>crime</u> to <u>steal</u> the <u>meat</u>. You must buy the <u>meat</u>. You must buy the <u>meat</u> that you want to <u>eat</u>. Please do not <u>steal</u>! Please do not <u>steal</u> the <u>meat</u>!</p>
	WRITE	<p>1. What do I want to eat? I want to eat the _____.</p> <p>2. What is a crime? It is a crime to _____.</p>







TUESDAY ACTIVITY 2

	READ	Read the  and  words from Activity 1.
	WRITE	Write a sentence with: crime Write a question with: work



WEDNESDAY ACTIVITY 1



	LOOK & SAY	together	please	buy	half	work
	SOUND OUT	fright	smelly	tiger	light	
		prank	cage	fetch	scream	
	READ	<p>I will play a <u>prank</u>. I will play a <u>prank</u> on mom. I will buy the <u>tiger</u>. I will buy the <u>tiger</u> in the <u>cage</u>. The <u>tiger</u> is <u>smelly</u>. My mom will see the <u>tiger</u>. She will see the <u>smelly</u> <u>tiger</u>. Mom will get a <u>fright</u>. She will get a big <u>fright</u>. Mom will <u>scream</u>. I will laugh. I will laugh when mom gets a <u>fright</u>. I will laugh when mom <u>screams</u>!</p>				
	WRITE	<p>1. Who will I play a prank on? I will play a prank on _____.</p> <p>2. What will I buy? I will buy the _____.</p>				

WEDNESDAY ACTIVITY 2





	READ	Read the  and  words from Activity 1.
	WRITE	Write the  words and  words in your dictionary. Write a sentence with: fright Write a question with: buy

THURSDAY ACTIVITY 1





	LOOK & SAY	together	please	buy	half	work
	SOUND OUT	ride	street	bike	proud	
		very	find	page	stretch	

	READ	 <p>Marie wants a <u>bike</u>. She wants to <u>ride</u> with Busi. Busi has a <u>bike</u>. "Please can you buy me a <u>bike</u> dad?" Marie asks. "I will pay half." Dad says. Marie will work. She will work to buy the <u>bike</u>. She wants to <u>ride</u> her <u>bike</u>. She wants to ride her <u>bike</u> in the <u>street</u> with Busi. Marie has enough to buy the <u>bike</u>! Marie is very <u>proud</u> that she has enough. She can <u>ride</u> together with Busi.</p>	<p>Marie wants a <u>bike</u>. She wants to <u>ride</u> with Busi. Busi has a <u>bike</u>. "Please can you buy me a <u>bike</u> dad?" Marie asks. "I will pay half." Dad says. Marie</p>
---	------	---	---





THURSDAY ACTIVITY 2

	READ	Read the  and  words from Activity 1.
	WRITE	<ol style="list-style-type: none">Who wants a bike? _____ wants a bike.Who has a bike? _____ has a bike.How much will dad pay? Dad will pay _____.What will Marie do to buy the bike? Marie will _____ to buy the bike.How does Marie feel that she has enough to buy the bike? Marie feels _____ that she has enough to buy the bike.

FRIDAY ACTIVITY 1

	READ	Read all the  and  words again.
	READ	Read the story from Thursday Activity 1.

FRIDAY ACTIVITY 2







	READ	Read all the  and  words again.
	WRITE	Write the sentences in your book. Fix the mistakes. <ol style="list-style-type: none">she wants to ride with busiplease can you buy me a bike dad marie asksmarie has enough to buy the bike

HOME LANGUAGE WORKSHEET






ENGLISH GRADE 2 TERM 1

WEEK 10



MONDAY ACTIVITY 1



	LOOK & SAY	share	story	barn	lazy	candle
	SOUND OUT	prick	donkey	bite	fight	
		right	fetch	rage	night	
	READ	I will <u>prick</u> the <u>donkey</u> . I will <u>prick</u> the <u>donkey</u> with a pin. I will <u>fetch</u> the pin. I will <u>fetch</u> the pin to <u>prick</u> the <u>donkey</u> . The <u>donkey</u> is in the barn. It is not <u>right</u> ! It is not <u>right</u> to <u>prick</u> the <u>donkey</u> . It is not <u>right</u> to <u>prick</u> the <u>donkey</u> with a pin. The <u>donkey</u> will <u>bite</u> you. The <u>donkey</u> will <u>bite</u> you if you <u>prick</u> it with a pin!				
	WRITE	Write the  and  words in your dictionary.				

MONDAY ACTIVITY 2





	READ	Read the  and  words from Activity 1.				
	READ	Please do not <u>fight</u> . Please do not <u>fight</u> at <u>night</u> . It is not <u>right</u> . It is not <u>right</u> to <u>fight</u> at <u>night</u> . Do not get into a <u>rage</u> . Do not get into a <u>rage</u> at <u>night</u> . It is not <u>right</u> . It is not <u>right</u> to get into a <u>rage</u> . It is not <u>right</u> to get into a <u>rage</u> at <u>night</u> .				
	WRITE	Write a sentence with: fight Write a question with: story				

TUESDAY ACTIVITY 1





	LOOK & SAY	share	story	barn	lazy	candle
	SOUND OUT	swop	swing	bike	kite	
		steal	greedy	prank	kind	

	READ	Will you be <u>kind</u> ? Will you be <u>kind</u> and share? Will you be <u>kind</u> and share your <u>kite</u> ? Will you be <u>kind</u> and share your <u>kite</u> with me. I have a <u>kite</u> . We can <u>swop</u> . You must not be <u>greedy</u> . You must not be <u>greedy</u> , you must share. I will not <u>steal</u> your <u>kite</u> . I will not play a <u>prank</u> and <u>steal</u> your <u>kite</u> .
	WRITE	1. What do I want you to share with me? I want you to share your _____ with me. 2. Will I steal your kite? Yes/No, I will/ will not steal your kite.







TUESDAY ACTIVITY 2

	READ	Read the  and  words from Activity 1.
	WRITE	Write a sentence with: swop Write a question with: lazy



WEDNESDAY ACTIVITY 1



	LOOK & SAY	share	story	barn	lazy	candle
	SOUND OUT	donkey	turkey	tiger	bite	
	READ	Is the <u>donkey</u> in the barn? Yes, the <u>donkey</u> is in the barn. Is the <u>turkey</u> in the barn? Yes, the <u>turkey</u> is in the barn. Is the <u>tiger</u> in the barn? No, the <u>tiger</u> is not in the barn. The <u>tiger</u> will <u>bite</u> the <u>donkey</u> . The <u>tiger</u> will <u>bite</u> the <u>turkey</u> . It will be <u>very</u> bad if the <u>tiger</u> is in the barn!				
	WRITE	1. Who is in the barn? The _____ and _____ are in the barn. 2. What will the tiger do to the donkey and the turkey? The tiger will _____ the donkey and the turkey.				

WEDNESDAY ACTIVITY 2

	READ	Read the  and  words from Activity 1.
	WRITE	Write the  words and  words in your dictionary. Write a sentence with: meal Write a question with: barn


THURSDAY ACTIVITY 1

	LOOK & SAY	share	story	barn	lazy	candle
	SOUND OUT	bright	read	light	proud	
		night	page	seat	scream	





	READ	 <p>Let me share a story. In the story we see a boy. We think he is lazy. Is he lazy? He sits. He sits and <u>reads</u>. He sits and plans. He sits and <u>reads</u> and plans. He thinks. He thinks of an idea. He can <u>light</u> a candle. He can <u>light</u> a <u>bright</u> candle. He can <u>light</u> a <u>bright</u> candle in the barn. He is not lazy. He plans and thinks of ideas!</p>	<p>Let me share a story. In the story we see a boy. We think he is lazy. Is he lazy? He sits. He sits and</p>
---	------	---	---

THURSDAY ACTIVITY 2





	READ	Read the  and  words from Activity 1.
---	------	---

	<p>WRITE</p>	<ol style="list-style-type: none"> 1. Who do we see in the story? We see a _____ in the story. 2. What do we think? We think _____. 3. What does he sit and do? He sits and _____ and _____. 4. What can he light? He can light a _____. 5. Is the boy lazy? Yes/ No, the boy is/is not lazy.
---	---------------------	--

FRIDAY ACTIVITY 1

	<p>READ</p>	<p>Read all the  and  words again.</p>
	<p>READ</p>	<p>Read the story from Thursday Activity 1.</p>

FRIDAY ACTIVITY 2







	<p>READ</p>	<p>Read all the  and  words again.</p>
	<p>WRITE</p>	<p>Write the sentences in your book. Fix the mistakes.</p> <ol style="list-style-type: none"> 1. is he lazy 2. he is not lazy 3. he plans and thinks of ideas

HOME LANGUAGE WORKSHEET






ENGLISH GRADE 3 TERM 1

WEEK 3




MONDAY ACTIVITY 1


	LOOK & SAY	busy	everyone	worst	ever	birthday
	SOUND OUT	sad	mad	fun	not	
		sit	think	wish	chat	
	READ	I am <u>sad</u> . I am <u>mad</u> . I am <u>sad</u> and I am <u>mad</u> . I <u>sit</u> . I <u>think</u> . I <u>sit</u> and <u>think</u> . I <u>sit</u> and <u>think</u> and I am <u>mad</u> and I am <u>sad</u> .				
	WRITE	Write the  and  words in your dictionary.				

MONDAY ACTIVITY 2





	READ	Read the  and  words from Activity 1.
	READ	Can we <u>sit</u> ? Can we <u>chat</u> ? Can we <u>sit</u> and <u>chat</u> ? It will be <u>fun</u> . It will be <u>fun</u> to <u>sit</u> and <u>chat</u> . I <u>think</u> it will be <u>fun</u> to <u>sit</u> and <u>chat</u> .
	WRITE	Write a sentence with: sad Write a question with: fun

TUESDAY ACTIVITY 1





	LOOK & SAY	busy	everyone	worst	ever	birthday
	SOUND OUT	pray	prank	prick	preen	
		press	proud			
	READ	I am not <u>proud</u> . I am not <u>proud</u> of the <u>prank</u> . It is the worst. It is the worst <u>prank</u> . It is the worst <u>prank</u> ever. Are you <u>proud</u> ? Are you <u>proud</u> of the <u>prank</u> ? Everyone is mad. Everyone is sad. It was not fun. It was not fun to see everyone sad. It was not fun to see everyone mad.				

	WRITE	1. How does everyone feel? Everyone is _____ and _____. 2. What was not fun? It was not fun to _____.
---	--------------	--







TUESDAY ACTIVITY 2

	READ	Read the  and  words from Activity 1.
	WRITE	Write a sentence with: pray Write a question with: birthday



WEDNESDAY ACTIVITY 1

	LOOK & SAY	busy	everyone	worst	ever	birthday
	SOUND OUT	light	sight	fight	night	
	READ	I see. I see a <u>light</u> . I see a <u>bright light</u> . Can you see the <u>light</u> ? Can you see the <u>bright light</u> ? It is a <u>sight</u> . It is a <u>sight</u> to see the <u>bright light</u> . It is a <u>sight</u> to see the <u>bright light</u> at <u>night</u> . It is not <u>right</u> . It is not <u>right</u> to <u>fight</u> . It is not <u>right</u> to <u>fight</u> in the <u>night</u> .				
	WRITE	1. What can I see? I can see a ____. 2. What is not right? It is not right to ____.				

WEDNESDAY ACTIVITY 2

	READ	Read the  and  words from Activity 1.
	WRITE	Write the  words and  words in your dictionary. Write a sentence with: light Write a question with: busy

THURSDAY ACTIVITY 1

	LOOK & SAY	busy	everyone	wors	ever	birthday
	SOUND OUT	proud	prick	pray	press	
		right	fight	sight	night	



READ



Mandla is sad.
Mandla is mad.
Mom is busy. Dad is busy.
Everyone is busy.
This is the worst


birthday ever! It is not right. It is not right to be busy. It is not right to be busy on my birthday. It is not right for mom to be busy. It is not right for dad to be busy. It is not right for everyone to be busy on my birthday. This is the worst birthday ever!

THURSDAY ACTIVITY 2







READ





Read the  and  words from Activity 1.

	<p>WRITE</p>	<ol style="list-style-type: none"> 1. Who is sad? _____ is sad. 2. Why is Mandla sad? He is sad because _____. 3. What is not right? It is not right for _____. 4. Who is busy? _____ is busy. 5. What kind of birthday is this? This is the _____ birthday.
---	---------------------	---

FRIDAY ACTIVITY 1

	<p>READ</p>	<p>Read all the  and  words again.</p>
	<p>READ</p>	<p>Read the story from Thursday Activity 1.</p>

FRIDAY ACTIVITY 2







	<p>READ</p>	<p>Read all the  and  words again.</p>
	<p>WRITE</p>	<p>Write the sentences in your book. Fix the mistakes.</p> <ol style="list-style-type: none"> 1. mandla is sad on his birthday 2. is it right for everyone to be busy 3. this is the worst birthday ever

HOME LANGUAGE WORKSHEET






ENGLISH GRADE 2 TERM 1

WEEK 4



MONDAY ACTIVITY 1


	LOOK & SAY	ideas	many	thought	party	what
	SOUND OUT	right	tight	night	high	
		prick	proud	prank	press	
	READ	I was <u>right</u> . I thought I was <u>right</u> . I thought I was <u>right</u> at <u>night</u> . I was <u>proud</u> . I was <u>proud</u> that I was <u>right</u> . I was <u>proud</u> that I thought that I was <u>right</u> . I was <u>proud</u> that I thought that I was <u>right</u> at <u>night</u> .				
	WRITE	Write the  and  words in your dictionary.				


MONDAY ACTIVITY 2

	READ	Read the  and  words from Activity 1.				
	READ	I have so many ideas. I have so many ideas at <u>night</u> . I have so many bright ideas at <u>night</u> . I am proud. I am <u>proud</u> of my thoughts. I am <u>proud</u> of my thoughts at <u>night</u> . I am <u>proud</u> of my bright thoughts at <u>night</u> .				
	WRITE	Write a sentence with: high Write a question with: party				

TUESDAY ACTIVITY 1


	LOOK & SAY	ideas	many	thought	party	what
	SOUND OUT	swing	swim	swop	swam	
		swop	sway			

	READ	I will <u>swim</u> . I will <u>swim</u> at the party. I will <u>swing</u> . I will <u>swim</u> at the party. I will <u>swim</u> and I will <u>swing</u> . I will <u>swim</u> and I will <u>swing</u> at the party. I will <u>sway</u> . I will <u>sway</u> at the party. I will <u>swing</u> and <u>swim</u> and <u>sway</u> at the party!
---	------	--

	WRITE	1. What will I do? I will _____ and _____ and _____. 2. Where will I swim and swing and sway? I will swim and swing and sway at the _____.
---	-------	---


TUESDAY ACTIVITY 2


	READ	Read the  and  words from Activity 1.
---	------	---

	WRITE	Write a sentence with: swim Write a question with: party
---	-------	---

WEDNESDAY ACTIVITY 1




	LOOK & SAY	ideas	many	thought	party	what
	SOUND OUT	slime	bike	bite	kite	
		hike	crime			

	READ	I will ride. I will ride my <u>bike</u> . I will ride my <u>bike</u> to the party. I will <u>bite</u> . I will <u>bite</u> the <u>slime</u> . I will <u>bite</u> the <u>slime</u> at the party. You must not. You must not <u>bite</u> . You must not <u>bite</u> the <u>slime</u> at the party. You can <u>swim</u> . You can <u>swim</u> and <u>swing</u> . You can <u>swim</u> and <u>swing</u> at the party.
---	------	--



	WRITE	1. What will I ride? I will ride my _____. 2. What will I bite at the party? I will bite _____ at the party.
---	-------	---



WEDNESDAY ACTIVITY 2

	READ	Read the  and  words from Activity 1.
---	------	---

	WRITE	Write the  words and  words in your dictionary. Write a sentence with: kite Write a question with: hike
---	--------------	--


THURSDAY ACTIVITY 1

	LOOK & SAY	ideas	many	thought	party	what
	SOUND OUT	bite	slime	swim	kite	
		swing	swop	bike	swam	





	READ	 <p>Zanele has many ideas. Zanele has many thoughts. Zanele has many ideas and thought for a party. What party will she have? What party will she like? Will she have a <u>kite</u> party? No she will not. Will she have a <u>slime</u> party? No she will not. Will she have a bike party? No she will not. What party will she have? What party will she like?</p>
---	-------------	--

THURSDAY ACTIVITY 2





	READ	Read the  and  words from Activity 1.
---	-------------	---

	<p>WRITE</p>	<p>1. Who has many ideas? _____ has many ideas.</p> <p>2. What does Zanele have many thoughts and ideas about? She has many thoughts and ideas about _____.</p> <p>3. Will she have a kite party? Yes/No, she will/ will not have a kite party.</p> <p>4. Will she have a slime party? Yes/No, she will/ will not have a slime party.</p> <p>5. Will she have a bike party? Yes/No, she will/ will not have a bike party.</p>
---	---------------------	--

FRIDAY ACTIVITY 1

	<p>READ</p>	<p>Read all the  and  words again.</p>
	<p>READ</p>	<p>Read the story from Thursday Activity 1.</p>

FRIDAY ACTIVITY 2







	<p>READ</p>	<p>Read all the  and  words again.</p>
	<p>WRITE</p>	<p>Write the sentences in your book. Fix the mistakes.</p> <ol style="list-style-type: none"> 1. zanele has many ideas 2. will she have a kite party 3. what party will she like

HOME LANGUAGE WORKSHEET






ENGLISH GRADE 2 TERM 1

WEEK 5



MONDAY ACTIVITY 1


	LOOK & SAY	good	drove	wish	different	enough
	SOUND OUT	right	night	swop	sway	
		prick	proud	hike	crime	
	READ	I will <u>hike</u> . I like to <u>hike</u> . Do you like to <u>hike</u> ? It is good. It is good to <u>hike</u> . I <u>hike</u> at <u>night</u> . Is it good? Is it good to <u>hike</u> at <u>night</u> ? Is it <u>right</u> ? Is it <u>right</u> to <u>hike</u> at <u>night</u> ? It is not good. It is not good to <u>hike</u> at <u>night</u> . It is not <u>right</u> . It is not <u>right</u> to <u>hike</u> at <u>night</u> .				
	WRITE	Write the  and  words in your dictionary.				


MONDAY ACTIVITY 2

	READ	Read the  and  words from Activity 1.				
	READ	I will <u>prick</u> my mom. I will <u>prick</u> my mom with a pin. Is it good? Is it good to <u>prick</u> my mom? Is it good to <u>prick</u> my mom with a pin? No, it is not good! It is not good to <u>prick</u> my mom with a pin! Is it <u>right</u> ? Is it <u>right</u> to <u>prick</u> my mom? Is it <u>right</u> to <u>prick</u> my mom with a pin? No, it is not <u>right</u> ! It is not <u>right</u> to <u>prick</u> my mom with a pin!				
	WRITE	Write a sentence with: swop Write a question with: drove				

TUESDAY ACTIVITY 1


	LOOK & SAY	good	drove	wish	different	enough
	SOUND OUT	string	strain	strong	stray	
		stripe	street			

	READ	I see a dog. I see a <u>stray</u> dog. I see a <u>stray</u> dog on the <u>street</u> . I will get a <u>string</u> . I will get a <u>strong string</u> . I will get a <u>strong string</u> to help the dog. I will get a <u>strong string</u> to help the <u>stray</u> dog. He has a <u>stripe</u> . He has a <u>stripe</u> on his back. He is good. He is good dog.
---	------	---


	WRITE	1. What do I see? I see a ____. 2. What will I get to help the dog? I will get a ____.
---	-------	---


TUESDAY ACTIVITY 2


	READ	Read the  and  words from Activity 1.
---	------	---


	WRITE	Write a sentence with: strong Write a question with: wish
---	-------	--

WEDNESDAY ACTIVITY 1







	LOOK & SAY	good	drove	wish	different	enough
---	------------	------	-------	------	-----------	--------

	SOUND OUT	tiger	blind	kind	find
		kind	tiger	find	blind



	READ	I will <u>find</u> . I will <u>find</u> a <u>tiger</u> . I will <u>find</u> a <u>blind tiger</u> . The <u>blind tiger</u> is good. The <u>blind tiger</u> is <u>kind</u> . Is the <u>blind tiger</u> strong? Yes the <u>blind tiger</u> is strong. What will the <u>tiger</u> do? What will the <u>blind tiger</u> do? Will the <u>tiger</u> fight? Will the <u>blind tiger</u> fight? No, the <u>blind tiger</u> will not fight. The <u>blind tiger</u> is good and <u>kind</u> .
---	------	--



	WRITE	1. What will I find? I will find a ____. 2. Will the tiger fight? Yes/No, the tiger will/will not fight.
---	-------	---

WEDNESDAY ACTIVITY 2

	READ	Read the  and  words from Activity 1.
	WRITE	Write the  words and  words in your dictionary. Write a sentence with: tiger Write a question with: find


THURSDAY ACTIVITY 1

	LOOK & SAY	good	drove	wish	different	enough			
	SOUND OUT	tiger		blind		kind		find	
		strong		street		stray		string	





	READ		<p>Chuck is good. Chuck is <u>kind</u>. Chuck is <u>strong</u>. He is good and <u>kind</u> and <u>strong</u>. He is good and <u>kind</u> and <u>strong</u> but Chuck will wish. He will wish to be different. He thought he was not good enough. He was sad. He was sad as he drove on the <u>street</u>. He must not be sad! He must</p> <p>not wish to be different! He is good enough.</p>
---	------	---	---

THURSDAY ACTIVITY 2





	READ	Read the  and  words from Activity 1.
---	------	---

	<p>WRITE</p>	<ol style="list-style-type: none"> 1. Who is the story about? The story is about _____. 2. What does Chuck wish to be? Chuck wishes to be _____. 3. How did chuck feel as he drove on the street? Chuck felt _____ as he drove on the street. 4. What kind of truck is Chuck? Chuck is _____ and _____ and _____. 5. Is Chuck good enough? Yes/No, he is/ is not good enough.
---	---------------------	--

FRIDAY ACTIVITY 1

	<p>READ</p>	<p>Read all the  and  words again.</p>
	<p>READ</p>	<p>Read the story from Thursday Activity 1.</p>

FRIDAY ACTIVITY 2






	<p>READ</p>	<p>Read all the  and  words again.</p>
	<p>WRITE</p>	<p>Write the sentences in your book. Fix the mistakes.</p> <ol style="list-style-type: none"> 1. he must not wish to be different 2. he was sad as he drove on the street 3. he is good and kind and strong

HOME LANGUAGE WORKSHEET






ENGLISH GRADE 2 TERM 1

WEEK 6



MONDAY ACTIVITY 1


	LOOK & SAY	school	first	started	running	great
	SOUND OUT	strong	street	find	kind	
		proud	hike	bike	swim	
	READ	I am <u>strong</u> . I am <u>proud</u> . I am <u>kind</u> . I am <u>strong</u> and <u>proud</u> and <u>kind</u> . I like to be me. I like to <u>hike</u> . I like to <u>swim</u> . I like to ride my <u>bike</u> . I like to <u>hike</u> and <u>swim</u> and ride my <u>bike</u> . I like to be me. I am <u>proud</u> to be me. I think I am great!				
	WRITE	Write the  and  words in your dictionary.				


MONDAY ACTIVITY 2

	READ	Read the  and  words from Activity 1.
	READ	I ride my <u>bike</u> . I ride my <u>bike</u> to school. I ride my <u>bike</u> to school on the <u>street</u> . I think it is great. I think it is great to ride my <u>bike</u> . I think it is great to ride my <u>bike</u> to school. I think it is great to ride my <u>bike</u> to school on the <u>street</u> . Do you think it is great? Do you think it is great to ride a <u>bike</u> ? Do you think it is great to ride a <u>bike</u> to school?
	WRITE	Write a sentence with: swim Write a question with: school

TUESDAY ACTIVITY 1


	LOOK & SAY	school	first	started	running	great
	SOUND OUT	eat	seat	meat	meal	
		steal	real			

	READ	I will <u>eat</u> . I will <u>eat</u> the <u>meat</u> . It is great. It is a great <u>meal</u> . It is a great <u>meal</u> to <u>eat</u> the <u>meat</u> . I will sit. I will sit on the <u>seat</u> . I will sit on the <u>seat</u> and <u>eat</u> . I will sit on the <u>seat</u> and <u>eat</u> the <u>meat</u> . I will <u>eat</u> enough. I will <u>eat</u> enough <u>meat</u> .
---	------	---



	WRITE	1. What will I eat? I will eat the _____. 2. Where will I sit? I will sit on the _____.
---	-------	--


TUESDAY ACTIVITY 2


	READ	Read the  and  words from Activity 1.
---	------	---

	WRITE	Write a sentence with: steal Write a question with: real
---	-------	---

WEDNESDAY ACTIVITY 1




	LOOK & SAY	school	first	started	running	great
	SOUND OUT	scrap	scream	screen	scrape	
		scram				

	READ	I <u>scream</u> . I <u>scream</u> at school. Do you <u>scream</u> ? Do you <u>scream</u> at school? Is it good? Is it good to <u>scream</u> ? Is it good to <u>scream</u> at school? No it is not good. It is not good to <u>scream</u> at school. I will not <u>scream</u> . I will not <u>scream</u> at school. I will sit in my seat and I will not <u>scream</u> .
---	------	--

	WRITE	1. Where do I scream? I scream at _____. 2. Is it good to scream at school? Yes/No, it is/is not good to scream at school.
---	-------	---





WEDNESDAY ACTIVITY 2

	READ	Read the  and  words from Activity 1.
---	------	---





	WRITE	Write the  words and  words in your dictionary. Write a
---	-------	---

sentence with: scrape
Write a question with: first





THURSDAY ACTIVITY 1

	LOOK & SAY	school	first	started	running	great			
	SOUND OUT	seat		eat		real		dream	
		screen		scrap		scrape		scream	
	READ							<p>Haile is great. He is great at running. He first started running to school. He was great at running to school. Haile had</p>	
		<p>a <u>dream</u>. He had a <u>dream</u> to run. He had a <u>dream</u> to be the best. He had a <u>dream</u> to be the best at running. He will fight. He will fight to reach his <u>dream</u>! He will fight to reach his <u>dream</u> to be the best at running.</p>							





THURSDAY ACTIVITY 2

	READ	Read the  and  words from Activity 1.
	WRITE	<ol style="list-style-type: none">Who is great? _____ is great.What is Haile great at? Haile is great at _____.Where did he first start running to? He started running to _____.What did he want to be the best at? He wanted to be the best at _____.What will he do to reach his dream? He will _____ to reach his dream.

FRIDAY ACTIVITY 1

	READ	Read all the  and  words again.
	READ	Read the story from Thursday Activity 1.

FRIDAY ACTIVITY 2







	READ	Read all the  and  words again.
	WRITE	Write the sentences in your book. Fix the mistakes. <ol style="list-style-type: none">haile had a dreamhe had a dream to runhe will fight to reach his dream

HOME LANGUAGE WORKSHEET






ENGLISH GRADE 2 TERM 1

WEEK 7



MONDAY ACTIVITY 1


	LOOK & SAY	how	tyre	have	want	could
	SOUND OUT	swing	proud	strong	scream	
		real	kind	bike	night	
	READ	Can you ride? Can you ride a <u>bike</u> ? Can you ride a <u>bike</u> at <u>night</u> ? I want to ride a <u>bike</u> . I want to ride a <u>bike</u> at <u>night</u> . How do you ride a <u>bike</u> ? How do you ride a <u>bike</u> at <u>night</u> ? Could you teach me? Could you teach me to ride a <u>bike</u> at <u>night</u> ?				
	WRITE	Write the  and  words in your dictionary.				


MONDAY ACTIVITY 2

	READ	Read the  and  words from Activity 1.				
	READ	Have you seen my <u>bike</u> ? I have lost it. I lost it at <u>night</u> . I lost my <u>bike</u> at <u>night</u> . Could you be <u>kind</u> ? Could you be <u>kind</u> and help me? Could you be <u>kind</u> and help me find my <u>bike</u> ? How will we find it? How will we find the <u>bike</u> ? How will we find the <u>bike</u> that I lost at <u>night</u> ?				
	WRITE	Write a sentence with: scream Write a question with: how				

TUESDAY ACTIVITY 1


	LOOK & SAY	how	tyre	have	want	could
	SOUND OUT	catch	hatch	match	fetch	
		stretch	switch	thatch	witch	

	READ	<p>I will <u>fetch</u>. I will <u>fetch</u> the <u>match</u>. I want to <u>fetch</u> the <u>match</u>. How will you <u>fetch</u>? How will you <u>fetch</u> the <u>match</u>? It is by the <u>witch</u>. The <u>match</u> is by the <u>witch</u>. The <u>match</u> is by the <u>witch</u> in the <u>thatch</u> hut. How will <u>fetch</u> the <u>match</u> by the <u>witch</u> in the <u>thatch</u> hut?</p>
---	-------------	--


	WRITE	<p>1. What do I want to fetch? I want to fetch the _____.</p> <p>2. Where is the match? It is by the _____ in the _____ hut.</p>
---	--------------	--


TUESDAY ACTIVITY 2


	READ	<p>Read the  and  words from Activity 1.</p>
---	-------------	--


	WRITE	<p>Write a sentence with: catch Write a question with: want</p>
---	--------------	--

WEDNESDAY ACTIVITY 1







	LOOK & SAY	how	tyre	have	want	could
---	-----------------------	-----	------	------	------	-------

	SOUND OUT	fishy	meaty	smelly	tricky
		greedy	badly	dusty	very



	READ	<p>Have you seen the <u>fishy</u> fish? The <u>fishy</u> fish is <u>smelly</u>. The <u>fishy</u> fish is <u>very smelly</u>. The <u>fishy</u> fish is <u>greedy</u>. The <u>fishy</u> fish is <u>very greedy</u>. The <u>fishy</u> fish is <u>tricky</u>. The <u>fishy</u> fish is <u>very tricky</u>. The <u>fishy</u> fish is <u>very smelly</u> and <u>greedy</u> and <u>tricky</u>. How can the <u>fishy</u> fish be <u>smelly</u> and <u>greedy</u> and <u>tricky</u>?</p>
---	-------------	---



	WRITE	<p>1. Who is the story about? The story is about the _____.</p> <p>2. What kind of fish is the fishy fish? The fishy fish is very _____ and _____ and _____.</p>
---	--------------	--

WEDNESDAY ACTIVITY 2





	READ	Read the  and  words from Activity 1.
	WRITE	Write the  words and  words in your dictionary. Write a sentence with: dusty Write a question with: smelly

THURSDAY ACTIVITY 1





	LOOK & SAY	how	tyre	have	want	could			
	SOUND OUT	very		badly		dusty		tricky	
		fetch		catch		match		stretch	

	READ	 <p>Jane likes to ride her bike. She likes to ride her bike with Mandu. Jane hits her tyre. She hits her tyre on a rock. Her tyre is flat! How will she get back? It will be <u>tricky</u> to get back. It will be <u>very tricky</u> to get back with a flat tyre. Mandu could help. Mandu will go and <u>fetch</u> a pump. He will <u>fetch</u> a pump to fix the tyre.</p>
---	------	---





THURSDAY ACTIVITY 2

	READ	Read the  and  words from Activity 1.
	WRITE	<ol style="list-style-type: none">Who likes to ride her bike? _____ likes to ride her bike.What does Jane hit her tyre on? She hits her tyre on _____.Who could help? Mandu could help _____.What will Mandu go and fetch? He will go and fetch _____.Why will he fetch a pump? He will fetch a pump to _____.

FRIDAY ACTIVITY 1

	READ	Read all the  and  words again.
	READ	Read the story from Thursday Activity 1.

FRIDAY ACTIVITY 2

	READ	Read all the  and  words again.
	WRITE	Write the sentences in your book. Fix the mistakes. <ol style="list-style-type: none">she likes to ride her bike with manduher tyre is flathow will she get back

HOME LANGUAGE WORKSHEET






ENGLISH GRADE 2 TERM 1

WEEK 8

MONDAY ACTIVITY 1




	LOOK & SAY	laugh	home	hiding	found	where
	SOUND OUT	find	catch	tricky	very	
		fetch	real	street	proud	
	READ	I am hiding. Can you <u>find</u> me? Am I hiding by the <u>street</u> ? No I am not. Am I hiding by the dog? No I am not. I am hiding in a <u>tricky</u> spot. I am hiding in a <u>very tricky</u> spot. Where am I hiding? I must not laugh. I must not laugh or you will <u>find</u> me. You will <u>find</u> me and <u>catch</u> me. I am <u>proud</u> of my <u>tricky</u> hiding spot!				
	WRITE	Write the  and  words in your dictionary.				

MONDAY ACTIVITY 2





	READ	Read the  and  words from Activity 1.
	READ	I will go home. I will go home to <u>find</u> you. I will go home. I will go home to <u>catch</u> you. You are hiding. Where are you hiding? I will <u>find</u> you! Where are you hiding? I will <u>catch</u> you! You will laugh. You will laugh and I will <u>find</u> you. You will laugh and I will <u>catch</u> you. I found you! I found you hiding. I found you hiding in a <u>tricky</u> spot.
	WRITE	Write a sentence with: tricky Write a question with: where

TUESDAY ACTIVITY 1




	LOOK & SAY	laugh	home	hiding	found	where
---	------------	-------	------	--------	-------	-------


	SOUND OUT	key	donkey	turkey	valley
		donkey	key	valley	turkey
	READ	I found a <u>donkey</u> . I found a <u>turkey</u> . I found a <u>donkey</u> and a <u>turkey</u> . Where did you find the <u>donkey</u> ? Where did you find the <u>turkey</u> ? I found the <u>donkey</u> in the <u>valley</u> . I found the <u>donkey</u> hiding in the <u>valley</u> . I found the <u>turkey</u> in the <u>valley</u> . I found the <u>turkey</u> hiding in the <u>valley</u> . I found the <u>donkey</u> and the <u>turkey</u> hiding in the <u>valley</u> .			
	WRITE	1. What did I find? I found a _____ and a _____. 2. Where did I find them? I found them in the _____.			

TUESDAY ACTIVITY 2







	READ	Read the  and  words from Activity 1.
	WRITE	Write a sentence with: key Write a question with: donkey

WEDNESDAY ACTIVITY 1



	LOOK & SAY	laugh	home	hiding	found	where
	SOUND OUT	cage	rage	page	sage	
		age	stage	wage	engage	
	READ	I see a <u>cage</u> . Where is the <u>cage</u> ? The <u>cage</u> is on the <u>stage</u> . I will hide. I will hide in the <u>cage</u> . I will hide in the <u>cage</u> on the <u>stage</u> . I will not laugh. I will not laugh in the <u>cage</u> . I will not laugh in the <u>cage</u> on the <u>stage</u> . I will not get in a <u>rage</u> . I will not get in a <u>rage</u> in the <u>cage</u> . I will not get in a <u>rage</u> in the <u>cage</u> on the <u>stage</u> . You will not find me hiding in the <u>cage</u> on the <u>stage</u> !				


	WRITE	<p>1. What do I see? I see a _____.</p> <p>2. Where is the cage? The cage is on the _____.</p>
---	--------------	--

WEDNESDAY ACTIVITY 2





	READ	Read the  and  words from Activity 1.
	WRITE	Write the  words and  words in your dictionary. Write a sentence with: page Write a question with: home

THURSDAY ACTIVITY 1





	LOOK & SAY	laugh	home	hiding	found	where
	SOUND OUT	rage	cage	key	donkey	
		valley	turkey	page	age	

	READ	<div data-bbox="406 1086 1029 1803" data-label="Image"> </div> <p>Siviwe likes to hide. Where is Siviwe hiding? Is he hiding in the <u>cage</u>? No he is not. Is he hiding in the <u>valley</u>? No he is not. Is he hiding by the <u>turkey</u>? No he is not. Is he hiding at home? No he is not. Where is he hiding? We cannot find him. Is he hiding in the drum? Yes he is.</p> <p>He was hiding in the drum. We found him. We found Siviwe!</p>
---	-------------	--





THURSDAY ACTIVITY 2

	READ	Read the  and  words from Activity 1.
	WRITE	<ol style="list-style-type: none">Who likes to hide? _____ likes to hide.Where was the first place we thought he was hiding? Firstly we thought he was hiding in the _____.Where was the second place we thought he was hiding? Secondly we thought he was hiding in the _____.Where was the third place we thought he was hiding? Thirdly we thought he was hiding by the _____.Where was Siviwe hiding? He was hiding in the _____.

FRIDAY ACTIVITY 1

	READ	Read all the  and  words again.
	READ	Read the story from Thursday Activity 1.

FRIDAY ACTIVITY 2


	READ	Read all the  and  words again.
	WRITE	Write the sentences in your book. Fix the mistakes. <ol style="list-style-type: none">where is siviwe hidingis he hiding in the drumwe found siviwe

HOME LANGUAGE WORKSHEET






ENGLISH GRADE 2 TERM 1

WEEK 9



MONDAY ACTIVITY 1



	LOOK & SAY	together	please	buy	half	work
	SOUND OUT	greedy	kind	key	very	
		catch	strong	swim	hike	
	READ	I am <u>strong</u> . I am <u>very strong</u> . Are you <u>strong</u> ? Are you <u>very strong</u> ? I am <u>kind</u> . I am <u>very kind</u> . Are you <u>kind</u> ? Are you <u>very kind</u> ? I am not <u>greedy</u> . I am not <u>very greedy</u> . Are you <u>greedy</u> ? Are you <u>very greedy</u> ? I like to <u>swim</u> . Do you like to <u>swim</u> ? I like to <u>hike</u> . Do you like to <u>hike</u> ?				
	WRITE	Write the  and  words in your dictionary.				

MONDAY ACTIVITY 2





	READ	Read the  and  words from Activity 1.				
	READ	I like to play. I do not like to work. I like to <u>swim</u> . I do not like to work. I like to <u>hike</u> . I do not like to work. I like to play and <u>swim</u> and <u>hike</u> but I do not like to work. Do you like to play? Do you like to <u>swim</u> ? Do you like to <u>hike</u> ? Do you like to work?				
	WRITE	Write a sentence with: catch Write a question with: please				

TUESDAY ACTIVITY 1





	LOOK & SAY	together	please	buy	half	work
	SOUND OUT	fight	bike	string	find	
		eat	steal	crime	meat	

	READ	<p>I want to <u>eat</u>. I want to <u>eat</u> the <u>meat</u>. Could I <u>steal</u> the <u>meat</u>? Could I <u>steal</u> the <u>meat</u> that I want to <u>eat</u>? No, it is a <u>crime</u>. It is a <u>crime</u> to <u>steal</u>. It is a <u>crime</u> to <u>steal</u> the <u>meat</u>. You must buy the <u>meat</u>. You must buy the <u>meat</u> that you want to <u>eat</u>. Please do not <u>steal</u>! Please do not <u>steal</u> the <u>meat</u>!</p>
	WRITE	<p>1. What do I want to eat? I want to eat the _____.</p> <p>2. What is a crime? It is a crime to _____.</p>







TUESDAY ACTIVITY 2

	READ	Read the  and  words from Activity 1.
	WRITE	Write a sentence with: crime Write a question with: work



WEDNESDAY ACTIVITY 1



	LOOK & SAY	together	please	buy	half	work
	SOUND OUT	fright	smelly	tiger	light	
		prank	cage	fetch	scream	
	READ	<p>I will play a <u>prank</u>. I will play a <u>prank</u> on mom. I will buy the <u>tiger</u>. I will buy the <u>tiger</u> in the <u>cage</u>. The <u>tiger</u> is <u>smelly</u>. My mom will see the <u>tiger</u>. She will see the <u>smelly</u> <u>tiger</u>. Mom will get a <u>fright</u>. She will get a big <u>fright</u>. Mom will <u>scream</u>. I will laugh. I will laugh when mom gets a <u>fright</u>. I will laugh when mom <u>screams</u>!</p>				
	WRITE	<p>1. Who will I play a prank on? I will play a prank on _____.</p> <p>2. What will I buy? I will buy the _____.</p>				

WEDNESDAY ACTIVITY 2





	READ	Read the  and  words from Activity 1.
	WRITE	Write the  words and  words in your dictionary. Write a sentence with: fright Write a question with: buy

THURSDAY ACTIVITY 1





	LOOK & SAY	together	please	buy	half	work
	SOUND OUT	ride	street	bike	proud	
		very	find	page	stretch	

	READ	 <p>Marie wants a <u>bike</u>. She wants to <u>ride</u> with Busi. Busi has a <u>bike</u>. "Please can you buy me a <u>bike</u> dad?" Marie asks. "I will pay half." Dad says. Marie will work. She will work to buy the <u>bike</u>. She wants to <u>ride</u> her <u>bike</u>. She wants to ride her <u>bike</u> in the <u>street</u> with Busi. Marie has enough to buy the <u>bike</u>! Marie is very <u>proud</u> that she has enough. She can <u>ride</u> together with Busi.</p>	<p>Marie wants a <u>bike</u>. She wants to <u>ride</u> with Busi. Busi has a <u>bike</u>. "Please can you buy me a <u>bike</u> dad?" Marie asks. "I will pay half." Dad says. Marie</p>
---	------	---	---





THURSDAY ACTIVITY 2

	READ	Read the  and  words from Activity 1.
	WRITE	<ol style="list-style-type: none">Who wants a bike? _____ wants a bike.Who has a bike? _____ has a bike.How much will dad pay? Dad will pay _____.What will Marie do to buy the bike? Marie will _____ to buy the bike.How does Marie feel that she has enough to buy the bike? Marie feels _____ that she has enough to buy the bike.

FRIDAY ACTIVITY 1

	READ	Read all the  and  words again.
	READ	Read the story from Thursday Activity 1.

FRIDAY ACTIVITY 2







	READ	Read all the  and  words again.
	WRITE	Write the sentences in your book. Fix the mistakes. <ol style="list-style-type: none">she wants to ride with busiplease can you buy me a bike dad marie asksmarie has enough to buy the bike

HOME LANGUAGE WORKSHEET






ENGLISH GRADE 2 TERM 1

WEEK 10



MONDAY ACTIVITY 1



	LOOK & SAY	share	story	barn	lazy	candle
	SOUND OUT	prick	donkey	bite	fight	
		right	fetch	rage	night	
	READ	I will <u>prick</u> the <u>donkey</u> . I will <u>prick</u> the <u>donkey</u> with a pin. I will <u>fetch</u> the pin. I will <u>fetch</u> the pin to <u>prick</u> the <u>donkey</u> . The <u>donkey</u> is in the barn. It is not <u>right</u> ! It is not <u>right</u> to <u>prick</u> the <u>donkey</u> . It is not <u>right</u> to <u>prick</u> the <u>donkey</u> with a pin. The <u>donkey</u> will <u>bite</u> you. The <u>donkey</u> will <u>bite</u> you if you <u>prick</u> it with a pin!				
	WRITE	Write the  and  words in your dictionary.				

MONDAY ACTIVITY 2





	READ	Read the  and  words from Activity 1.				
	READ	Please do not <u>fight</u> . Please do not <u>fight</u> at <u>night</u> . It is not <u>right</u> . It is not <u>right</u> to <u>fight</u> at <u>night</u> . Do not get into a <u>rage</u> . Do not get into a <u>rage</u> at <u>night</u> . It is not <u>right</u> . It is not <u>right</u> to get into a <u>rage</u> . It is not <u>right</u> to get into a <u>rage</u> at <u>night</u> .				
	WRITE	Write a sentence with: fight Write a question with: story				

TUESDAY ACTIVITY 1





	LOOK & SAY	share	story	barn	lazy	candle
	SOUND OUT	swop	swing	bike	kite	
		steal	greedy	prank	kind	

	READ	Will you be <u>kind</u> ? Will you be <u>kind</u> and share? Will you be <u>kind</u> and share your <u>kite</u> ? Will you be <u>kind</u> and share your <u>kite</u> with me. I have a <u>kite</u> . We can <u>swop</u> . You must not be <u>greedy</u> . You must not be <u>greedy</u> , you must share. I will not <u>steal</u> your <u>kite</u> . I will not play a <u>prank</u> and <u>steal</u> your <u>kite</u> .
	WRITE	1. What do I want you to share with me? I want you to share your _____ with me. 2. Will I steal your kite? Yes/No, I will/ will not steal your kite.







TUESDAY ACTIVITY 2

	READ	Read the  and  words from Activity 1.
	WRITE	Write a sentence with: swop Write a question with: lazy



WEDNESDAY ACTIVITY 1



	LOOK & SAY	share	story	barn	lazy	candle
	SOUND OUT	donkey	turkey	tiger	bite	
	READ	Is the <u>donkey</u> in the barn? Yes, the <u>donkey</u> is in the barn. Is the <u>turkey</u> in the barn? Yes, the <u>turkey</u> is in the barn. Is the <u>tiger</u> in the barn? No, the <u>tiger</u> is not in the barn. The <u>tiger</u> will <u>bite</u> the <u>donkey</u> . The <u>tiger</u> will <u>bite</u> the <u>turkey</u> . It will be <u>very</u> bad if the <u>tiger</u> is in the barn!				
	WRITE	1. Who is in the barn? The _____ and _____ are in the barn. 2. What will the tiger do to the donkey and the turkey? The tiger will _____ the donkey and the turkey.				

WEDNESDAY ACTIVITY 2

	READ	Read the  and  words from Activity 1.
	WRITE	Write the  words and  words in your dictionary. Write a sentence with: meal Write a question with: barn


THURSDAY ACTIVITY 1

	LOOK & SAY	share	story	barn	lazy	candle
	SOUND OUT	bright	read	light	proud	
		night	page	seat	scream	





	READ	 <p>Let me share a story. In the story we see a boy. We think he is lazy. Is he lazy? He sits. He sits and <u>reads</u>. He sits and plans. He sits and <u>reads</u> and plans. He thinks. He thinks of an idea. He can <u>light</u> a candle. He can <u>light</u> a <u>bright</u> candle. He can <u>light</u> a <u>bright</u> candle in the barn. He is not lazy. He plans and thinks of ideas!</p>	<p>Let me share a story. In the story we see a boy. We think he is lazy. Is he lazy? He sits. He sits and</p>
---	------	---	---

THURSDAY ACTIVITY 2





	READ	Read the  and  words from Activity 1.
---	------	---

	<p>WRITE</p>	<ol style="list-style-type: none"> 1. Who do we see in the story? We see a _____ in the story. 2. What do we think? We think _____. 3. What does he sit and do? He sits and _____ and _____. 4. What can he light? He can light a _____. 5. Is the boy lazy? Yes/ No, the boy is/is not lazy.
---	---------------------	--

FRIDAY ACTIVITY 1

	<p>READ</p>	<p>Read all the  and  words again.</p>
	<p>READ</p>	<p>Read the story from Thursday Activity 1.</p>

FRIDAY ACTIVITY 2







	<p>READ</p>	<p>Read all the  and  words again.</p>
	<p>WRITE</p>	<p>Write the sentences in your book. Fix the mistakes.</p> <ol style="list-style-type: none"> 1. is he lazy 2. he is not lazy 3. he plans and thinks of ideas

HOME LANGUAGE WORKSHEET






ENGLISH GRADE 3 TERM 1

WEEK 3




MONDAY ACTIVITY 1


	LOOK & SAY	busy	everyone	worst	ever	birthday
	SOUND OUT	sad	mad	fun	not	
		sit	think	wish	chat	
	READ	I am <u>sad</u> . I am <u>mad</u> . I am <u>sad</u> and I am <u>mad</u> . I <u>sit</u> . I <u>think</u> . I <u>sit</u> and <u>think</u> . I <u>sit</u> and <u>think</u> and I am <u>mad</u> and I am <u>sad</u> .				
	WRITE	Write the  and  words in your dictionary.				

MONDAY ACTIVITY 2





	READ	Read the  and  words from Activity 1.
	READ	Can we <u>sit</u> ? Can we <u>chat</u> ? Can we <u>sit</u> and <u>chat</u> ? It will be <u>fun</u> . It will be <u>fun</u> to <u>sit</u> and <u>chat</u> . I <u>think</u> it will be <u>fun</u> to <u>sit</u> and <u>chat</u> .
	WRITE	Write a sentence with: sad Write a question with: fun

TUESDAY ACTIVITY 1





	LOOK & SAY	busy	everyone	worst	ever	birthday
	SOUND OUT	pray	prank	prick	preen	
		press	proud			
	READ	I am not <u>proud</u> . I am not <u>proud</u> of the <u>prank</u> . It is the worst. It is the worst <u>prank</u> . It is the worst <u>prank</u> ever. Are you <u>proud</u> ? Are you <u>proud</u> of the <u>prank</u> ? Everyone is mad. Everyone is sad. It was not fun. It was not fun to see everyone sad. It was not fun to see everyone mad.				

	WRITE	1. How does everyone feel? Everyone is _____ and _____. 2. What was not fun? It was not fun to _____.
---	--------------	--







TUESDAY ACTIVITY 2

	READ	Read the  and  words from Activity 1.
	WRITE	Write a sentence with: pray Write a question with: birthday



WEDNESDAY ACTIVITY 1

	LOOK & SAY	busy	everyone	worst	ever	birthday
	SOUND OUT	light	sight	fight	night	
	READ	I see. I see a <u>light</u> . I see a <u>bright light</u> . Can you see the <u>light</u> ? Can you see the <u>bright light</u> ? It is a <u>sight</u> . It is a <u>sight</u> to see the <u>bright light</u> . It is a <u>sight</u> to see the <u>bright light</u> at <u>night</u> . It is not <u>right</u> . It is not <u>right</u> to <u>fight</u> . It is not <u>right</u> to <u>fight</u> in the <u>night</u> .				
	WRITE	1. What can I see? I can see a ____. 2. What is not right? It is not right to ____.				

WEDNESDAY ACTIVITY 2

	READ	Read the  and  words from Activity 1.
	WRITE	Write the  words and  words in your dictionary. Write a sentence with: light Write a question with: busy

THURSDAY ACTIVITY 1

	LOOK & SAY	busy	everyone	wors	ever	birthday
	SOUND OUT	proud	prick	pray	press	
		right	fight	sight	night	



READ



Mandla is sad.
Mandla is mad.
Mom is busy. Dad is busy.
Everyone is busy.
This is the worst


birthday ever! It is not right. It is not right to be busy. It is not right to be busy on my birthday. It is not right for mom to be busy. It is not right for dad to be busy. It is not right for everyone to be busy on my birthday. This is the worst birthday ever!

THURSDAY ACTIVITY 2







READ





Read the  and  words from Activity 1.

	<p>WRITE</p>	<ol style="list-style-type: none"> 1. Who is sad? _____ is sad. 2. Why is Mandla sad? He is sad because _____. 3. What is not right? It is not right for _____. 4. Who is busy? _____ is busy. 5. What kind of birthday is this? This is the _____ birthday.
---	---------------------	---

FRIDAY ACTIVITY 1

	<p>READ</p>	<p>Read all the  and  words again.</p>
	<p>READ</p>	<p>Read the story from Thursday Activity 1.</p>

FRIDAY ACTIVITY 2







	<p>READ</p>	<p>Read all the  and  words again.</p>
	<p>WRITE</p>	<p>Write the sentences in your book. Fix the mistakes.</p> <ol style="list-style-type: none"> 1. mandla is sad on his birthday 2. is it right for everyone to be busy 3. this is the worst birthday ever

HOME LANGUAGE WORKSHEET






ENGLISH GRADE 2 TERM 1

WEEK 4



MONDAY ACTIVITY 1


	LOOK & SAY	ideas	many	thought	party	what
	SOUND OUT	right	tight	night	high	
		prick	proud	prank	press	
	READ	I was <u>right</u> . I thought I was <u>right</u> . I thought I was <u>right</u> at <u>night</u> . I was <u>proud</u> . I was <u>proud</u> that I was <u>right</u> . I was <u>proud</u> that I thought that I was <u>right</u> . I was <u>proud</u> that I thought that I was <u>right</u> at <u>night</u> .				
	WRITE	Write the  and  words in your dictionary.				


MONDAY ACTIVITY 2

	READ	Read the  and  words from Activity 1.				
	READ	I have so many ideas. I have so many ideas at <u>night</u> . I have so many bright ideas at <u>night</u> . I am proud. I am <u>proud</u> of my thoughts. I am <u>proud</u> of my thoughts at <u>night</u> . I am <u>proud</u> of my bright thoughts at <u>night</u> .				
	WRITE	Write a sentence with: high Write a question with: party				

TUESDAY ACTIVITY 1


	LOOK & SAY	ideas	many	thought	party	what
	SOUND OUT	swing	swim	swop	swam	
		swop	sway			

	READ	I will <u>swim</u> . I will <u>swim</u> at the party. I will <u>swing</u> . I will <u>swim</u> at the party. I will <u>swim</u> and I will <u>swing</u> . I will <u>swim</u> and I will <u>swing</u> at the party. I will <u>sway</u> . I will <u>sway</u> at the party. I will <u>swing</u> and <u>swim</u> and <u>sway</u> at the party!
---	------	--

	WRITE	1. What will I do? I will _____ and _____ and _____. 2. Where will I swim and swing and sway? I will swim and swing and sway at the _____.
---	-------	---


TUESDAY ACTIVITY 2


	READ	Read the  and  words from Activity 1.
---	------	---

	WRITE	Write a sentence with: swim Write a question with: party
---	-------	---

WEDNESDAY ACTIVITY 1




	LOOK & SAY	ideas	many	thought	party	what
	SOUND OUT	slime	bike	bite	kite	
		hike	crime			

	READ	I will ride. I will ride my <u>bike</u> . I will ride my <u>bike</u> to the party. I will <u>bite</u> . I will <u>bite</u> the <u>slime</u> . I will <u>bite</u> the <u>slime</u> at the party. You must not. You must not <u>bite</u> . You must not <u>bite</u> the <u>slime</u> at the party. You can <u>swim</u> . You can <u>swim</u> and <u>swing</u> . You can <u>swim</u> and <u>swing</u> at the party.
---	------	--



	WRITE	1. What will I ride? I will ride my _____. 2. What will I bite at the party? I will bite _____ at the party.
---	-------	---



WEDNESDAY ACTIVITY 2

	READ	Read the  and  words from Activity 1.
---	------	---

	WRITE	Write the  words and  words in your dictionary. Write a sentence with: kite Write a question with: hike
---	--------------	--


THURSDAY ACTIVITY 1

	LOOK & SAY	ideas	many	thought	party	what
	SOUND OUT	bite	slime	swim	kite	
		swing	swop	bike	swam	





	READ	<div style="display: flex; align-items: center;">  <div style="margin-left: 20px;"> <p>Zanele has many ideas. Zanele has many thoughts. Zanele has many ideas and thought for a party. What party will she have? What party will she like? Will she have a <u>kite</u> party? No she will not. Will she have a <u>slime</u> party? No she will not. Will she have a bike party? No she will not. What party will she have? What party will she like?</p> </div> </div>
---	-------------	---

THURSDAY ACTIVITY 2





	READ	Read the  and  words from Activity 1.
---	-------------	---

	<p>WRITE</p>	<p>1. Who has many ideas? _____ has many ideas.</p> <p>2. What does Zanele have many thoughts and ideas about? She has many thoughts and ideas about _____.</p> <p>3. Will she have a kite party? Yes/No, she will/ will not have a kite party.</p> <p>4. Will she have a slime party? Yes/No, she will/ will not have a slime party.</p> <p>5. Will she have a bike party? Yes/No, she will/ will not have a bike party.</p>
---	---------------------	--

FRIDAY ACTIVITY 1

	<p>READ</p>	<p>Read all the  and  words again.</p>
	<p>READ</p>	<p>Read the story from Thursday Activity 1.</p>

FRIDAY ACTIVITY 2







	<p>READ</p>	<p>Read all the  and  words again.</p>
	<p>WRITE</p>	<p>Write the sentences in your book. Fix the mistakes.</p> <ol style="list-style-type: none"> 1. zanele has many ideas 2. will she have a kite party 3. what party will she like

HOME LANGUAGE WORKSHEET






ENGLISH GRADE 2 TERM 1

WEEK 5



MONDAY ACTIVITY 1


	LOOK & SAY	good	drove	wish	different	enough
	SOUND OUT	right	night	swop	sway	
		prick	proud	hike	crime	
	READ	I will <u>hike</u> . I like to <u>hike</u> . Do you like to <u>hike</u> ? It is good. It is good to <u>hike</u> . I <u>hike</u> at <u>night</u> . Is it good? Is it good to <u>hike</u> at <u>night</u> ? Is it <u>right</u> ? Is it <u>right</u> to <u>hike</u> at <u>night</u> ? It is not good. It is not good to <u>hike</u> at <u>night</u> . It is not <u>right</u> . It is not <u>right</u> to <u>hike</u> at <u>night</u> .				
	WRITE	Write the  and  words in your dictionary.				


MONDAY ACTIVITY 2

	READ	Read the  and  words from Activity 1.				
	READ	I will <u>prick</u> my mom. I will <u>prick</u> my mom with a pin. Is it good? Is it good to <u>prick</u> my mom? Is it good to <u>prick</u> my mom with a pin? No, it is not good! It is not good to <u>prick</u> my mom with a pin! Is it <u>right</u> ? Is it <u>right</u> to <u>prick</u> my mom? Is it <u>right</u> to <u>prick</u> my mom with a pin? No, it is not <u>right</u> ! It is not <u>right</u> to <u>prick</u> my mom with a pin!				
	WRITE	Write a sentence with: swop Write a question with: drove				

TUESDAY ACTIVITY 1


	LOOK & SAY	good	drove	wish	different	enough
	SOUND OUT	string	strain	strong	stray	
		stripe	street			

	READ	I see a dog. I see a <u>stray</u> dog. I see a <u>stray</u> dog on the <u>street</u> . I will get a <u>string</u> . I will get a <u>strong string</u> . I will get a <u>strong string</u> to help the dog. I will get a <u>strong string</u> to help the <u>stray</u> dog. He has a <u>stripe</u> . He has a <u>stripe</u> on his back. He is good. He is good dog.
---	-------------	---


	WRITE	1. What do I see? I see a ____. 2. What will I get to help the dog? I will get a ____.
---	--------------	---


TUESDAY ACTIVITY 2


	READ	Read the  and  words from Activity 1.
---	-------------	---


	WRITE	Write a sentence with: strong Write a question with: wish
---	--------------	--

WEDNESDAY ACTIVITY 1







	LOOK & SAY	good	drove	wish	different	enough
---	-----------------------	------	-------	------	-----------	--------

	SOUND OUT	tiger	blind	kind	find
		kind	tiger	find	blind



	READ	I will <u>find</u> . I will <u>find</u> a <u>tiger</u> . I will <u>find</u> a <u>blind tiger</u> . The <u>blind tiger</u> is good. The <u>blind tiger</u> is <u>kind</u> . Is the <u>blind tiger</u> strong? Yes the <u>blind tiger</u> is strong. What will the <u>tiger</u> do? What will the <u>blind tiger</u> do? Will the <u>tiger</u> fight? Will the <u>blind tiger</u> fight? No, the <u>blind tiger</u> will not fight. The <u>blind tiger</u> is good and <u>kind</u> .
---	-------------	--


	WRITE	1. What will I find? I will find a ____. 2. Will the tiger fight? Yes/No, the tiger will/will not fight.
---	--------------	---

WEDNESDAY ACTIVITY 2

	READ	Read the  and  words from Activity 1.
	WRITE	Write the  words and  words in your dictionary. Write a sentence with: tiger Write a question with: find


THURSDAY ACTIVITY 1

	LOOK & SAY	good	drove	wish	different	enough			
	SOUND OUT	tiger		blind		kind		find	
		strong		street		stray		string	





	READ	<div data-bbox="399 873 1021 1612" data-label="Image"> </div> <p data-bbox="1037 862 1500 1680">Chuck is good. Chuck is <u>kind</u>. Chuck is <u>strong</u>. He is good and <u>kind</u> and <u>strong</u>. He is good and <u>kind</u> and <u>strong</u> but Chuck will wish. He will wish to be different. He thought he was not good enough. He was sad. He was sad as he drove on the <u>street</u>. He must not be sad! He must not wish to be different! He is good enough.</p>
---	------	---

THURSDAY ACTIVITY 2





	READ	Read the  and  words from Activity 1.
---	------	---

	<p>WRITE</p>	<ol style="list-style-type: none"> 1. Who is the story about? The story is about _____. 2. What does Chuck wish to be? Chuck wishes to be _____. 3. How did chuck feel as he drove on the street? Chuck felt _____ as he drove on the street. 4. What kind of truck is Chuck? Chuck is _____ and _____ and _____. 5. Is Chuck good enough? Yes/No, he is/ is not good enough.
---	---------------------	--

FRIDAY ACTIVITY 1

	<p>READ</p>	<p>Read all the  and  words again.</p>
	<p>READ</p>	<p>Read the story from Thursday Activity 1.</p>

FRIDAY ACTIVITY 2






	<p>READ</p>	<p>Read all the  and  words again.</p>
	<p>WRITE</p>	<p>Write the sentences in your book. Fix the mistakes.</p> <ol style="list-style-type: none"> 1. he must not wish to be different 2. he was sad as he drove on the street 3. he is good and kind and strong

HOME LANGUAGE WORKSHEET






ENGLISH GRADE 2 TERM 1

WEEK 6



MONDAY ACTIVITY 1


	LOOK & SAY	school	first	started	running	great
	SOUND OUT	strong	street	find	kind	
		proud	hike	bike	swim	
	READ	I am <u>strong</u> . I am <u>proud</u> . I am <u>kind</u> . I am <u>strong</u> and <u>proud</u> and <u>kind</u> . I like to be me. I like to <u>hike</u> . I like to <u>swim</u> . I like to ride my <u>bike</u> . I like to <u>hike</u> and <u>swim</u> and ride my <u>bike</u> . I like to be me. I am <u>proud</u> to be me. I think I am great!				
	WRITE	Write the  and  words in your dictionary.				


MONDAY ACTIVITY 2

	READ	Read the  and  words from Activity 1.
	READ	I ride my <u>bike</u> . I ride my <u>bike</u> to school. I ride my <u>bike</u> to school on the <u>street</u> . I think it is great. I think it is great to ride my <u>bike</u> . I think it is great to ride my <u>bike</u> to school. I think it is great to ride my <u>bike</u> to school on the <u>street</u> . Do you think it is great? Do you think it is great to ride a <u>bike</u> ? Do you think it is great to ride a <u>bike</u> to school?
	WRITE	Write a sentence with: swim Write a question with: school

TUESDAY ACTIVITY 1


	LOOK & SAY	school	first	started	running	great
	SOUND OUT	eat	seat	meat	meal	
		steal	real			

	READ	I will <u>eat</u> . I will <u>eat</u> the <u>meat</u> . It is great. It is a great <u>meal</u> . It is a great <u>meal</u> to <u>eat</u> the <u>meat</u> . I will sit. I will sit on the <u>seat</u> . I will sit on the <u>seat</u> and <u>eat</u> . I will sit on the <u>seat</u> and <u>eat</u> the <u>meat</u> . I will <u>eat</u> enough. I will <u>eat</u> enough <u>meat</u> .
---	------	---



	WRITE	1. What will I eat? I will eat the _____. 2. Where will I sit? I will sit on the _____.
---	-------	--


TUESDAY ACTIVITY 2


	READ	Read the  and  words from Activity 1.
---	------	---

	WRITE	Write a sentence with: steal Write a question with: real
---	-------	---

WEDNESDAY ACTIVITY 1




	LOOK & SAY	school	first	started	running	great
	SOUND OUT	scrap	scream	screen	scrape	
		scram				

	READ	I <u>scream</u> . I <u>scream</u> at school. Do you <u>scream</u> ? Do you <u>scream</u> at school? Is it good? Is it good to <u>scream</u> ? Is it good to <u>scream</u> at school? No it is not good. It is not good to <u>scream</u> at school. I will not <u>scream</u> . I will not <u>scream</u> at school. I will sit in my seat and I will not <u>scream</u> .
---	------	--

	WRITE	1. Where do I scream? I scream at _____. 2. Is it good to scream at school? Yes/No, it is/is not good to scream at school.
---	-------	---



WEDNESDAY ACTIVITY 2



	READ	Read the  and  words from Activity 1.
---	------	---

	WRITE	Write the  words and  words in your dictionary. Write a
---	-------	---





sentence with: scrape
Write a question with: first

THURSDAY ACTIVITY 1





	LOOK & SAY	school	first	started	running	great			
	SOUND OUT	seat		eat		real		dream	
		screen		scrap		scrape		scream	

	READ	 <p>Haile is great. He is great at running. He first started running to school. He was great at running to school. Haile had a <u>dream</u>. He had a <u>dream</u> to run. He had a <u>dream</u> to be the best. He had a <u>dream</u> to be the best at running. He will fight. He will fight to reach his <u>dream</u>! He will fight to reach his <u>dream</u> to be the best at running.</p>
---	------	---





THURSDAY ACTIVITY 2

	READ	Read the  and  words from Activity 1.
	WRITE	<ol style="list-style-type: none">Who is great? _____ is great.What is Haile great at? Haile is great at _____.Where did he first start running to? He started running to _____.What did he want to be the best at? He wanted to be the best at _____.What will he do to reach his dream? He will _____ to reach his dream.

FRIDAY ACTIVITY 1

	READ	Read all the  and  words again.
	READ	Read the story from Thursday Activity 1.

FRIDAY ACTIVITY 2







	READ	Read all the  and  words again.
	WRITE	Write the sentences in your book. Fix the mistakes. <ol style="list-style-type: none">haile had a dreamhe had a dream to runhe will fight to reach his dream

HOME LANGUAGE WORKSHEET






ENGLISH GRADE 2 TERM 1

WEEK 7



MONDAY ACTIVITY 1


	LOOK & SAY	how	tyre	have	want	could
	SOUND OUT	swing	proud	strong	scream	
		real	kind	bike	night	
	READ	Can you ride? Can you ride a <u>bike</u> ? Can you ride a <u>bike</u> at <u>night</u> ? I want to ride a <u>bike</u> . I want to ride a <u>bike</u> at <u>night</u> . How do you ride a <u>bike</u> ? How do you ride a <u>bike</u> at <u>night</u> ? Could you teach me? Could you teach me to ride a <u>bike</u> at <u>night</u> ?				
	WRITE	Write the  and  words in your dictionary.				


MONDAY ACTIVITY 2

	READ	Read the  and  words from Activity 1.				
	READ	Have you seen my <u>bike</u> ? I have lost it. I lost it at <u>night</u> . I lost my <u>bike</u> at <u>night</u> . Could you be <u>kind</u> ? Could you be <u>kind</u> and help me? Could you be <u>kind</u> and help me find my <u>bike</u> ? How will we find it? How will we find the <u>bike</u> ? How will we find the <u>bike</u> that I lost at <u>night</u> ?				
	WRITE	Write a sentence with: scream Write a question with: how				

TUESDAY ACTIVITY 1


	LOOK & SAY	how	tyre	have	want	could
	SOUND OUT	catch	hatch	match	fetch	
		stretch	switch	thatch	witch	

	READ	<p>I will <u>fetch</u>. I will <u>fetch</u> the <u>match</u>. I want to <u>fetch</u> the <u>match</u>. How will you <u>fetch</u>? How will you <u>fetch</u> the <u>match</u>? It is by the <u>witch</u>. The <u>match</u> is by the <u>witch</u>. The <u>match</u> is by the <u>witch</u> in the <u>thatch</u> hut. How will <u>fetch</u> the <u>match</u> by the <u>witch</u> in the <u>thatch</u> hut?</p>
---	-------------	--


	WRITE	<p>1. What do I want to fetch? I want to fetch the _____.</p> <p>2. Where is the match? It is by the _____ in the _____ hut.</p>
---	--------------	--


TUESDAY ACTIVITY 2


	READ	<p>Read the  and  words from Activity 1.</p>
---	-------------	--


	WRITE	<p>Write a sentence with: catch Write a question with: want</p>
---	--------------	--

WEDNESDAY ACTIVITY 1

	LOOK & SAY	how	tyre	have	want	could
---	-----------------------	-----	------	------	------	-------

	SOUND OUT	fishy	meaty	smelly	tricky
		greedy	badly	dusty	very

	READ	<p>Have you seen the <u>fishy</u> fish? The <u>fishy</u> fish is <u>smelly</u>. The <u>fishy</u> fish is <u>very smelly</u>. The <u>fishy</u> fish is <u>greedy</u>. The <u>fishy</u> fish is <u>very greedy</u>. The <u>fishy</u> fish is <u>tricky</u>. The <u>fishy</u> fish is <u>very tricky</u>. The <u>fishy</u> fish is <u>very smelly</u> and <u>greedy</u> and <u>tricky</u>. How can the <u>fishy</u> fish be <u>smelly</u> and <u>greedy</u> and <u>tricky</u>?</p>
---	-------------	---


	WRITE	<p>1. Who is the story about? The story is about the _____.</p> <p>2. What kind of fish is the fishy fish? The fishy fish is very _____ and _____ and _____.</p>
---	--------------	--

WEDNESDAY ACTIVITY 2





	READ	Read the and words from Activity 1.
	WRITE	Write the words and words in your dictionary. Write a sentence with: dusty Write a question with: smelly

THURSDAY ACTIVITY 1





	LOOK & SAY	how	tyre	have	want	could			
	SOUND OUT	very		badly		dusty		tricky	
		fetch		catch		match		stretch	

	READ	 <p>Jane likes to ride her bike. She likes to ride her bike with Mandu. Jane hits her tyre. She hits her tyre on a rock. Her tyre is flat! How will she get back? It will be <u>tricky</u> to get back. It will be <u>very tricky</u> to get back with a flat tyre. Mandu could help. Mandu will go and <u>fetch</u> a pump. He will <u>fetch</u> a pump to fix the tyre.</p>
--	------	---





THURSDAY ACTIVITY 2

	READ	Read the  and  words from Activity 1.
	WRITE	<ol style="list-style-type: none">Who likes to ride her bike? _____ likes to ride her bike.What does Jane hit her tyre on? She hits her tyre on _____.Who could help? Mandu could help _____.What will Mandu go and fetch? He will go and fetch _____.Why will he fetch a pump? He will fetch a pump to _____.

FRIDAY ACTIVITY 1

	READ	Read all the  and  words again.
	READ	Read the story from Thursday Activity 1.

FRIDAY ACTIVITY 2

	READ	Read all the  and  words again.
	WRITE	Write the sentences in your book. Fix the mistakes. <ol style="list-style-type: none">she likes to ride her bike with manduher tyre is flathow will she get back

HOME LANGUAGE WORKSHEET






ENGLISH GRADE 2 TERM 1

WEEK 8

MONDAY ACTIVITY 1




	LOOK & SAY	laugh	home	hiding	found	where
	SOUND OUT	find	catch	tricky	very	
		fetch	real	street	proud	
	READ	I am hiding. Can you <u>find</u> me? Am I hiding by the <u>street</u> ? No I am not. Am I hiding by the dog? No I am not. I am hiding in a <u>tricky</u> spot. I am hiding in a <u>very tricky</u> spot. Where am I hiding? I must not laugh. I must not laugh or you will <u>find</u> me. You will <u>find</u> me and <u>catch</u> me. I am <u>proud</u> of my <u>tricky</u> hiding spot!				
	WRITE	Write the  and  words in your dictionary.				

MONDAY ACTIVITY 2





	READ	Read the  and  words from Activity 1.				
	READ	I will go home. I will go home to <u>find</u> you. I will go home. I will go home to <u>catch</u> you. You are hiding. Where are you hiding? I will <u>find</u> you! Where are you hiding? I will <u>catch</u> you! You will laugh. You will laugh and I will <u>find</u> you. You will laugh and I will <u>catch</u> you. I found you! I found you hiding. I found you hiding in a <u>tricky</u> spot.				
	WRITE	Write a sentence with: tricky Write a question with: where				

TUESDAY ACTIVITY 1




	LOOK & SAY	laugh	home	hiding	found	where
---	------------	-------	------	--------	-------	-------


	SOUND OUT	key	donkey	turkey	valley
		donkey	key	valley	turkey
	READ	I found a <u>donkey</u> . I found a <u>turkey</u> . I found a <u>donkey</u> and a <u>turkey</u> . Where did you find the <u>donkey</u> ? Where did you find the <u>turkey</u> ? I found the <u>donkey</u> in the <u>valley</u> . I found the <u>donkey</u> hiding in the <u>valley</u> . I found the <u>turkey</u> in the <u>valley</u> . I found the <u>turkey</u> hiding in the <u>valley</u> . I found the <u>donkey</u> and the <u>turkey</u> hiding in the <u>valley</u> .			
	WRITE	1. What did I find? I found a _____ and a _____. 2. Where did I find them? I found them in the _____.			

TUESDAY ACTIVITY 2







	READ	Read the  and  words from Activity 1.
	WRITE	Write a sentence with: key Write a question with: donkey

WEDNESDAY ACTIVITY 1



	LOOK & SAY	laugh	home	hiding	found	where
	SOUND OUT	cage	rage	page	sage	
		age	stage	wage	engage	
	READ	I see a <u>cage</u> . Where is the <u>cage</u> ? The <u>cage</u> is on the <u>stage</u> . I will hide. I will hide in the <u>cage</u> . I will hide in the <u>cage</u> on the <u>stage</u> . I will not laugh. I will not laugh in the <u>cage</u> . I will not laugh in the <u>cage</u> on the <u>stage</u> . I will not get in a <u>rage</u> . I will not get in a <u>rage</u> in the <u>cage</u> . I will not get in a <u>rage</u> in the <u>cage</u> on the <u>stage</u> . You will not find me hiding in the <u>cage</u> on the <u>stage</u> !				


	<p>WRITE</p>	<p>1. What do I see? I see a _____.</p> <p>2. Where is the cage? The cage is on the _____.</p>
---	---------------------	--

WEDNESDAY ACTIVITY 2





	<p>READ</p>	<p>Read the  and  words from Activity 1.</p>
	<p>WRITE</p>	<p>Write the  words and  words in your dictionary. Write a sentence with: page Write a question with: home</p>

THURSDAY ACTIVITY 1





	<p>LOOK & SAY</p>	<p>laugh</p>	<p>home</p>	<p>hiding</p>	<p>found</p>	<p>where</p>
	<p>SOUND OUT</p>	<p>rage</p>	<p>cage</p>	<p>key</p>	<p>donkey</p>	
		<p>valley</p>	<p>turkey</p>	<p>page</p>	<p>age</p>	

	<p>READ</p>	<div data-bbox="406 1086 1029 1780" data-label="Image"> </div> <p>Siviwe likes to hide. Where is Siviwe hiding? Is he hiding in the <u>cage</u>? No he is not. Is he hiding in the <u>valley</u>? No he is not. Is he hiding by the <u>turkey</u>? No he is not. Is he hiding at home? No he is not. Where is he hiding? We cannot find him. Is he hiding in the drum? Yes he is.</p> <p>He was hiding in the drum. We found him. We found Siviwe!</p>
---	--------------------	--





THURSDAY ACTIVITY 2

	READ	Read the  and  words from Activity 1.
	WRITE	<ol style="list-style-type: none">1. Who likes to hide? _____ likes to hide.2. Where was the first place we thought he was hiding? Firstly we thought he was hiding in the _____.3. Where was the second place we thought he was hiding? Secondly we thought he was hiding in the _____.4. Where was the third place we thought he was hiding? Thirdly we thought he was hiding by the _____.5. Where was Siviwe hiding? He was hiding in the _____.

FRIDAY ACTIVITY 1

	READ	Read all the  and  words again.
	READ	Read the story from Thursday Activity 1.

FRIDAY ACTIVITY 2


	READ	Read all the  and  words again.
	WRITE	Write the sentences in your book. Fix the mistakes. <ol style="list-style-type: none">1. where is siviwe hiding2. is he hiding in the drum3. we found siviwe

HOME LANGUAGE WORKSHEET






ENGLISH GRADE 2 TERM 1

WEEK 9



MONDAY ACTIVITY 1



	LOOK & SAY	together	please	buy	half	work
	SOUND OUT	greedy	kind	key	very	
		catch	strong	swim	hike	
	READ	I am <u>strong</u> . I am <u>very strong</u> . Are you <u>strong</u> ? Are you <u>very strong</u> ? I am <u>kind</u> . I am <u>very kind</u> . Are you <u>kind</u> ? Are you <u>very kind</u> ? I am not <u>greedy</u> . I am not <u>very greedy</u> . Are you <u>greedy</u> ? Are you <u>very greedy</u> ? I like to <u>swim</u> . Do you like to <u>swim</u> ? I like to <u>hike</u> . Do you like to <u>hike</u> ?				
	WRITE	Write the  and  words in your dictionary.				

MONDAY ACTIVITY 2





	READ	Read the  and  words from Activity 1.				
	READ	I like to play. I do not like to work. I like to <u>swim</u> . I do not like to work. I like to <u>hike</u> . I do not like to work. I like to play and <u>swim</u> and <u>hike</u> but I do not like to work. Do you like to play? Do you like to <u>swim</u> ? Do you like to <u>hike</u> ? Do you like to work?				
	WRITE	Write a sentence with: catch Write a question with: please				

TUESDAY ACTIVITY 1





	LOOK & SAY	together	please	buy	half	work
	SOUND OUT	fight	bike	string	find	
		eat	steal	crime	meat	

	READ	<p>I want to <u>eat</u>. I want to <u>eat</u> the <u>meat</u>. Could I <u>steal</u> the <u>meat</u>? Could I <u>steal</u> the <u>meat</u> that I want to <u>eat</u>? No, it is a <u>crime</u>. It is a <u>crime</u> to <u>steal</u>. It is a <u>crime</u> to <u>steal</u> the <u>meat</u>. You must buy the <u>meat</u>. You must buy the <u>meat</u> that you want to <u>eat</u>. Please do not <u>steal</u>! Please do not <u>steal</u> the <u>meat</u>!</p>
	WRITE	<p>1. What do I want to eat? I want to eat the _____.</p> <p>2. What is a crime? It is a crime to _____.</p>







TUESDAY ACTIVITY 2

	READ	Read the  and  words from Activity 1.
	WRITE	Write a sentence with: crime Write a question with: work



WEDNESDAY ACTIVITY 1



	LOOK & SAY	together	please	buy	half	work
	SOUND OUT	fright	smelly	tiger	light	
		prank	cage	fetch	scream	
	READ	<p>I will play a <u>prank</u>. I will play a <u>prank</u> on mom. I will buy the <u>tiger</u>. I will buy the <u>tiger</u> in the <u>cage</u>. The <u>tiger</u> is <u>smelly</u>. My mom will see the <u>tiger</u>. She will see the <u>smelly</u> <u>tiger</u>. Mom will get a <u>fright</u>. She will get a big <u>fright</u>. Mom will <u>scream</u>. I will laugh. I will laugh when mom gets a <u>fright</u>. I will laugh when mom <u>screams</u>!</p>				
	WRITE	<p>1. Who will I play a prank on? I will play a prank on _____.</p> <p>2. What will I buy? I will buy the _____.</p>				

WEDNESDAY ACTIVITY 2





	READ	Read the  and  words from Activity 1.
	WRITE	Write the  words and  words in your dictionary. Write a sentence with: fright Write a question with: buy

THURSDAY ACTIVITY 1





	LOOK & SAY	together	please	buy	half	work
	SOUND OUT	ride	street	bike	proud	
		very	find	page	stretch	

	READ	 <p>Marie wants a <u>bike</u>. She wants to <u>ride</u> with Busi. Busi has a <u>bike</u>. "Please can you buy me a <u>bike</u> dad?" Marie asks. "I will pay half." Dad says. Marie will work. She will work to buy the <u>bike</u>. She wants to <u>ride</u> her <u>bike</u>. She wants to ride her <u>bike</u> in the <u>street</u> with Busi. Marie has enough to buy the <u>bike</u>! Marie is very <u>proud</u> that she has enough. She can <u>ride</u> together with Busi.</p>	<p>Marie wants a <u>bike</u>. She wants to <u>ride</u> with Busi. Busi has a <u>bike</u>. "Please can you buy me a <u>bike</u> dad?" Marie asks. "I will pay half." Dad says. Marie</p>
---	------	---	---





THURSDAY ACTIVITY 2

	READ	Read the  and  words from Activity 1.
	WRITE	<ol style="list-style-type: none">Who wants a bike? _____ wants a bike.Who has a bike? _____ has a bike.How much will dad pay? Dad will pay _____.What will Marie do to buy the bike? Marie will _____ to buy the bike.How does Marie feel that she has enough to buy the bike? Marie feels _____ that she has enough to buy the bike.

FRIDAY ACTIVITY 1

	READ	Read all the  and  words again.
	READ	Read the story from Thursday Activity 1.

FRIDAY ACTIVITY 2







	READ	Read all the  and  words again.
	WRITE	Write the sentences in your book. Fix the mistakes. <ol style="list-style-type: none">she wants to ride with busiplease can you buy me a bike dad marie asksmarie has enough to buy the bike

HOME LANGUAGE WORKSHEET






ENGLISH GRADE 2 TERM 1

WEEK 10



MONDAY ACTIVITY 1



	LOOK & SAY	share	story	barn	lazy	candle
	SOUND OUT	prick	donkey	bite	fight	
		right	fetch	rage	night	
	READ	I will <u>prick</u> the <u>donkey</u> . I will <u>prick</u> the <u>donkey</u> with a pin. I will <u>fetch</u> the pin. I will <u>fetch</u> the pin to <u>prick</u> the <u>donkey</u> . The <u>donkey</u> is in the barn. It is not <u>right</u> ! It is not <u>right</u> to <u>prick</u> the <u>donkey</u> . It is not <u>right</u> to <u>prick</u> the <u>donkey</u> with a pin. The <u>donkey</u> will <u>bite</u> you. The <u>donkey</u> will <u>bite</u> you if you <u>prick</u> it with a pin!				
	WRITE	Write the  and  words in your dictionary.				

MONDAY ACTIVITY 2





	READ	Read the  and  words from Activity 1.				
	READ	Please do not <u>fight</u> . Please do not <u>fight</u> at <u>night</u> . It is not <u>right</u> . It is not <u>right</u> to <u>fight</u> at <u>night</u> . Do not get into a <u>rage</u> . Do not get into a <u>rage</u> at <u>night</u> . It is not <u>right</u> . It is not <u>right</u> to get into a <u>rage</u> . It is not <u>right</u> to get into a <u>rage</u> at <u>night</u> .				
	WRITE	Write a sentence with: fight Write a question with: story				

TUESDAY ACTIVITY 1





	LOOK & SAY	share	story	barn	lazy	candle
	SOUND OUT	swop	swing	bike	kite	
		steal	greedy	prank	kind	

	READ	Will you be <u>kind</u> ? Will you be <u>kind</u> and share? Will you be <u>kind</u> and share your <u>kite</u> ? Will you be <u>kind</u> and share your <u>kite</u> with me. I have a <u>kite</u> . We can <u>swop</u> . You must not be <u>greedy</u> . You must not be <u>greedy</u> , you must share. I will not <u>steal</u> your <u>kite</u> . I will not play a <u>prank</u> and <u>steal</u> your <u>kite</u> .
	WRITE	1. What do I want you to share with me? I want you to share your _____ with me. 2. Will I steal your kite? Yes/No, I will/ will not steal your kite.







TUESDAY ACTIVITY 2

	READ	Read the  and  words from Activity 1.
	WRITE	Write a sentence with: swop Write a question with: lazy



WEDNESDAY ACTIVITY 1



	LOOK & SAY	share	story	barn	lazy	candle
	SOUND OUT	donkey	turkey	tiger	bite	
	READ	Is the <u>donkey</u> in the barn? Yes, the <u>donkey</u> is in the barn. Is the <u>turkey</u> in the barn? Yes, the <u>turkey</u> is in the barn. Is the <u>tiger</u> in the barn? No, the <u>tiger</u> is not in the barn. The <u>tiger</u> will <u>bite</u> the <u>donkey</u> . The <u>tiger</u> will <u>bite</u> the <u>turkey</u> . It will be <u>very</u> bad if the <u>tiger</u> is in the barn!				
	WRITE	1. Who is in the barn? The _____ and _____ are in the barn. 2. What will the tiger do to the donkey and the turkey? The tiger will _____ the donkey and the turkey.				

WEDNESDAY ACTIVITY 2

	READ	Read the  and  words from Activity 1.
	WRITE	Write the  words and  words in your dictionary. Write a sentence with: meal Write a question with: barn


THURSDAY ACTIVITY 1

	LOOK & SAY	share	story	barn	lazy	candle
	SOUND OUT	bright	read	light	proud	
		night	page	seat	scream	





	READ	 <p>Let me share a story. In the story we see a boy. We think he is lazy. Is he lazy? He sits. He sits and <u>reads</u>. He sits and plans. He sits and <u>reads</u> and plans. He thinks. He thinks of an idea. He can <u>light</u> a candle. He can <u>light</u> a <u>bright</u> candle. He can <u>light</u> a <u>bright</u> candle in the barn. He is not lazy. He plans and thinks of ideas!</p>	<p>Let me share a story. In the story we see a boy. We think he is lazy. Is he lazy? He sits. He sits and</p>
---	------	---	---

THURSDAY ACTIVITY 2





	READ	Read the  and  words from Activity 1.
---	------	---

	<p>WRITE</p>	<ol style="list-style-type: none"> 1. Who do we see in the story? We see a _____ in the story. 2. What do we think? We think _____. 3. What does he sit and do? He sits and _____ and _____. 4. What can he light? He can light a _____. 5. Is the boy lazy? Yes/ No, the boy is/is not lazy.
---	---------------------	--

FRIDAY ACTIVITY 1

	<p>READ</p>	<p>Read all the  and  words again.</p>
	<p>READ</p>	<p>Read the story from Thursday Activity 1.</p>

FRIDAY ACTIVITY 2







	<p>READ</p>	<p>Read all the  and  words again.</p>
	<p>WRITE</p>	<p>Write the sentences in your book. Fix the mistakes.</p> <ol style="list-style-type: none"> 1. is he lazy 2. he is not lazy 3. he plans and thinks of ideas

HOME LANGUAGE WORKSHEET






ENGLISH GRADE 3 TERM 1

WEEK 3




MONDAY ACTIVITY 1


	LOOK & SAY	busy	everyone	worst	ever	birthday
	SOUND OUT	sad	mad	fun	not	
		sit	think	wish	chat	
	READ	I am <u>sad</u> . I am <u>mad</u> . I am <u>sad</u> and I am <u>mad</u> . I <u>sit</u> . I <u>think</u> . I <u>sit</u> and <u>think</u> . I <u>sit</u> and <u>think</u> and I am <u>mad</u> and I am <u>sad</u> .				
	WRITE	Write the  and  words in your dictionary.				

MONDAY ACTIVITY 2





	READ	Read the  and  words from Activity 1.
	READ	Can we <u>sit</u> ? Can we <u>chat</u> ? Can we <u>sit</u> and <u>chat</u> ? It will be <u>fun</u> . It will be <u>fun</u> to <u>sit</u> and <u>chat</u> . I <u>think</u> it will be <u>fun</u> to <u>sit</u> and <u>chat</u> .
	WRITE	Write a sentence with: sad Write a question with: fun

TUESDAY ACTIVITY 1





	LOOK & SAY	busy	everyone	worst	ever	birthday
	SOUND OUT	pray	prank	prick	preen	
		press	proud			
	READ	I am not <u>proud</u> . I am not <u>proud</u> of the <u>prank</u> . It is the worst. It is the worst <u>prank</u> . It is the worst <u>prank</u> ever. Are you <u>proud</u> ? Are you <u>proud</u> of the <u>prank</u> ? Everyone is mad. Everyone is sad. It was not fun. It was not fun to see everyone sad. It was not fun to see everyone mad.				

	WRITE	1. How does everyone feel? Everyone is _____ and _____. 2. What was not fun? It was not fun to _____.
---	--------------	--







TUESDAY ACTIVITY 2

	READ	Read the  and  words from Activity 1.
	WRITE	Write a sentence with: pray Write a question with: birthday



WEDNESDAY ACTIVITY 1

	LOOK & SAY	busy	everyone	worst	ever	birthday
	SOUND OUT	light	sight	fight	night	
	READ	I see. I see a <u>light</u> . I see a <u>bright light</u> . Can you see the <u>light</u> ? Can you see the <u>bright light</u> ? It is a <u>sight</u> . It is a <u>sight</u> to see the <u>bright light</u> . It is a <u>sight</u> to see the <u>bright light</u> at <u>night</u> . It is not <u>right</u> . It is not <u>right</u> to <u>fight</u> . It is not <u>right</u> to <u>fight</u> in the <u>night</u> .				
	WRITE	1. What can I see? I can see a ____. 2. What is not right? It is not right to ____.				

WEDNESDAY ACTIVITY 2

	READ	Read the  and  words from Activity 1.
	WRITE	Write the  words and  words in your dictionary. Write a sentence with: light Write a question with: busy

THURSDAY ACTIVITY 1

	LOOK & SAY	busy	everyone	wors	ever	birthday
	SOUND OUT	proud	prick	pray	press	
		right	fight	sight	night	



READ



Mandla is sad.
Mandla is mad.
Mom is busy. Dad is busy.
Everyone is busy.
This is the worst


birthday ever! It is not right. It is not right to be busy. It is not right to be busy on my birthday. It is not right for mom to be busy. It is not right for dad to be busy. It is not right for everyone to be busy on my birthday. This is the worst birthday ever!

THURSDAY ACTIVITY 2







READ





Read the  and  words from Activity 1.

	<p>WRITE</p>	<ol style="list-style-type: none"> 1. Who is sad? _____ is sad. 2. Why is Mandla sad? He is sad because _____. 3. What is not right? It is not right for _____. 4. Who is busy? _____ is busy. 5. What kind of birthday is this? This is the _____ birthday.
---	---------------------	---

FRIDAY ACTIVITY 1

	<p>READ</p>	<p>Read all the  and  words again.</p>
	<p>READ</p>	<p>Read the story from Thursday Activity 1.</p>

FRIDAY ACTIVITY 2







	<p>READ</p>	<p>Read all the  and  words again.</p>
	<p>WRITE</p>	<p>Write the sentences in your book. Fix the mistakes.</p> <ol style="list-style-type: none"> 1. mandla is sad on his birthday 2. is it right for everyone to be busy 3. this is the worst birthday ever

HOME LANGUAGE WORKSHEET






ENGLISH GRADE 2 TERM 1

WEEK 4



MONDAY ACTIVITY 1


	LOOK & SAY	ideas	many	thought	party	what
	SOUND OUT	right	tight	night	high	
		prick	proud	prank	press	
	READ	I was <u>right</u> . I thought I was <u>right</u> . I thought I was <u>right</u> at <u>night</u> . I was <u>proud</u> . I was <u>proud</u> that I was <u>right</u> . I was <u>proud</u> that I thought that I was <u>right</u> . I was <u>proud</u> that I thought that I was <u>right</u> at <u>night</u> .				
	WRITE	Write the  and  words in your dictionary.				


MONDAY ACTIVITY 2

	READ	Read the  and  words from Activity 1.				
	READ	I have so many ideas. I have so many ideas at <u>night</u> . I have so many bright ideas at <u>night</u> . I am proud. I am <u>proud</u> of my thoughts. I am <u>proud</u> of my thoughts at <u>night</u> . I am <u>proud</u> of my bright thoughts at <u>night</u> .				
	WRITE	Write a sentence with: high Write a question with: party				

TUESDAY ACTIVITY 1


	LOOK & SAY	ideas	many	thought	party	what
	SOUND OUT	swing	swim	swop	swam	
		swop	sway			

	READ	I will <u>swim</u> . I will <u>swim</u> at the party. I will <u>swing</u> . I will <u>swim</u> at the party. I will <u>swim</u> and I will <u>swing</u> . I will <u>swim</u> and I will <u>swing</u> at the party. I will <u>sway</u> . I will <u>sway</u> at the party. I will <u>swing</u> and <u>swim</u> and <u>sway</u> at the party!
---	------	--

	WRITE	1. What will I do? I will _____ and _____ and _____. 2. Where will I swim and swing and sway? I will swim and swing and sway at the _____.
---	-------	---


TUESDAY ACTIVITY 2


	READ	Read the  and  words from Activity 1.
---	------	---

	WRITE	Write a sentence with: swim Write a question with: party
---	-------	---

WEDNESDAY ACTIVITY 1




	LOOK & SAY	ideas	many	thought	party	what
	SOUND OUT	slime	bike	bite	kite	
		hike	crime			

	READ	I will ride. I will ride my <u>bike</u> . I will ride my <u>bike</u> to the party. I will <u>bite</u> . I will <u>bite</u> the <u>slime</u> . I will <u>bite</u> the <u>slime</u> at the party. You must not. You must not <u>bite</u> . You must not <u>bite</u> the <u>slime</u> at the party. You can <u>swim</u> . You can <u>swim</u> and <u>swing</u> . You can <u>swim</u> and <u>swing</u> at the party.
---	------	--



	WRITE	1. What will I ride? I will ride my _____. 2. What will I bite at the party? I will bite _____ at the party.
---	-------	---



WEDNESDAY ACTIVITY 2

	READ	Read the  and  words from Activity 1.
---	------	---

	WRITE	Write the  words and  words in your dictionary. Write a sentence with: kite Write a question with: hike
---	--------------	--


THURSDAY ACTIVITY 1

	LOOK & SAY	ideas	many	thought	party	what
	SOUND OUT	bite	slime	swim	kite	
		swing	swop	bike	swam	





	READ	<div style="display: flex; align-items: center;">  <div style="margin-left: 20px;"> <p>Zanele has many ideas. Zanele has many thoughts. Zanele has many ideas and thought for a party. What party will she have? What party will she like? Will she have a <u>kite</u> party? No she will not. Will she have a <u>slime</u> party? No she will not. Will she have a bike party? No she will not. What party will she have? What party will she like?</p> </div> </div>
---	-------------	---

THURSDAY ACTIVITY 2





	READ	Read the  and  words from Activity 1.
---	-------------	---

	<p>WRITE</p>	<p>1. Who has many ideas? _____ has many ideas.</p> <p>2. What does Zanele have many thoughts and ideas about? She has many thoughts and ideas about _____.</p> <p>3. Will she have a kite party? Yes/No, she will/ will not have a kite party.</p> <p>4. Will she have a slime party? Yes/No, she will/ will not have a slime party.</p> <p>5. Will she have a bike party? Yes/No, she will/ will not have a bike party.</p>
---	---------------------	--

FRIDAY ACTIVITY 1

	<p>READ</p>	<p>Read all the  and  words again.</p>
	<p>READ</p>	<p>Read the story from Thursday Activity 1.</p>

FRIDAY ACTIVITY 2







	<p>READ</p>	<p>Read all the  and  words again.</p>
	<p>WRITE</p>	<p>Write the sentences in your book. Fix the mistakes.</p> <ol style="list-style-type: none"> 1. zanele has many ideas 2. will she have a kite party 3. what party will she like

HOME LANGUAGE WORKSHEET






ENGLISH GRADE 2 TERM 1

WEEK 5



MONDAY ACTIVITY 1


	LOOK & SAY	good	drove	wish	different	enough
	SOUND OUT	right	night	swop	sway	
		prick	proud	hike	crime	
	READ	I will <u>hike</u> . I like to <u>hike</u> . Do you like to <u>hike</u> ? It is good. It is good to <u>hike</u> . I <u>hike</u> at <u>night</u> . Is it good? Is it good to <u>hike</u> at <u>night</u> ? Is it <u>right</u> ? Is it <u>right</u> to <u>hike</u> at <u>night</u> ? It is not good. It is not good to <u>hike</u> at <u>night</u> . It is not <u>right</u> . It is not <u>right</u> to <u>hike</u> at <u>night</u> .				
	WRITE	Write the  and  words in your dictionary.				


MONDAY ACTIVITY 2

	READ	Read the  and  words from Activity 1.				
	READ	I will <u>prick</u> my mom. I will <u>prick</u> my mom with a pin. Is it good? Is it good to <u>prick</u> my mom? Is it good to <u>prick</u> my mom with a pin? No, it is not good! It is not good to <u>prick</u> my mom with a pin! Is it <u>right</u> ? Is it <u>right</u> to <u>prick</u> my mom? Is it <u>right</u> to <u>prick</u> my mom with a pin? No, it is not <u>right</u> ! It is not <u>right</u> to <u>prick</u> my mom with a pin!				
	WRITE	Write a sentence with: swop Write a question with: drove				

TUESDAY ACTIVITY 1


	LOOK & SAY	good	drove	wish	different	enough
	SOUND OUT	string	strain	strong	stray	
		stripe	street			

	READ	I see a dog. I see a <u>stray</u> dog. I see a <u>stray</u> dog on the <u>street</u> . I will get a <u>string</u> . I will get a <u>strong string</u> . I will get a <u>strong string</u> to help the dog. I will get a <u>strong string</u> to help the <u>stray</u> dog. He has a <u>stripe</u> . He has a <u>stripe</u> on his back. He is good. He is good dog.
---	------	---


	WRITE	1. What do I see? I see a ____. 2. What will I get to help the dog? I will get a ____.
---	-------	---


TUESDAY ACTIVITY 2


	READ	Read the  and  words from Activity 1.
---	------	---


	WRITE	Write a sentence with: strong Write a question with: wish
---	-------	--

WEDNESDAY ACTIVITY 1







	LOOK & SAY	good	drove	wish	different	enough
---	------------	------	-------	------	-----------	--------

	SOUND OUT	tiger	blind	kind	find
		kind	tiger	find	blind



	READ	I will <u>find</u> . I will <u>find</u> a <u>tiger</u> . I will <u>find</u> a <u>blind tiger</u> . The <u>blind tiger</u> is good. The <u>blind tiger</u> is <u>kind</u> . Is the <u>blind tiger</u> strong? Yes the <u>blind tiger</u> is strong. What will the <u>tiger</u> do? What will the <u>blind tiger</u> do? Will the <u>tiger</u> fight? Will the <u>blind tiger</u> fight? No, the <u>blind tiger</u> will not fight. The <u>blind tiger</u> is good and <u>kind</u> .
---	------	--



	WRITE	1. What will I find? I will find a ____. 2. Will the tiger fight? Yes/No, the tiger will/will not fight.
---	-------	---

WEDNESDAY ACTIVITY 2

	READ	Read the  and  words from Activity 1.
	WRITE	Write the  words and  words in your dictionary. Write a sentence with: tiger Write a question with: find


THURSDAY ACTIVITY 1

	LOOK & SAY	good	drove	wish	different	enough			
	SOUND OUT	tiger		blind		kind		find	
		strong		street		stray		string	





	READ		<p>Chuck is good. Chuck is <u>kind</u>. Chuck is <u>strong</u>. He is good and <u>kind</u> and <u>strong</u>. He is good and <u>kind</u> and <u>strong</u> but Chuck will wish. He will wish to be different. He thought he was not good enough. He was sad. He was sad as he drove on the <u>street</u>. He must not be sad! He must</p> <p>not wish to be different! He is good enough.</p>
---	------	---	---

THURSDAY ACTIVITY 2





	READ	Read the  and  words from Activity 1.
---	------	---

	<p>WRITE</p>	<ol style="list-style-type: none"> 1. Who is the story about? The story is about _____. 2. What does Chuck wish to be? Chuck wishes to be _____. 3. How did chuck feel as he drove on the street? Chuck felt _____ as he drove on the street. 4. What kind of truck is Chuck? Chuck is _____ and _____ and _____. 5. Is Chuck good enough? Yes/No, he is/ is not good enough.
---	---------------------	--

FRIDAY ACTIVITY 1

	<p>READ</p>	<p>Read all the  and  words again.</p>
	<p>READ</p>	<p>Read the story from Thursday Activity 1.</p>

FRIDAY ACTIVITY 2






	<p>READ</p>	<p>Read all the  and  words again.</p>
	<p>WRITE</p>	<p>Write the sentences in your book. Fix the mistakes.</p> <ol style="list-style-type: none"> 1. he must not wish to be different 2. he was sad as he drove on the street 3. he is good and kind and strong

HOME LANGUAGE WORKSHEET






ENGLISH GRADE 2 TERM 1

WEEK 6



MONDAY ACTIVITY 1


	LOOK & SAY	school	first	started	running	great
	SOUND OUT	strong	street	find	kind	
		proud	hike	bike	swim	
	READ	I am <u>strong</u> . I am <u>proud</u> . I am <u>kind</u> . I am <u>strong</u> and <u>proud</u> and <u>kind</u> . I like to be me. I like to <u>hike</u> . I like to <u>swim</u> . I like to ride my <u>bike</u> . I like to <u>hike</u> and <u>swim</u> and ride my <u>bike</u> . I like to be me. I am <u>proud</u> to be me. I think I am great!				
	WRITE	Write the  and  words in your dictionary.				


MONDAY ACTIVITY 2

	READ	Read the  and  words from Activity 1.
	READ	I ride my <u>bike</u> . I ride my <u>bike</u> to school. I ride my <u>bike</u> to school on the <u>street</u> . I think it is great. I think it is great to ride my <u>bike</u> . I think it is great to ride my <u>bike</u> to school. I think it is great to ride my <u>bike</u> to school on the <u>street</u> . Do you think it is great? Do you think it is great to ride a <u>bike</u> ? Do you think it is great to ride a <u>bike</u> to school?
	WRITE	Write a sentence with: swim Write a question with: school

TUESDAY ACTIVITY 1


	LOOK & SAY	school	first	started	running	great
	SOUND OUT	eat	seat	meat	meal	
		steal	real			

	READ	I will <u>eat</u> . I will <u>eat</u> the <u>meat</u> . It is great. It is a great <u>meal</u> . It is a great <u>meal</u> to <u>eat</u> the <u>meat</u> . I will sit. I will sit on the <u>seat</u> . I will sit on the <u>seat</u> and <u>eat</u> . I will sit on the <u>seat</u> and <u>eat</u> the <u>meat</u> . I will <u>eat</u> enough. I will <u>eat</u> enough <u>meat</u> .
---	------	---



	WRITE	1. What will I eat? I will eat the _____. 2. Where will I sit? I will sit on the _____.
---	-------	--


TUESDAY ACTIVITY 2


	READ	Read the  and  words from Activity 1.
---	------	---

	WRITE	Write a sentence with: steal Write a question with: real
---	-------	---

WEDNESDAY ACTIVITY 1




	LOOK & SAY	school	first	started	running	great
	SOUND OUT	scrap	scream	screen	scrape	
		scram				

	READ	I <u>scream</u> . I <u>scream</u> at school. Do you <u>scream</u> ? Do you <u>scream</u> at school? Is it good? Is it good to <u>scream</u> ? Is it good to <u>scream</u> at school? No it is not good. It is not good to <u>scream</u> at school. I will not <u>scream</u> . I will not <u>scream</u> at school. I will sit in my seat and I will not <u>scream</u> .
---	------	--

	WRITE	1. Where do I scream? I scream at _____. 2. Is it good to scream at school? Yes/No, it is/is not good to scream at school.
---	-------	---





WEDNESDAY ACTIVITY 2

	READ	Read the  and  words from Activity 1.
---	------	---





	WRITE	Write the  words and  words in your dictionary. Write a
---	-------	---

sentence with: scrape
Write a question with: first





THURSDAY ACTIVITY 1

	LOOK & SAY	school	first	started	running	great
	SOUND OUT	seat	eat	real	dream	
		screen	scrap	scrape	scream	
	READ					<p>Haile is great. He is great at running. He first started running to school. He was great at running to school. Haile had a <u>dream</u>. He had a <u>dream</u> to run. He had a <u>dream</u> to be the best. He had a <u>dream</u> to be the best at running. He will fight. He will fight to reach his <u>dream</u>! He will fight to reach his <u>dream</u> to be the best at running.</p>





THURSDAY ACTIVITY 2

	READ	Read the  and  words from Activity 1.
	WRITE	<ol style="list-style-type: none">Who is great? _____ is great.What is Haile great at? Haile is great at _____.Where did he first start running to? He started running to _____.What did he want to be the best at? He wanted to be the best at _____.What will he do to reach his dream? He will _____ to reach his dream.

FRIDAY ACTIVITY 1

	READ	Read all the  and  words again.
	READ	Read the story from Thursday Activity 1.

FRIDAY ACTIVITY 2







	READ	Read all the  and  words again.
	WRITE	Write the sentences in your book. Fix the mistakes. <ol style="list-style-type: none">haile had a dreamhe had a dream to runhe will fight to reach his dream

HOME LANGUAGE WORKSHEET






ENGLISH GRADE 2 TERM 1

WEEK 7



MONDAY ACTIVITY 1


	LOOK & SAY	how	tyre	have	want	could
	SOUND OUT	swing	proud	strong	scream	
		real	kind	bike	night	
	READ	Can you ride? Can you ride a <u>bike</u> ? Can you ride a <u>bike</u> at <u>night</u> ? I want to ride a <u>bike</u> . I want to ride a <u>bike</u> at <u>night</u> . How do you ride a <u>bike</u> ? How do you ride a <u>bike</u> at <u>night</u> ? Could you teach me? Could you teach me to ride a <u>bike</u> at <u>night</u> ?				
	WRITE	Write the  and  words in your dictionary.				


MONDAY ACTIVITY 2

	READ	Read the  and  words from Activity 1.				
	READ	Have you seen my <u>bike</u> ? I have lost it. I lost it at <u>night</u> . I lost my <u>bike</u> at <u>night</u> . Could you be <u>kind</u> ? Could you be <u>kind</u> and help me? Could you be <u>kind</u> and help me find my <u>bike</u> ? How will we find it? How will we find the <u>bike</u> ? How will we find the <u>bike</u> that I lost at <u>night</u> ?				
	WRITE	Write a sentence with: scream Write a question with: how				

TUESDAY ACTIVITY 1


	LOOK & SAY	how	tyre	have	want	could
	SOUND OUT	catch	hatch	match	fetch	
		stretch	switch	thatch	witch	

	READ	<p>I will <u>fetch</u>. I will <u>fetch</u> the <u>match</u>. I want to <u>fetch</u> the <u>match</u>. How will you <u>fetch</u>? How will you <u>fetch</u> the <u>match</u>? It is by the <u>witch</u>. The <u>match</u> is by the <u>witch</u>. The <u>match</u> is by the <u>witch</u> in the <u>thatch</u> hut. How will <u>fetch</u> the <u>match</u> by the <u>witch</u> in the <u>thatch</u> hut?</p>
---	-------------	--


	WRITE	<p>1. What do I want to fetch? I want to fetch the _____.</p> <p>2. Where is the match? It is by the _____ in the _____ hut.</p>
---	--------------	--


TUESDAY ACTIVITY 2


	READ	<p>Read the  and  words from Activity 1.</p>
---	-------------	--


	WRITE	<p>Write a sentence with: catch Write a question with: want</p>
---	--------------	--

WEDNESDAY ACTIVITY 1

	LOOK & SAY	how	tyre	have	want	could
---	-----------------------	-----	------	------	------	-------

	SOUND OUT	fishy	meaty	smelly	tricky
		greedy	badly	dusty	very

	READ	<p>Have you seen the <u>fishy</u> fish? The <u>fishy</u> fish is <u>smelly</u>. The <u>fishy</u> fish is <u>very smelly</u>. The <u>fishy</u> fish is <u>greedy</u>. The <u>fishy</u> fish is <u>very greedy</u>. The <u>fishy</u> fish is <u>tricky</u>. The <u>fishy</u> fish is <u>very tricky</u>. The <u>fishy</u> fish is <u>very smelly</u> and <u>greedy</u> and <u>tricky</u>. How can the <u>fishy</u> fish be <u>smelly</u> and <u>greedy</u> and <u>tricky</u>?</p>
---	-------------	---


	WRITE	<p>1. Who is the story about? The story is about the _____.</p> <p>2. What kind of fish is the fishy fish? The fishy fish is very _____ and _____ and _____.</p>
---	--------------	--

WEDNESDAY ACTIVITY 2





	READ	Read the and words from Activity 1.
	WRITE	Write the words and words in your dictionary. Write a sentence with: dusty Write a question with: smelly

THURSDAY ACTIVITY 1





	LOOK & SAY	how	tyre	have	want	could			
	SOUND OUT	very		badly		dusty		tricky	
		fetch		catch		match		stretch	

	READ	 <p>Jane likes to ride her bike. She likes to ride her bike with Mandu. Jane hits her tyre. She hits her tyre on a rock. Her tyre is flat! How will she get back? It will be <u>tricky</u> to get back. It will be <u>very tricky</u> to get back with a flat tyre. Mandu could help. Mandu will go and <u>fetch</u> a pump. He will <u>fetch</u> a pump to fix the tyre.</p>
--	------	---





THURSDAY ACTIVITY 2

	READ	Read the  and  words from Activity 1.
	WRITE	<ol style="list-style-type: none">1. Who likes to ride her bike? _____ likes to ride her bike.2. What does Jane hit her tyre on? She hits her tyre on _____.3. Who could help? Mandu could help _____.4. What will Mandu go and fetch? He will go and fetch _____.5. Why will he fetch a pump? He will fetch a pump to _____.

FRIDAY ACTIVITY 1

	READ	Read all the  and  words again.
	READ	Read the story from Thursday Activity 1.

FRIDAY ACTIVITY 2

	READ	Read all the  and  words again.
	WRITE	Write the sentences in your book. Fix the mistakes. <ol style="list-style-type: none">1. she likes to ride her bike with mandu2. her tyre is flat3. how will she get back

HOME LANGUAGE WORKSHEET






ENGLISH GRADE 2 TERM 1

WEEK 8

MONDAY ACTIVITY 1




	LOOK & SAY	laugh	home	hiding	found	where
	SOUND OUT	find	catch	tricky	very	
		fetch	real	street	proud	
	READ	I am hiding. Can you <u>find</u> me? Am I hiding by the <u>street</u> ? No I am not. Am I hiding by the dog? No I am not. I am hiding in a <u>tricky</u> spot. I am hiding in a <u>very tricky</u> spot. Where am I hiding? I must not laugh. I must not laugh or you will <u>find</u> me. You will <u>find</u> me and <u>catch</u> me. I am <u>proud</u> of my <u>tricky</u> hiding spot!				
	WRITE	Write the  and  words in your dictionary.				

MONDAY ACTIVITY 2





	READ	Read the  and  words from Activity 1.
	READ	I will go home. I will go home to <u>find</u> you. I will go home. I will go home to <u>catch</u> you. You are hiding. Where are you hiding? I will <u>find</u> you! Where are you hiding? I will <u>catch</u> you! You will laugh. You will laugh and I will <u>find</u> you. You will laugh and I will <u>catch</u> you. I found you! I found you hiding. I found you hiding in a <u>tricky</u> spot.
	WRITE	Write a sentence with: tricky Write a question with: where

TUESDAY ACTIVITY 1




	LOOK & SAY	laugh	home	hiding	found	where
---	------------	-------	------	--------	-------	-------


	SOUND OUT	key	donkey	turkey	valley
		donkey	key	valley	turkey
	READ	I found a <u>donkey</u> . I found a <u>turkey</u> . I found a <u>donkey</u> and a <u>turkey</u> . Where did you find the <u>donkey</u> ? Where did you find the <u>turkey</u> ? I found the <u>donkey</u> in the <u>valley</u> . I found the <u>donkey</u> hiding in the <u>valley</u> . I found the <u>turkey</u> in the <u>valley</u> . I found the <u>turkey</u> hiding in the <u>valley</u> . I found the <u>donkey</u> and the <u>turkey</u> hiding in the <u>valley</u> .			
	WRITE	1. What did I find? I found a _____ and a _____. 2. Where did I find them? I found them in the _____.			

TUESDAY ACTIVITY 2







	READ	Read the  and  words from Activity 1.
	WRITE	Write a sentence with: key Write a question with: donkey

WEDNESDAY ACTIVITY 1



	LOOK & SAY	laugh	home	hiding	found	where
	SOUND OUT	cage	rage	page	sage	
		age	stage	wage	engage	
	READ	I see a <u>cage</u> . Where is the <u>cage</u> ? The <u>cage</u> is on the <u>stage</u> . I will hide. I will hide in the <u>cage</u> . I will hide in the <u>cage</u> on the <u>stage</u> . I will not laugh. I will not laugh in the <u>cage</u> . I will not laugh in the <u>cage</u> on the <u>stage</u> . I will not get in a <u>rage</u> . I will not get in a <u>rage</u> in the <u>cage</u> . I will not get in a <u>rage</u> in the <u>cage</u> on the <u>stage</u> . You will not find me hiding in the <u>cage</u> on the <u>stage</u> !				


	WRITE	<p>1. What do I see? I see a _____.</p> <p>2. Where is the cage? The cage is on the _____.</p>
---	--------------	--

WEDNESDAY ACTIVITY 2





	READ	Read the  and  words from Activity 1.
	WRITE	Write the  words and  words in your dictionary. Write a sentence with: page Write a question with: home

THURSDAY ACTIVITY 1





	LOOK & SAY	laugh	home	hiding	found	where
	SOUND OUT	rage	cage	key	donkey	
		valley	turkey	page	age	

	READ	<div data-bbox="406 1086 1029 1780" data-label="Image"> </div> <p>Siviwe likes to hide. Where is Siviwe hiding? Is he hiding in the <u>cage</u>? No he is not. Is he hiding in the <u>valley</u>? No he is not. Is he hiding by the <u>turkey</u>? No he is not. Is he hiding at home? No he is not. Where is he hiding? We cannot find him. Is he hiding in the drum? Yes he is.</p> <p>He was hiding in the drum. We found him. We found Siviwe!</p>
---	-------------	--





THURSDAY ACTIVITY 2

	READ	Read the  and  words from Activity 1.
	WRITE	<ol style="list-style-type: none">Who likes to hide? _____ likes to hide.Where was the first place we thought he was hiding? Firstly we thought he was hiding in the _____.Where was the second place we thought he was hiding? Secondly we thought he was hiding in the _____.Where was the third place we thought he was hiding? Thirdly we thought he was hiding by the _____.Where was Siviwe hiding? He was hiding in the _____.

FRIDAY ACTIVITY 1

	READ	Read all the  and  words again.
	READ	Read the story from Thursday Activity 1.

FRIDAY ACTIVITY 2


	READ	Read all the  and  words again.
	WRITE	Write the sentences in your book. Fix the mistakes. <ol style="list-style-type: none">where is siviwe hidingis he hiding in the drumwe found siviwe

HOME LANGUAGE WORKSHEET






ENGLISH GRADE 2 TERM 1

WEEK 9



MONDAY ACTIVITY 1



	LOOK & SAY	together	please	buy	half	work
	SOUND OUT	greedy	kind	key	very	
		catch	strong	swim	hike	
	READ	I am <u>strong</u> . I am <u>very strong</u> . Are you <u>strong</u> ? Are you <u>very strong</u> ? I am <u>kind</u> . I am <u>very kind</u> . Are you <u>kind</u> ? Are you <u>very kind</u> ? I am not <u>greedy</u> . I am not <u>very greedy</u> . Are you <u>greedy</u> ? Are you <u>very greedy</u> ? I like to <u>swim</u> . Do you like to <u>swim</u> ? I like to <u>hike</u> . Do you like to <u>hike</u> ?				
	WRITE	Write the  and  words in your dictionary.				

MONDAY ACTIVITY 2





	READ	Read the  and  words from Activity 1.				
	READ	I like to play. I do not like to work. I like to <u>swim</u> . I do not like to work. I like to <u>hike</u> . I do not like to work. I like to play and <u>swim</u> and <u>hike</u> but I do not like to work. Do you like to play? Do you like to <u>swim</u> ? Do you like to <u>hike</u> ? Do you like to work?				
	WRITE	Write a sentence with: catch Write a question with: please				

TUESDAY ACTIVITY 1





	LOOK & SAY	together	please	buy	half	work
	SOUND OUT	fight	bike	string	find	
		eat	steal	crime	meat	

	READ	<p>I want to <u>eat</u>. I want to <u>eat</u> the <u>meat</u>. Could I <u>steal</u> the <u>meat</u>? Could I <u>steal</u> the <u>meat</u> that I want to <u>eat</u>? No, it is a <u>crime</u>. It is a <u>crime</u> to <u>steal</u>. It is a <u>crime</u> to <u>steal</u> the <u>meat</u>. You must buy the <u>meat</u>. You must buy the <u>meat</u> that you want to <u>eat</u>. Please do not <u>steal</u>! Please do not <u>steal</u> the <u>meat</u>!</p>
	WRITE	<p>1. What do I want to eat? I want to eat the _____.</p> <p>2. What is a crime? It is a crime to _____.</p>







TUESDAY ACTIVITY 2

	READ	Read the  and  words from Activity 1.
	WRITE	Write a sentence with: crime Write a question with: work



WEDNESDAY ACTIVITY 1



	LOOK & SAY	together	please	buy	half	work
	SOUND OUT	fright	smelly	tiger	light	
		prank	cage	fetch	scream	
	READ	<p>I will play a <u>prank</u>. I will play a <u>prank</u> on mom. I will buy the <u>tiger</u>. I will buy the <u>tiger</u> in the <u>cage</u>. The <u>tiger</u> is <u>smelly</u>. My mom will see the <u>tiger</u>. She will see the <u>smelly</u> <u>tiger</u>. Mom will get a <u>fright</u>. She will get a big <u>fright</u>. Mom will <u>scream</u>. I will laugh. I will laugh when mom gets a <u>fright</u>. I will laugh when mom <u>screams</u>!</p>				
	WRITE	<p>1. Who will I play a prank on? I will play a prank on _____.</p> <p>2. What will I buy? I will buy the _____.</p>				

WEDNESDAY ACTIVITY 2





	READ	Read the  and  words from Activity 1.
	WRITE	Write the  words and  words in your dictionary. Write a sentence with: fright Write a question with: buy

THURSDAY ACTIVITY 1





	LOOK & SAY	together	please	buy	half	work
	SOUND OUT	ride	street	bike	proud	
		very	find	page	stretch	

	READ	 <p>Marie wants a <u>bike</u>. She wants to <u>ride</u> with Busi. Busi has a <u>bike</u>. "Please can you buy me a <u>bike</u> dad?" Marie asks. "I will pay half." Dad says. Marie will work. She will work to buy the <u>bike</u>. She wants to <u>ride</u> her <u>bike</u>. She wants to ride her <u>bike</u> in the <u>street</u> with Busi. Marie has enough to buy the <u>bike</u>! Marie is very <u>proud</u> that she has enough. She can <u>ride</u> together with Busi.</p>	<p>Marie wants a <u>bike</u>. She wants to <u>ride</u> with Busi. Busi has a <u>bike</u>. "Please can you buy me a <u>bike</u> dad?" Marie asks. "I will pay half." Dad says. Marie</p>
---	------	---	---





THURSDAY ACTIVITY 2

	READ	Read the  and  words from Activity 1.
	WRITE	<ol style="list-style-type: none">Who wants a bike? _____ wants a bike.Who has a bike? _____ has a bike.How much will dad pay? Dad will pay _____.What will Marie do to buy the bike? Marie will _____ to buy the bike.How does Marie feel that she has enough to buy the bike? Marie feels _____ that she has enough to buy the bike.

FRIDAY ACTIVITY 1

	READ	Read all the  and  words again.
	READ	Read the story from Thursday Activity 1.

FRIDAY ACTIVITY 2







	READ	Read all the  and  words again.
	WRITE	Write the sentences in your book. Fix the mistakes. <ol style="list-style-type: none">she wants to ride with busiplease can you buy me a bike dad marie asksmarie has enough to buy the bike

HOME LANGUAGE WORKSHEET






ENGLISH GRADE 2 TERM 1

WEEK 10



MONDAY ACTIVITY 1



	LOOK & SAY	share	story	barn	lazy	candle
	SOUND OUT	prick	donkey	bite	fight	
		right	fetch	rage	night	
	READ	I will <u>prick</u> the <u>donkey</u> . I will <u>prick</u> the <u>donkey</u> with a pin. I will <u>fetch</u> the pin. I will <u>fetch</u> the pin to <u>prick</u> the <u>donkey</u> . The <u>donkey</u> is in the barn. It is not <u>right</u> ! It is not <u>right</u> to <u>prick</u> the <u>donkey</u> . It is not <u>right</u> to <u>prick</u> the <u>donkey</u> with a pin. The <u>donkey</u> will <u>bite</u> you. The <u>donkey</u> will <u>bite</u> you if you <u>prick</u> it with a pin!				
	WRITE	Write the  and  words in your dictionary.				

MONDAY ACTIVITY 2





	READ	Read the  and  words from Activity 1.				
	READ	Please do not <u>fight</u> . Please do not <u>fight</u> at <u>night</u> . It is not <u>right</u> . It is not <u>right</u> to <u>fight</u> at <u>night</u> . Do not get into a <u>rage</u> . Do not get into a <u>rage</u> at <u>night</u> . It is not <u>right</u> . It is not <u>right</u> to get into a <u>rage</u> . It is not <u>right</u> to get into a <u>rage</u> at <u>night</u> .				
	WRITE	Write a sentence with: fight Write a question with: story				

TUESDAY ACTIVITY 1





	LOOK & SAY	share	story	barn	lazy	candle
	SOUND OUT	swop	swing	bike	kite	
		steal	greedy	prank	kind	

	READ	Will you be <u>kind</u> ? Will you be <u>kind</u> and share? Will you be <u>kind</u> and share your <u>kite</u> ? Will you be <u>kind</u> and share your <u>kite</u> with me. I have a <u>kite</u> . We can <u>swop</u> . You must not be <u>greedy</u> . You must not be <u>greedy</u> , you must share. I will not <u>steal</u> your <u>kite</u> . I will not play a <u>prank</u> and <u>steal</u> your <u>kite</u> .
	WRITE	1. What do I want you to share with me? I want you to share your _____ with me. 2. Will I steal your kite? Yes/No, I will/ will not steal your kite.







TUESDAY ACTIVITY 2

	READ	Read the  and  words from Activity 1.
	WRITE	Write a sentence with: swop Write a question with: lazy



WEDNESDAY ACTIVITY 1



	LOOK & SAY	share	story	barn	lazy	candle
	SOUND OUT	donkey	turkey	tiger	bite	
	READ	Is the <u>donkey</u> in the barn? Yes, the <u>donkey</u> is in the barn. Is the <u>turkey</u> in the barn? Yes, the <u>turkey</u> is in the barn. Is the <u>tiger</u> in the barn? No, the <u>tiger</u> is not in the barn. The <u>tiger</u> will <u>bite</u> the <u>donkey</u> . The <u>tiger</u> will <u>bite</u> the <u>turkey</u> . It will be <u>very</u> bad if the <u>tiger</u> is in the barn!				
	WRITE	1. Who is in the barn? The _____ and _____ are in the barn. 2. What will the tiger do to the donkey and the turkey? The tiger will _____ the donkey and the turkey.				

WEDNESDAY ACTIVITY 2

	READ	Read the  and  words from Activity 1.
	WRITE	Write the  words and  words in your dictionary. Write a sentence with: meal Write a question with: barn


THURSDAY ACTIVITY 1

	LOOK & SAY	share	story	barn	lazy	candle
	SOUND OUT	bright	read	light	proud	
		night	page	seat	scream	





	READ	 <p>Let me share a story. In the story we see a boy. We think he is lazy. Is he lazy? He sits. He sits and <u>reads</u>. He sits and plans. He sits and <u>reads</u> and plans. He thinks. He thinks of an idea. He can <u>light</u> a candle. He can <u>light</u> a <u>bright</u> candle. He can <u>light</u> a <u>bright</u> candle in the barn. He is not lazy. He plans and thinks of ideas!</p>	<p>Let me share a story. In the story we see a boy. We think he is lazy. Is he lazy? He sits. He sits and</p>
---	------	---	---

THURSDAY ACTIVITY 2





	READ	Read the  and  words from Activity 1.
---	------	---

	<p>WRITE</p>	<ol style="list-style-type: none"> 1. Who do we see in the story? We see a _____ in the story. 2. What do we think? We think _____. 3. What does he sit and do? He sits and _____ and _____. 4. What can he light? He can light a _____. 5. Is the boy lazy? Yes/ No, the boy is/is not lazy.
---	---------------------	--

FRIDAY ACTIVITY 1

	<p>READ</p>	<p>Read all the  and  words again.</p>
	<p>READ</p>	<p>Read the story from Thursday Activity 1.</p>

FRIDAY ACTIVITY 2







	<p>READ</p>	<p>Read all the  and  words again.</p>
	<p>WRITE</p>	<p>Write the sentences in your book. Fix the mistakes.</p> <ol style="list-style-type: none"> 1. is he lazy 2. he is not lazy 3. he plans and thinks of ideas

HOME LANGUAGE WORKSHEET






ENGLISH GRADE 3 TERM 1

WEEK 3




MONDAY ACTIVITY 1


	LOOK & SAY	busy	everyone	worst	ever	birthday
	SOUND OUT	sad	mad	fun	not	
		sit	think	wish	chat	
	READ	I am <u>sad</u> . I am <u>mad</u> . I am <u>sad</u> and I am <u>mad</u> . I <u>sit</u> . I <u>think</u> . I <u>sit</u> and <u>think</u> . I <u>sit</u> and <u>think</u> and I am <u>mad</u> and I am <u>sad</u> .				
	WRITE	Write the  and  words in your dictionary.				

MONDAY ACTIVITY 2





	READ	Read the  and  words from Activity 1.
	READ	Can we <u>sit</u> ? Can we <u>chat</u> ? Can we <u>sit</u> and <u>chat</u> ? It will be <u>fun</u> . It will be <u>fun</u> to <u>sit</u> and <u>chat</u> . I <u>think</u> it will be <u>fun</u> to <u>sit</u> and <u>chat</u> .
	WRITE	Write a sentence with: sad Write a question with: fun

TUESDAY ACTIVITY 1





	LOOK & SAY	busy	everyone	worst	ever	birthday
	SOUND OUT	pray	prank	prick	preen	
		press	proud			
	READ	I am not <u>proud</u> . I am not <u>proud</u> of the <u>prank</u> . It is the worst. It is the worst <u>prank</u> . It is the worst <u>prank</u> ever. Are you <u>proud</u> ? Are you <u>proud</u> of the <u>prank</u> ? Everyone is mad. Everyone is sad. It was not fun. It was not fun to see everyone sad. It was not fun to see everyone mad.				

	WRITE	1. How does everyone feel? Everyone is _____ and _____. 2. What was not fun? It was not fun to _____.
---	--------------	--







TUESDAY ACTIVITY 2

	READ	Read the  and  words from Activity 1.
	WRITE	Write a sentence with: pray Write a question with: birthday



WEDNESDAY ACTIVITY 1

	LOOK & SAY	busy	everyone	worst	ever	birthday
	SOUND OUT	light	sight	fight	night	
	READ	I see. I see a <u>light</u> . I see a <u>bright light</u> . Can you see the <u>light</u> ? Can you see the <u>bright light</u> ? It is a <u>sight</u> . It is a <u>sight</u> to see the <u>bright light</u> . It is a <u>sight</u> to see the <u>bright light</u> at <u>night</u> . It is not <u>right</u> . It is not <u>right</u> to <u>fight</u> . It is not <u>right</u> to <u>fight</u> in the <u>night</u> .				
	WRITE	1. What can I see? I can see a ____. 2. What is not right? It is not right to ____.				

WEDNESDAY ACTIVITY 2

	READ	Read the  and  words from Activity 1.
	WRITE	Write the  words and  words in your dictionary. Write a sentence with: light Write a question with: busy

THURSDAY ACTIVITY 1

	LOOK & SAY	busy	everyone	wors	ever	birthday
	SOUND OUT	proud	prick	pray	press	
		right	fight	sight	night	



READ



Mandla is sad.
Mandla is mad.
Mom is busy. Dad is busy.
Everyone is busy.
This is the worst


birthday ever! It is not right. It is not right to be busy. It is not right to be busy on my birthday. It is not right for mom to be busy. It is not right for dad to be busy. It is not right for everyone to be busy on my birthday. This is the worst birthday ever!

THURSDAY ACTIVITY 2







READ





Read the  and  words from Activity 1.

	<p>WRITE</p>	<ol style="list-style-type: none"> 1. Who is sad? _____ is sad. 2. Why is Mandla sad? He is sad because _____. 3. What is not right? It is not right for _____. 4. Who is busy? _____ is busy. 5. What kind of birthday is this? This is the _____ birthday.
---	---------------------	---

FRIDAY ACTIVITY 1

	<p>READ</p>	<p>Read all the  and  words again.</p>
	<p>READ</p>	<p>Read the story from Thursday Activity 1.</p>

FRIDAY ACTIVITY 2







	<p>READ</p>	<p>Read all the  and  words again.</p>
	<p>WRITE</p>	<p>Write the sentences in your book. Fix the mistakes.</p> <ol style="list-style-type: none"> 1. mandla is sad on his birthday 2. is it right for everyone to be busy 3. this is the worst birthday ever

HOME LANGUAGE WORKSHEET






ENGLISH GRADE 2 TERM 1

WEEK 4



MONDAY ACTIVITY 1


	LOOK & SAY	ideas	many	thought	party	what
	SOUND OUT	right	tight	night	high	
		prick	proud	prank	press	
	READ	I was <u>right</u> . I thought I was <u>right</u> . I thought I was <u>right</u> at <u>night</u> . I was <u>proud</u> . I was <u>proud</u> that I was <u>right</u> . I was <u>proud</u> that I thought that I was <u>right</u> . I was <u>proud</u> that I thought that I was <u>right</u> at <u>night</u> .				
	WRITE	Write the  and  words in your dictionary.				


MONDAY ACTIVITY 2

	READ	Read the  and  words from Activity 1.				
	READ	I have so many ideas. I have so many ideas at <u>night</u> . I have so many bright ideas at <u>night</u> . I am proud. I am <u>proud</u> of my thoughts. I am <u>proud</u> of my thoughts at <u>night</u> . I am <u>proud</u> of my bright thoughts at <u>night</u> .				
	WRITE	Write a sentence with: high Write a question with: party				

TUESDAY ACTIVITY 1


	LOOK & SAY	ideas	many	thought	party	what
	SOUND OUT	swing	swim	swop	swam	
		swop	sway			

	READ	I will <u>swim</u> . I will <u>swim</u> at the party. I will <u>swing</u> . I will <u>swim</u> at the party. I will <u>swim</u> and I will <u>swing</u> . I will <u>swim</u> and I will <u>swing</u> at the party. I will <u>sway</u> . I will <u>sway</u> at the party. I will <u>swing</u> and <u>swim</u> and <u>sway</u> at the party!
---	------	--

	WRITE	1. What will I do? I will _____ and _____ and _____. 2. Where will I swim and swing and sway? I will swim and swing and sway at the _____.
---	-------	---


TUESDAY ACTIVITY 2


	READ	Read the  and  words from Activity 1.
---	------	---

	WRITE	Write a sentence with: swim Write a question with: party
---	-------	---

WEDNESDAY ACTIVITY 1




	LOOK & SAY	ideas	many	thought	party	what
	SOUND OUT	slime	bike	bite	kite	
		hike	crime			

	READ	I will ride. I will ride my <u>bike</u> . I will ride my <u>bike</u> to the party. I will <u>bite</u> . I will <u>bite</u> the <u>slime</u> . I will <u>bite</u> the <u>slime</u> at the party. You must not. You must not <u>bite</u> . You must not <u>bite</u> the <u>slime</u> at the party. You can <u>swim</u> . You can <u>swim</u> and <u>swing</u> . You can <u>swim</u> and <u>swing</u> at the party.
---	------	--



	WRITE	1. What will I ride? I will ride my _____. 2. What will I bite at the party? I will bite _____ at the party.
---	-------	---



WEDNESDAY ACTIVITY 2

	READ	Read the  and  words from Activity 1.
---	------	---

	WRITE	Write the  words and  words in your dictionary. Write a sentence with: kite Write a question with: hike
---	--------------	--


THURSDAY ACTIVITY 1

	LOOK & SAY	ideas	many	thought	party	what
	SOUND OUT	bite	slime	swim	kite	
		swing	swop	bike	swam	





	READ	<div style="display: flex; align-items: center;">  <div style="margin-left: 20px;"> <p>Zanele has many ideas. Zanele has many thoughts. Zanele has many ideas and thought for a party. What party will she have? What party will she like? Will she have a <u>kite</u> party? No she will not. Will she have a <u>slime</u> party? No she will not. Will she have a bike party? No she will not. What party will she have? What party will she like?</p> </div> </div>
---	-------------	---

THURSDAY ACTIVITY 2





	READ	Read the  and  words from Activity 1.
---	-------------	---

	<p>WRITE</p>	<p>1. Who has many ideas? _____ has many ideas.</p> <p>2. What does Zanele have many thoughts and ideas about? She has many thoughts and ideas about _____.</p> <p>3. Will she have a kite party? Yes/No, she will/ will not have a kite party.</p> <p>4. Will she have a slime party? Yes/No, she will/ will not have a slime party.</p> <p>5. Will she have a bike party? Yes/No, she will/ will not have a bike party.</p>
---	---------------------	--

FRIDAY ACTIVITY 1

	<p>READ</p>	<p>Read all the  and  words again.</p>
	<p>READ</p>	<p>Read the story from Thursday Activity 1.</p>

FRIDAY ACTIVITY 2







	<p>READ</p>	<p>Read all the  and  words again.</p>
	<p>WRITE</p>	<p>Write the sentences in your book. Fix the mistakes.</p> <ol style="list-style-type: none"> 1. zanele has many ideas 2. will she have a kite party 3. what party will she like

HOME LANGUAGE WORKSHEET






ENGLISH GRADE 2 TERM 1

WEEK 5



MONDAY ACTIVITY 1


	LOOK & SAY	good	drove	wish	different	enough
	SOUND OUT	right	night	swop	sway	
		prick	proud	hike	crime	
	READ	I will <u>hike</u> . I like to <u>hike</u> . Do you like to <u>hike</u> ? It is good. It is good to <u>hike</u> . I <u>hike</u> at <u>night</u> . Is it good? Is it good to <u>hike</u> at <u>night</u> ? Is it <u>right</u> ? Is it <u>right</u> to <u>hike</u> at <u>night</u> ? It is not good. It is not good to <u>hike</u> at <u>night</u> . It is not <u>right</u> . It is not <u>right</u> to <u>hike</u> at <u>night</u> .				
	WRITE	Write the  and  words in your dictionary.				


MONDAY ACTIVITY 2

	READ	Read the  and  words from Activity 1.				
	READ	I will <u>prick</u> my mom. I will <u>prick</u> my mom with a pin. Is it good? Is it good to <u>prick</u> my mom? Is it good to <u>prick</u> my mom with a pin? No, it is not good! It is not good to <u>prick</u> my mom with a pin! Is it <u>right</u> ? Is it <u>right</u> to <u>prick</u> my mom? Is it <u>right</u> to <u>prick</u> my mom with a pin? No, it is not <u>right</u> ! It is not <u>right</u> to <u>prick</u> my mom with a pin!				
	WRITE	Write a sentence with: swop Write a question with: drove				

TUESDAY ACTIVITY 1


	LOOK & SAY	good	drove	wish	different	enough
	SOUND OUT	string	strain	strong	stray	
		stripe	street			

	READ	I see a dog. I see a <u>stray</u> dog. I see a <u>stray</u> dog on the <u>street</u> . I will get a <u>string</u> . I will get a <u>strong string</u> . I will get a <u>strong string</u> to help the dog. I will get a <u>strong string</u> to help the <u>stray</u> dog. He has a <u>stripe</u> . He has a <u>stripe</u> on his back. He is good. He is good dog.
---	------	---


	WRITE	1. What do I see? I see a ____. 2. What will I get to help the dog? I will get a ____.
---	-------	---


TUESDAY ACTIVITY 2


	READ	Read the  and  words from Activity 1.
---	------	---


	WRITE	Write a sentence with: strong Write a question with: wish
---	-------	--

WEDNESDAY ACTIVITY 1







	LOOK & SAY	good	drove	wish	different	enough
---	------------	------	-------	------	-----------	--------

	SOUND OUT	tiger	blind	kind	find
		kind	tiger	find	blind



	READ	I will <u>find</u> . I will <u>find</u> a <u>tiger</u> . I will <u>find</u> a <u>blind tiger</u> . The <u>blind tiger</u> is good. The <u>blind tiger</u> is <u>kind</u> . Is the <u>blind tiger</u> strong? Yes the <u>blind tiger</u> is strong. What will the <u>tiger</u> do? What will the <u>blind tiger</u> do? Will the <u>tiger</u> fight? Will the <u>blind tiger</u> fight? No, the <u>blind tiger</u> will not fight. The <u>blind tiger</u> is good and <u>kind</u> .
---	------	--



	WRITE	1. What will I find? I will find a ____. 2. Will the tiger fight? Yes/No, the tiger will/will not fight.
---	-------	---

WEDNESDAY ACTIVITY 2

	READ	Read the  and  words from Activity 1.
	WRITE	Write the  words and  words in your dictionary. Write a sentence with: tiger Write a question with: find


THURSDAY ACTIVITY 1

	LOOK & SAY	good	drove	wish	different	enough			
	SOUND OUT	tiger		blind		kind		find	
		strong		street		stray		string	





	READ		<p>Chuck is good. Chuck is <u>kind</u>. Chuck is <u>strong</u>. He is good and <u>kind</u> and <u>strong</u>. He is good and <u>kind</u> and <u>strong</u> but Chuck will wish. He will wish to be different. He thought he was not good enough. He was sad. He was sad as he drove on the <u>street</u>. He must not be sad! He must</p> <p>not wish to be different! He is good enough.</p>
---	------	---	---

THURSDAY ACTIVITY 2





	READ	Read the  and  words from Activity 1.
---	------	---

	<p>WRITE</p>	<ol style="list-style-type: none"> 1. Who is the story about? The story is about _____. 2. What does Chuck wish to be? Chuck wishes to be _____. 3. How did chuck feel as he drove on the street? Chuck felt _____ as he drove on the street. 4. What kind of truck is Chuck? Chuck is _____ and _____ and _____. 5. Is Chuck good enough? Yes/No, he is/ is not good enough.
---	---------------------	--

FRIDAY ACTIVITY 1

	<p>READ</p>	<p>Read all the  and  words again.</p>
	<p>READ</p>	<p>Read the story from Thursday Activity 1.</p>

FRIDAY ACTIVITY 2






	<p>READ</p>	<p>Read all the  and  words again.</p>
	<p>WRITE</p>	<p>Write the sentences in your book. Fix the mistakes.</p> <ol style="list-style-type: none"> 1. he must not wish to be different 2. he was sad as he drove on the street 3. he is good and kind and strong

HOME LANGUAGE WORKSHEET






ENGLISH GRADE 2 TERM 1

WEEK 6



MONDAY ACTIVITY 1


	LOOK & SAY	school	first	started	running	great
	SOUND OUT	strong	street	find	kind	
		proud	hike	bike	swim	
	READ	I am <u>strong</u> . I am <u>proud</u> . I am <u>kind</u> . I am <u>strong</u> and <u>proud</u> and <u>kind</u> . I like to be me. I like to <u>hike</u> . I like to <u>swim</u> . I like to ride my <u>bike</u> . I like to <u>hike</u> and <u>swim</u> and ride my <u>bike</u> . I like to be me. I am <u>proud</u> to be me. I think I am great!				
	WRITE	Write the  and  words in your dictionary.				


MONDAY ACTIVITY 2

	READ	Read the  and  words from Activity 1.
	READ	I ride my <u>bike</u> . I ride my <u>bike</u> to school. I ride my <u>bike</u> to school on the <u>street</u> . I think it is great. I think it is great to ride my <u>bike</u> . I think it is great to ride my <u>bike</u> to school. I think it is great to ride my <u>bike</u> to school on the <u>street</u> . Do you think it is great? Do you think it is great to ride a <u>bike</u> ? Do you think it is great to ride a <u>bike</u> to school?
	WRITE	Write a sentence with: swim Write a question with: school

TUESDAY ACTIVITY 1


	LOOK & SAY	school	first	started	running	great
	SOUND OUT	eat	seat	meat	meal	
		steal	real			

	READ	I will <u>eat</u> . I will <u>eat</u> the <u>meat</u> . It is great. It is a great <u>meal</u> . It is a great <u>meal</u> to <u>eat</u> the <u>meat</u> . I will sit. I will sit on the <u>seat</u> . I will sit on the <u>seat</u> and <u>eat</u> . I will sit on the <u>seat</u> and <u>eat</u> the <u>meat</u> . I will <u>eat</u> enough. I will <u>eat</u> enough <u>meat</u> .
---	------	---



	WRITE	1. What will I eat? I will eat the _____. 2. Where will I sit? I will sit on the _____.
---	-------	--


TUESDAY ACTIVITY 2


	READ	Read the  and  words from Activity 1.
---	------	---

	WRITE	Write a sentence with: steal Write a question with: real
---	-------	---

WEDNESDAY ACTIVITY 1




	LOOK & SAY	school	first	started	running	great
	SOUND OUT	scrap	scream	screen	scrape	
		scram				

	READ	I <u>scream</u> . I <u>scream</u> at school. Do you <u>scream</u> ? Do you <u>scream</u> at school? Is it good? Is it good to <u>scream</u> ? Is it good to <u>scream</u> at school? No it is not good. It is not good to <u>scream</u> at school. I will not <u>scream</u> . I will not <u>scream</u> at school. I will sit in my seat and I will not <u>scream</u> .
---	------	--

	WRITE	1. Where do I scream? I scream at _____. 2. Is it good to scream at school? Yes/No, it is/is not good to scream at school.
---	-------	---





WEDNESDAY ACTIVITY 2

	READ	Read the  and  words from Activity 1.
---	------	---





	WRITE	Write the  words and  words in your dictionary. Write a
---	-------	---

sentence with: scrape
Write a question with: first





THURSDAY ACTIVITY 1

	LOOK & SAY	school	first	started	running	great
	SOUND OUT	seat	eat	real	dream	
		screen	scrap	scrape	scream	
	READ					<p>Haile is great. He is great at running. He first started running to school. He was great at running to school. Haile had a <u>dream</u>. He had a <u>dream</u> to run. He had a <u>dream</u> to be the best. He had a <u>dream</u> to be the best at running. He will fight. He will fight to reach his <u>dream</u>! He will fight to reach his <u>dream</u> to be the best at running.</p>





THURSDAY ACTIVITY 2

	READ	Read the  and  words from Activity 1.
	WRITE	<ol style="list-style-type: none">Who is great? _____ is great.What is Haile great at? Haile is great at _____.Where did he first start running to? He started running to _____.What did he want to be the best at? He wanted to be the best at _____.What will he do to reach his dream? He will _____ to reach his dream.

FRIDAY ACTIVITY 1

	READ	Read all the  and  words again.
	READ	Read the story from Thursday Activity 1.

FRIDAY ACTIVITY 2







	READ	Read all the  and  words again.
	WRITE	Write the sentences in your book. Fix the mistakes. <ol style="list-style-type: none">haile had a dreamhe had a dream to runhe will fight to reach his dream

HOME LANGUAGE WORKSHEET






ENGLISH GRADE 2 TERM 1

WEEK 7



MONDAY ACTIVITY 1


	LOOK & SAY	how	tyre	have	want	could
	SOUND OUT	swing	proud	strong	scream	
		real	kind	bike	night	
	READ	Can you ride? Can you ride a <u>bike</u> ? Can you ride a <u>bike</u> at <u>night</u> ? I want to ride a <u>bike</u> . I want to ride a <u>bike</u> at <u>night</u> . How do you ride a <u>bike</u> ? How do you ride a <u>bike</u> at <u>night</u> ? Could you teach me? Could you teach me to ride a <u>bike</u> at <u>night</u> ?				
	WRITE	Write the  and  words in your dictionary.				


MONDAY ACTIVITY 2

	READ	Read the  and  words from Activity 1.				
	READ	Have you seen my <u>bike</u> ? I have lost it. I lost it at <u>night</u> . I lost my <u>bike</u> at <u>night</u> . Could you be <u>kind</u> ? Could you be <u>kind</u> and help me? Could you be <u>kind</u> and help me find my <u>bike</u> ? How will we find it? How will we find the <u>bike</u> ? How will we find the <u>bike</u> that I lost at <u>night</u> ?				
	WRITE	Write a sentence with: scream Write a question with: how				

TUESDAY ACTIVITY 1


	LOOK & SAY	how	tyre	have	want	could
	SOUND OUT	catch	hatch	match	fetch	
		stretch	switch	thatch	witch	

	READ	<p>I will <u>fetch</u>. I will <u>fetch</u> the <u>match</u>. I want to <u>fetch</u> the <u>match</u>. How will you <u>fetch</u>? How will you <u>fetch</u> the <u>match</u>? It is by the <u>witch</u>. The <u>match</u> is by the <u>witch</u>. The <u>match</u> is by the <u>witch</u> in the <u>thatch</u> hut. How will <u>fetch</u> the <u>match</u> by the <u>witch</u> in the <u>thatch</u> hut?</p>
---	-------------	--


	WRITE	<p>1. What do I want to fetch? I want to fetch the _____.</p> <p>2. Where is the match? It is by the _____ in the _____ hut.</p>
---	--------------	--


TUESDAY ACTIVITY 2


	READ	<p>Read the  and  words from Activity 1.</p>
---	-------------	--


	WRITE	<p>Write a sentence with: catch Write a question with: want</p>
---	--------------	--

WEDNESDAY ACTIVITY 1

	LOOK & SAY	how	tyre	have	want	could
---	-----------------------	-----	------	------	------	-------

	SOUND OUT	fishy	meaty	smelly	tricky
		greedy	badly	dusty	very

	READ	<p>Have you seen the <u>fishy</u> fish? The <u>fishy</u> fish is <u>smelly</u>. The <u>fishy</u> fish is <u>very smelly</u>. The <u>fishy</u> fish is <u>greedy</u>. The <u>fishy</u> fish is <u>very greedy</u>. The <u>fishy</u> fish is <u>tricky</u>. The <u>fishy</u> fish is <u>very tricky</u>. The <u>fishy</u> fish is <u>very smelly</u> and <u>greedy</u> and <u>tricky</u>. How can the <u>fishy</u> fish be <u>smelly</u> and <u>greedy</u> and <u>tricky</u>?</p>
---	-------------	---


	WRITE	<p>1. Who is the story about? The story is about the _____.</p> <p>2. What kind of fish is the fishy fish? The fishy fish is very _____ and _____ and _____.</p>
---	--------------	--

WEDNESDAY ACTIVITY 2





	READ	Read the and words from Activity 1.
	WRITE	Write the words and words in your dictionary. Write a sentence with: dusty Write a question with: smelly

THURSDAY ACTIVITY 1





	LOOK & SAY	how	tyre	have	want	could			
	SOUND OUT	very		badly		dusty		tricky	
		fetch		catch		match		stretch	

	READ	 <p>Jane likes to ride her bike. She likes to ride her bike with Mandu. Jane hits her tyre. She hits her tyre on a rock. Her tyre is flat! How will she get back? It will be <u>tricky</u> to get back. It will be <u>very tricky</u> to get back with a flat tyre. Mandu could help. Mandu will go and <u>fetch</u> a pump. He will <u>fetch</u> a pump to fix the tyre.</p>
--	------	---





THURSDAY ACTIVITY 2

	READ	Read the  and  words from Activity 1.
	WRITE	<ol style="list-style-type: none">Who likes to ride her bike? _____ likes to ride her bike.What does Jane hit her tyre on? She hits her tyre on _____.Who could help? Mandu could help _____.What will Mandu go and fetch? He will go and fetch _____.Why will he fetch a pump? He will fetch a pump to _____.

FRIDAY ACTIVITY 1

	READ	Read all the  and  words again.
	READ	Read the story from Thursday Activity 1.

FRIDAY ACTIVITY 2

	READ	Read all the  and  words again.
	WRITE	Write the sentences in your book. Fix the mistakes. <ol style="list-style-type: none">she likes to ride her bike with manduher tyre is flathow will she get back

HOME LANGUAGE WORKSHEET






ENGLISH GRADE 2 TERM 1

WEEK 8

MONDAY ACTIVITY 1




	LOOK & SAY	laugh	home	hiding	found	where
	SOUND OUT	find	catch	tricky	very	
		fetch	real	street	proud	
	READ	I am hiding. Can you <u>find</u> me? Am I hiding by the <u>street</u> ? No I am not. Am I hiding by the dog? No I am not. I am hiding in a <u>tricky</u> spot. I am hiding in a <u>very tricky</u> spot. Where am I hiding? I must not laugh. I must not laugh or you will <u>find</u> me. You will <u>find</u> me and <u>catch</u> me. I am <u>proud</u> of my <u>tricky</u> hiding spot!				
	WRITE	Write the  and  words in your dictionary.				

MONDAY ACTIVITY 2





	READ	Read the  and  words from Activity 1.				
	READ	I will go home. I will go home to <u>find</u> you. I will go home. I will go home to <u>catch</u> you. You are hiding. Where are you hiding? I will <u>find</u> you! Where are you hiding? I will <u>catch</u> you! You will laugh. You will laugh and I will <u>find</u> you. You will laugh and I will <u>catch</u> you. I found you! I found you hiding. I found you hiding in a <u>tricky</u> spot.				
	WRITE	Write a sentence with: tricky Write a question with: where				

TUESDAY ACTIVITY 1




	LOOK & SAY	laugh	home	hiding	found	where
---	------------	-------	------	--------	-------	-------


	SOUND OUT	key	donkey	turkey	valley
		donkey	key	valley	turkey
	READ	I found a <u>donkey</u> . I found a <u>turkey</u> . I found a <u>donkey</u> and a <u>turkey</u> . Where did you find the <u>donkey</u> ? Where did you find the <u>turkey</u> ? I found the <u>donkey</u> in the <u>valley</u> . I found the <u>donkey</u> hiding in the <u>valley</u> . I found the <u>turkey</u> in the <u>valley</u> . I found the <u>turkey</u> hiding in the <u>valley</u> . I found the <u>donkey</u> and the <u>turkey</u> hiding in the <u>valley</u> .			
	WRITE	1. What did I find? I found a _____ and a _____. 2. Where did I find them? I found them in the _____.			

TUESDAY ACTIVITY 2







	READ	Read the  and  words from Activity 1.
	WRITE	Write a sentence with: key Write a question with: donkey

WEDNESDAY ACTIVITY 1



	LOOK & SAY	laugh	home	hiding	found	where
	SOUND OUT	cage	rage	page	sage	
		age	stage	wage	engage	
	READ	I see a <u>cage</u> . Where is the <u>cage</u> ? The <u>cage</u> is on the <u>stage</u> . I will hide. I will hide in the <u>cage</u> . I will hide in the <u>cage</u> on the <u>stage</u> . I will not laugh. I will not laugh in the <u>cage</u> . I will not laugh in the <u>cage</u> on the <u>stage</u> . I will not get in a <u>rage</u> . I will not get in a <u>rage</u> in the <u>cage</u> . I will not get in a <u>rage</u> in the <u>cage</u> on the <u>stage</u> . You will not find me hiding in the <u>cage</u> on the <u>stage</u> !				


	<p>WRITE</p>	<p>1. What do I see? I see a ____.</p> <p>2. Where is the cage? The cage is on the ____.</p>
---	--------------	--

WEDNESDAY ACTIVITY 2





	<p>READ</p>	<p>Read the  and  words from Activity 1.</p>
	<p>WRITE</p>	<p>Write the  words and  words in your dictionary. Write a sentence with: page Write a question with: home</p>

THURSDAY ACTIVITY 1





	<p>LOOK & SAY</p>	<p>laugh</p>	<p>home</p>	<p>hiding</p>	<p>found</p>	<p>where</p>
	<p>SOUND OUT</p>	<p>rage</p>	<p>cage</p>	<p>key</p>	<p>donkey</p>	
		<p>valley</p>	<p>turkey</p>	<p>page</p>	<p>age</p>	

	<p>READ</p>	<div data-bbox="411 1093 1024 1783" data-label="Image"> </div> <p>Siviwe likes to hide. Where is Siviwe hiding? Is he hiding in the <u>cage</u>? No he is not. Is he hiding in the <u>valley</u>? No he is not. Is he hiding by the <u>turkey</u>? No he is not. Is he hiding at home? No he is not. Where is he hiding? We cannot find him. Is he hiding in the drum? Yes he is.</p> <p>He was hiding in the drum. We found him. We found Siviwe!</p>
---	-------------	--





THURSDAY ACTIVITY 2

	READ	Read the  and  words from Activity 1.
	WRITE	<ol style="list-style-type: none">Who likes to hide? _____ likes to hide.Where was the first place we thought he was hiding? Firstly we thought he was hiding in the _____.Where was the second place we thought he was hiding? Secondly we thought he was hiding in the _____.Where was the third place we thought he was hiding? Thirdly we thought he was hiding by the _____.Where was Siviwe hiding? He was hiding in the _____.

FRIDAY ACTIVITY 1

	READ	Read all the  and  words again.
	READ	Read the story from Thursday Activity 1.

FRIDAY ACTIVITY 2


	READ	Read all the  and  words again.
	WRITE	Write the sentences in your book. Fix the mistakes. <ol style="list-style-type: none">where is siviwe hidingis he hiding in the drumwe found siviwe

HOME LANGUAGE WORKSHEET






ENGLISH GRADE 2 TERM 1

WEEK 9



MONDAY ACTIVITY 1



	LOOK & SAY	together	please	buy	half	work
	SOUND OUT	greedy	kind	key	very	
		catch	strong	swim	hike	
	READ	I am <u>strong</u> . I am <u>very strong</u> . Are you <u>strong</u> ? Are you <u>very strong</u> ? I am <u>kind</u> . I am <u>very kind</u> . Are you <u>kind</u> ? Are you <u>very kind</u> ? I am not <u>greedy</u> . I am not <u>very greedy</u> . Are you <u>greedy</u> ? Are you <u>very greedy</u> ? I like to <u>swim</u> . Do you like to <u>swim</u> ? I like to <u>hike</u> . Do you like to <u>hike</u> ?				
	WRITE	Write the  and  words in your dictionary.				

MONDAY ACTIVITY 2





	READ	Read the  and  words from Activity 1.				
	READ	I like to play. I do not like to work. I like to <u>swim</u> . I do not like to work. I like to <u>hike</u> . I do not like to work. I like to play and <u>swim</u> and <u>hike</u> but I do not like to work. Do you like to play? Do you like to <u>swim</u> ? Do you like to <u>hike</u> ? Do you like to work?				
	WRITE	Write a sentence with: catch Write a question with: please				

TUESDAY ACTIVITY 1





	LOOK & SAY	together	please	buy	half	work
	SOUND OUT	fight	bike	string	find	
		eat	steal	crime	meat	

	READ	I want to <u>eat</u> . I want to <u>eat</u> the <u>meat</u> . Could I <u>steal</u> the <u>meat</u> ? Could I <u>steal</u> the <u>meat</u> that I want to <u>eat</u> ? No, it is a <u>crime</u> . It is a <u>crime</u> to <u>steal</u> . It is a <u>crime</u> to <u>steal</u> the <u>meat</u> . You must buy the <u>meat</u> . You must buy the <u>meat</u> that you want to <u>eat</u> . Please do not <u>steal</u> ! Please do not <u>steal</u> the <u>meat</u> !
	WRITE	1. What do I want to eat? I want to eat the _____. 2. What is a crime? It is a crime to _____.







TUESDAY ACTIVITY 2

	READ	Read the  and  words from Activity 1.
	WRITE	Write a sentence with: crime Write a question with: work



WEDNESDAY ACTIVITY 1



	LOOK & SAY	together	please	buy	half	work
	SOUND OUT	fright	smelly	tiger	light	
		prank	cage	fetch	scream	
	READ	I will play a <u>prank</u> . I will play a <u>prank</u> on mom. I will buy the <u>tiger</u> . I will buy the <u>tiger</u> in the <u>cage</u> . The <u>tiger</u> is <u>smelly</u> . My mom will see the <u>tiger</u> . She will see the <u>smelly</u> <u>tiger</u> . Mom will get a <u>fright</u> . She will get a big <u>fright</u> . Mom will <u>scream</u> . I will laugh. I will laugh when mom gets a <u>fright</u> . I will laugh when mom <u>screams</u> !				
	WRITE	1. Who will I play a prank on? I will play a prank on _____. 2. What will I buy? I will buy the _____.				

WEDNESDAY ACTIVITY 2





	READ	Read the  and  words from Activity 1.
	WRITE	Write the  words and  words in your dictionary. Write a sentence with: fright Write a question with: buy

THURSDAY ACTIVITY 1





	LOOK & SAY	together	please	buy	half	work
	SOUND OUT	ride	street	bike	proud	
		very	find	page	stretch	

	READ	 <p>Marie wants a <u>bike</u>. She wants to <u>ride</u> with Busi. Busi has a <u>bike</u>. "Please can you buy me a <u>bike</u> dad?" Marie asks. "I will pay half." Dad says. Marie will work. She will work to buy the <u>bike</u>. She wants to <u>ride</u> her <u>bike</u>. She wants to ride her <u>bike</u> in the <u>street</u> with Busi. Marie has enough to buy the <u>bike</u>! Marie is very <u>proud</u> that she has enough. She can <u>ride</u> together with Busi.</p>	<p>Marie wants a <u>bike</u>. She wants to <u>ride</u> with Busi. Busi has a <u>bike</u>. "Please can you buy me a <u>bike</u> dad?" Marie asks. "I will pay half." Dad says. Marie</p>
---	------	---	---





THURSDAY ACTIVITY 2

	READ	Read the  and  words from Activity 1.
	WRITE	<ol style="list-style-type: none">Who wants a bike? _____ wants a bike.Who has a bike? _____ has a bike.How much will dad pay? Dad will pay _____.What will Marie do to buy the bike? Marie will _____ to buy the bike.How does Marie feel that she has enough to buy the bike? Marie feels _____ that she has enough to buy the bike.

FRIDAY ACTIVITY 1

	READ	Read all the  and  words again.
	READ	Read the story from Thursday Activity 1.

FRIDAY ACTIVITY 2







	READ	Read all the  and  words again.
	WRITE	Write the sentences in your book. Fix the mistakes. <ol style="list-style-type: none">she wants to ride with busiplease can you buy me a bike dad marie asksmarie has enough to buy the bike

HOME LANGUAGE WORKSHEET






ENGLISH GRADE 2 TERM 1

WEEK 10



MONDAY ACTIVITY 1



	LOOK & SAY	share	story	barn	lazy	candle
	SOUND OUT	prick	donkey	bite	fight	
		right	fetch	rage	night	
	READ	I will <u>prick</u> the <u>donkey</u> . I will <u>prick</u> the <u>donkey</u> with a pin. I will <u>fetch</u> the pin. I will <u>fetch</u> the pin to <u>prick</u> the <u>donkey</u> . The <u>donkey</u> is in the barn. It is not <u>right</u> ! It is not <u>right</u> to <u>prick</u> the <u>donkey</u> . It is not <u>right</u> to <u>prick</u> the <u>donkey</u> with a pin. The <u>donkey</u> will <u>bite</u> you. The <u>donkey</u> will <u>bite</u> you if you <u>prick</u> it with a pin!				
	WRITE	Write the  and  words in your dictionary.				

MONDAY ACTIVITY 2





	READ	Read the  and  words from Activity 1.				
	READ	Please do not <u>fight</u> . Please do not <u>fight</u> at <u>night</u> . It is not <u>right</u> . It is not <u>right</u> to <u>fight</u> at <u>night</u> . Do not get into a <u>rage</u> . Do not get into a <u>rage</u> at <u>night</u> . It is not <u>right</u> . It is not <u>right</u> to get into a <u>rage</u> . It is not <u>right</u> to get into a <u>rage</u> at <u>night</u> .				
	WRITE	Write a sentence with: fight Write a question with: story				

TUESDAY ACTIVITY 1





	LOOK & SAY	share	story	barn	lazy	candle
	SOUND OUT	swop	swing	bike	kite	
		steal	greedy	prank	kind	

	READ	Will you be <u>kind</u> ? Will you be <u>kind</u> and share? Will you be <u>kind</u> and share your <u>kite</u> ? Will you be <u>kind</u> and share your <u>kite</u> with me. I have a <u>kite</u> . We can <u>swop</u> . You must not be <u>greedy</u> . You must not be <u>greedy</u> , you must share. I will not <u>steal</u> your <u>kite</u> . I will not play a <u>prank</u> and <u>steal</u> your <u>kite</u> .
	WRITE	1. What do I want you to share with me? I want you to share your _____ with me. 2. Will I steal your kite? Yes/No, I will/ will not steal your kite.







TUESDAY ACTIVITY 2

	READ	Read the  and  words from Activity 1.
	WRITE	Write a sentence with: swop Write a question with: lazy



WEDNESDAY ACTIVITY 1



	LOOK & SAY	share	story	barn	lazy	candle
	SOUND OUT	donkey	turkey	tiger	bite	
	READ	Is the <u>donkey</u> in the barn? Yes, the <u>donkey</u> is in the barn. Is the <u>turkey</u> in the barn? Yes, the <u>turkey</u> is in the barn. Is the <u>tiger</u> in the barn? No, the <u>tiger</u> is not in the barn. The <u>tiger</u> will <u>bite</u> the <u>donkey</u> . The <u>tiger</u> will <u>bite</u> the <u>turkey</u> . It will be <u>very</u> bad if the <u>tiger</u> is in the barn!				
	WRITE	1. Who is in the barn? The _____ and _____ are in the barn. 2. What will the tiger do to the donkey and the turkey? The tiger will _____ the donkey and the turkey.				

WEDNESDAY ACTIVITY 2

	READ	Read the  and  words from Activity 1.
	WRITE	Write the  words and  words in your dictionary. Write a sentence with: meal Write a question with: barn


THURSDAY ACTIVITY 1

	LOOK & SAY	share	story	barn	lazy	candle
	SOUND OUT	bright	read	light	proud	
		night	page	seat	scream	





	READ					<p>Let me share a story. In the story we see a boy. We think he is lazy. Is he lazy? He sits. He sits and</p> <p><u>reads</u>. He sits and plans. He sits and <u>reads</u> and plans. He thinks. He thinks of an idea. He can <u>light</u> a candle. He can <u>light</u> a <u>bright</u> candle. He can <u>light</u> a <u>bright</u> candle in the barn. He is not lazy. He plans and thinks of ideas!</p>
---	------	---	--	--	--	--

THURSDAY ACTIVITY 2





	READ	Read the  and  words from Activity 1.
---	------	---

	<p>WRITE</p>	<ol style="list-style-type: none"> 1. Who do we see in the story? We see a _____ in the story. 2. What do we think? We think _____. 3. What does he sit and do? He sits and _____ and _____. 4. What can he light? He can light a _____. 5. Is the boy lazy? Yes/ No, the boy is/is not lazy.
---	---------------------	--

FRIDAY ACTIVITY 1

	<p>READ</p>	<p>Read all the  and  words again.</p>
	<p>READ</p>	<p>Read the story from Thursday Activity 1.</p>

FRIDAY ACTIVITY 2







	<p>READ</p>	<p>Read all the  and  words again.</p>
	<p>WRITE</p>	<p>Write the sentences in your book. Fix the mistakes.</p> <ol style="list-style-type: none"> 1. is he lazy 2. he is not lazy 3. he plans and thinks of ideas

HOME LANGUAGE WORKSHEET






ENGLISH GRADE 3 TERM 1

WEEK 3




MONDAY ACTIVITY 1


	LOOK & SAY	busy	everyone	worst	ever	birthday
	SOUND OUT	sad	mad	fun	not	
		sit	think	wish	chat	
	READ	I am <u>sad</u> . I am <u>mad</u> . I am <u>sad</u> and I am <u>mad</u> . I <u>sit</u> . I <u>think</u> . I <u>sit</u> and <u>think</u> . I <u>sit</u> and <u>think</u> and I am <u>mad</u> and I am <u>sad</u> .				
	WRITE	Write the  and  words in your dictionary.				

MONDAY ACTIVITY 2





	READ	Read the  and  words from Activity 1.
	READ	Can we <u>sit</u> ? Can we <u>chat</u> ? Can we <u>sit</u> and <u>chat</u> ? It will be <u>fun</u> . It will be <u>fun</u> to <u>sit</u> and <u>chat</u> . I <u>think</u> it will be <u>fun</u> to <u>sit</u> and <u>chat</u> .
	WRITE	Write a sentence with: sad Write a question with: fun

TUESDAY ACTIVITY 1





	LOOK & SAY	busy	everyone	worst	ever	birthday
	SOUND OUT	pray	prank	prick	preen	
		press	proud			
	READ	I am not <u>proud</u> . I am not <u>proud</u> of the <u>prank</u> . It is the worst. It is the worst <u>prank</u> . It is the worst <u>prank</u> ever. Are you <u>proud</u> ? Are you <u>proud</u> of the <u>prank</u> ? Everyone is mad. Everyone is sad. It was not fun. It was not fun to see everyone sad. It was not fun to see everyone mad.				

	WRITE	1. How does everyone feel? Everyone is _____ and _____. 2. What was not fun? It was not fun to _____.
---	--------------	--







TUESDAY ACTIVITY 2

	READ	Read the  and  words from Activity 1.
	WRITE	Write a sentence with: pray Write a question with: birthday



WEDNESDAY ACTIVITY 1

	LOOK & SAY	busy	everyone	worst	ever	birthday
	SOUND OUT	light	sight	fight	night	
	READ	I see. I see a <u>light</u> . I see a <u>bright light</u> . Can you see the <u>light</u> ? Can you see the <u>bright light</u> ? It is a <u>sight</u> . It is a <u>sight</u> to see the <u>bright light</u> . It is a <u>sight</u> to see the <u>bright light</u> at <u>night</u> . It is not <u>right</u> . It is not <u>right</u> to <u>fight</u> . It is not <u>right</u> to <u>fight</u> in the <u>night</u> .				
	WRITE	1. What can I see? I can see a ____. 2. What is not right? It is not right to ____.				

WEDNESDAY ACTIVITY 2

	READ	Read the  and  words from Activity 1.
	WRITE	Write the  words and  words in your dictionary. Write a sentence with: light Write a question with: busy

THURSDAY ACTIVITY 1

	LOOK & SAY	busy	everyone	wors	ever	birthday
	SOUND OUT	proud	prick	pray	press	
		right	fight	sight	night	



READ



Mandla is sad.
Mandla is mad.
Mom is busy. Dad is busy.
Everyone is busy.
This is the worst


birthday ever! It is not right. It is not right to be busy. It is not right to be busy on my birthday. It is not right for mom to be busy. It is not right for dad to be busy. It is not right for everyone to be busy on my birthday. This is the worst birthday ever!

THURSDAY ACTIVITY 2







READ





Read the  and  words from Activity 1.

	<p>WRITE</p>	<ol style="list-style-type: none"> 1. Who is sad? _____ is sad. 2. Why is Mandla sad? He is sad because _____. 3. What is not right? It is not right for _____. 4. Who is busy? _____ is busy. 5. What kind of birthday is this? This is the _____ birthday.
---	---------------------	---

FRIDAY ACTIVITY 1

	<p>READ</p>	<p>Read all the  and  words again.</p>
	<p>READ</p>	<p>Read the story from Thursday Activity 1.</p>

FRIDAY ACTIVITY 2







	<p>READ</p>	<p>Read all the  and  words again.</p>
	<p>WRITE</p>	<p>Write the sentences in your book. Fix the mistakes.</p> <ol style="list-style-type: none"> 1. mandla is sad on his birthday 2. is it right for everyone to be busy 3. this is the worst birthday ever

HOME LANGUAGE WORKSHEET






ENGLISH GRADE 2 TERM 1

WEEK 4



MONDAY ACTIVITY 1


	LOOK & SAY	ideas	many	thought	party	what
	SOUND OUT	right	tight	night	high	
		prick	proud	prank	press	
	READ	I was <u>right</u> . I thought I was <u>right</u> . I thought I was <u>right</u> at <u>night</u> . I was <u>proud</u> . I was <u>proud</u> that I was <u>right</u> . I was <u>proud</u> that I thought that I was <u>right</u> . I was <u>proud</u> that I thought that I was <u>right</u> at <u>night</u> .				
	WRITE	Write the  and  words in your dictionary.				


MONDAY ACTIVITY 2

	READ	Read the  and  words from Activity 1.				
	READ	I have so many ideas. I have so many ideas at <u>night</u> . I have so many bright ideas at <u>night</u> . I am proud. I am <u>proud</u> of my thoughts. I am <u>proud</u> of my thoughts at <u>night</u> . I am <u>proud</u> of my bright thoughts at <u>night</u> .				
	WRITE	Write a sentence with: high Write a question with: party				

TUESDAY ACTIVITY 1


	LOOK & SAY	ideas	many	thought	party	what
	SOUND OUT	swing	swim	swop	swam	
		swop	sway			

	READ	I will <u>swim</u> . I will <u>swim</u> at the party. I will <u>swing</u> . I will <u>swim</u> at the party. I will <u>swim</u> and I will <u>swing</u> . I will <u>swim</u> and I will <u>swing</u> at the party. I will <u>sway</u> . I will <u>sway</u> at the party. I will <u>swing</u> and <u>swim</u> and <u>sway</u> at the party!
---	------	--

	WRITE	1. What will I do? I will _____ and _____ and _____. 2. Where will I swim and swing and sway? I will swim and swing and sway at the _____.
---	-------	---


TUESDAY ACTIVITY 2


	READ	Read the  and  words from Activity 1.
---	------	---

	WRITE	Write a sentence with: swim Write a question with: party
---	-------	---

WEDNESDAY ACTIVITY 1




	LOOK & SAY	ideas	many	thought	party	what
	SOUND OUT	slime	bike	bite	kite	
		hike	crime			

	READ	I will ride. I will ride my <u>bike</u> . I will ride my <u>bike</u> to the party. I will <u>bite</u> . I will <u>bite</u> the <u>slime</u> . I will <u>bite</u> the <u>slime</u> at the party. You must not. You must not <u>bite</u> . You must not <u>bite</u> the <u>slime</u> at the party. You can <u>swim</u> . You can <u>swim</u> and <u>swing</u> . You can <u>swim</u> and <u>swing</u> at the party.
---	------	--



	WRITE	1. What will I ride? I will ride my _____. 2. What will I bite at the party? I will bite _____ at the party.
---	-------	---



WEDNESDAY ACTIVITY 2

	READ	Read the  and  words from Activity 1.
---	------	---

	WRITE	Write the  words and  words in your dictionary. Write a sentence with: kite Write a question with: hike
---	--------------	---


THURSDAY ACTIVITY 1

	LOOK & SAY	ideas	many	thought	party	what
	SOUND OUT	bite	slime	swim	kite	
		swing	swop	bike	swam	





	READ	<div style="display: flex; align-items: center;">  <div style="margin-left: 20px;"> <p>Zanele has many ideas. Zanele has many thoughts. Zanele has many ideas and thought for a party. What party will she have? What party will she like? Will she have a <u>kite</u> party? No she will not. Will she have a <u>slime</u> party? No she will not. Will she have a bike party? No she will not. What party will she have? What party will she like?</p> </div> </div>
---	-------------	---

THURSDAY ACTIVITY 2





	READ	Read the  and  words from Activity 1.
---	-------------	---

	<p>WRITE</p>	<p>1. Who has many ideas? _____ has many ideas.</p> <p>2. What does Zanele have many thoughts and ideas about? She has many thoughts and ideas about _____.</p> <p>3. Will she have a kite party? Yes/No, she will/ will not have a kite party.</p> <p>4. Will she have a slime party? Yes/No, she will/ will not have a slime party.</p> <p>5. Will she have a bike party? Yes/No, she will/ will not have a bike party.</p>
---	---------------------	--

FRIDAY ACTIVITY 1

	<p>READ</p>	<p>Read all the  and  words again.</p>
	<p>READ</p>	<p>Read the story from Thursday Activity 1.</p>

FRIDAY ACTIVITY 2







	<p>READ</p>	<p>Read all the  and  words again.</p>
	<p>WRITE</p>	<p>Write the sentences in your book. Fix the mistakes.</p> <ol style="list-style-type: none"> 1. zanele has many ideas 2. will she have a kite party 3. what party will she like

HOME LANGUAGE WORKSHEET






ENGLISH GRADE 2 TERM 1

WEEK 5



MONDAY ACTIVITY 1


	LOOK & SAY	good	drove	wish	different	enough
	SOUND OUT	right	night	swop	sway	
		prick	proud	hike	crime	
	READ	I will <u>hike</u> . I like to <u>hike</u> . Do you like to <u>hike</u> ? It is good. It is good to <u>hike</u> . I <u>hike</u> at <u>night</u> . Is it good? Is it good to <u>hike</u> at <u>night</u> ? Is it <u>right</u> ? Is it <u>right</u> to <u>hike</u> at <u>night</u> ? It is not good. It is not good to <u>hike</u> at <u>night</u> . It is not <u>right</u> . It is not <u>right</u> to <u>hike</u> at <u>night</u> .				
	WRITE	Write the  and  words in your dictionary.				


MONDAY ACTIVITY 2

	READ	Read the  and  words from Activity 1.				
	READ	I will <u>prick</u> my mom. I will <u>prick</u> my mom with a pin. Is it good? Is it good to <u>prick</u> my mom? Is it good to <u>prick</u> my mom with a pin? No, it is not good! It is not good to <u>prick</u> my mom with a pin! Is it <u>right</u> ? Is it <u>right</u> to <u>prick</u> my mom? Is it <u>right</u> to <u>prick</u> my mom with a pin? No, it is not <u>right</u> ! It is not <u>right</u> to <u>prick</u> my mom with a pin!				
	WRITE	Write a sentence with: swop Write a question with: drove				

TUESDAY ACTIVITY 1


	LOOK & SAY	good	drove	wish	different	enough
	SOUND OUT	string	strain	strong	stray	
		stripe	street			

	READ	I see a dog. I see a <u>stray</u> dog. I see a <u>stray</u> dog on the <u>street</u> . I will get a <u>string</u> . I will get a <u>strong string</u> . I will get a <u>strong string</u> to help the dog. I will get a <u>strong string</u> to help the <u>stray</u> dog. He has a <u>stripe</u> . He has a <u>stripe</u> on his back. He is good. He is good dog.
---	-------------	---


	WRITE	1. What do I see? I see a ____. 2. What will I get to help the dog? I will get a ____.
---	--------------	---


TUESDAY ACTIVITY 2


	READ	Read the  and  words from Activity 1.
---	-------------	---


	WRITE	Write a sentence with: strong Write a question with: wish
---	--------------	--

WEDNESDAY ACTIVITY 1







	LOOK & SAY	good	drove	wish	different	enough
---	-----------------------	------	-------	------	-----------	--------

	SOUND OUT	tiger	blind	kind	find
		kind	tiger	find	blind



	READ	I will <u>find</u> . I will <u>find</u> a <u>tiger</u> . I will <u>find</u> a <u>blind tiger</u> . The <u>blind tiger</u> is good. The <u>blind tiger</u> is <u>kind</u> . Is the <u>blind tiger</u> strong? Yes the <u>blind tiger</u> is strong. What will the <u>tiger</u> do? What will the <u>blind tiger</u> do? Will the <u>tiger</u> fight? Will the <u>blind tiger</u> fight? No, the <u>blind tiger</u> will not fight. The <u>blind tiger</u> is good and <u>kind</u> .
---	-------------	--



	WRITE	1. What will I find? I will find a ____. 2. Will the tiger fight? Yes/No, the tiger will/will not fight.
---	--------------	---

WEDNESDAY ACTIVITY 2

	READ	Read the  and  words from Activity 1.
	WRITE	Write the  words and  words in your dictionary. Write a sentence with: tiger Write a question with: find


THURSDAY ACTIVITY 1

	LOOK & SAY	good	drove	wish	different	enough			
	SOUND OUT	tiger		blind		kind		find	
		strong		street		stray		string	





	READ		<p>Chuck is good. Chuck is <u>kind</u>. Chuck is <u>strong</u>. He is good and <u>kind</u> and <u>strong</u>. He is good and <u>kind</u> and <u>strong</u> but Chuck will wish. He will wish to be different. He thought he was not good enough. He was sad. He was sad as he drove on the <u>street</u>. He must not be sad! He must</p> <p>not wish to be different! He is good enough.</p>
---	------	---	---

THURSDAY ACTIVITY 2





	READ	Read the  and  words from Activity 1.
---	------	---

	<p>WRITE</p>	<ol style="list-style-type: none"> 1. Who is the story about? The story is about _____. 2. What does Chuck wish to be? Chuck wishes to be _____. 3. How did chuck feel as he drove on the street? Chuck felt _____ as he drove on the street. 4. What kind of truck is Chuck? Chuck is _____ and _____ and _____. 5. Is Chuck good enough? Yes/No, he is/ is not good enough.
---	---------------------	--

FRIDAY ACTIVITY 1

	<p>READ</p>	<p>Read all the  and  words again.</p>
	<p>READ</p>	<p>Read the story from Thursday Activity 1.</p>

FRIDAY ACTIVITY 2






	<p>READ</p>	<p>Read all the  and  words again.</p>
	<p>WRITE</p>	<p>Write the sentences in your book. Fix the mistakes.</p> <ol style="list-style-type: none"> 1. he must not wish to be different 2. he was sad as he drove on the street 3. he is good and kind and strong

HOME LANGUAGE WORKSHEET






ENGLISH GRADE 2 TERM 1

WEEK 6



MONDAY ACTIVITY 1


	LOOK & SAY	school	first	started	running	great
	SOUND OUT	strong	street	find	kind	
		proud	hike	bike	swim	
	READ	I am <u>strong</u> . I am <u>proud</u> . I am <u>kind</u> . I am <u>strong</u> and <u>proud</u> and <u>kind</u> . I like to be me. I like to <u>hike</u> . I like to <u>swim</u> . I like to ride my <u>bike</u> . I like to <u>hike</u> and <u>swim</u> and ride my <u>bike</u> . I like to be me. I am <u>proud</u> to be me. I think I am great!				
	WRITE	Write the  and  words in your dictionary.				


MONDAY ACTIVITY 2

	READ	Read the  and  words from Activity 1.
	READ	I ride my <u>bike</u> . I ride my <u>bike</u> to school. I ride my <u>bike</u> to school on the <u>street</u> . I think it is great. I think it is great to ride my <u>bike</u> . I think it is great to ride my <u>bike</u> to school. I think it is great to ride my <u>bike</u> to school on the <u>street</u> . Do you think it is great? Do you think it is great to ride a <u>bike</u> ? Do you think it is great to ride a <u>bike</u> to school?
	WRITE	Write a sentence with: swim Write a question with: school

TUESDAY ACTIVITY 1


	LOOK & SAY	school	first	started	running	great
	SOUND OUT	eat	seat	meat	meal	
		steal	real			

	READ	I will <u>eat</u> . I will <u>eat</u> the <u>meat</u> . It is great. It is a great <u>meal</u> . It is a great <u>meal</u> to <u>eat</u> the <u>meat</u> . I will sit. I will sit on the <u>seat</u> . I will sit on the <u>seat</u> and <u>eat</u> . I will sit on the <u>seat</u> and <u>eat</u> the <u>meat</u> . I will <u>eat</u> enough. I will <u>eat</u> enough <u>meat</u> .
---	------	---



	WRITE	1. What will I eat? I will eat the _____. 2. Where will I sit? I will sit on the _____.
---	-------	--


TUESDAY ACTIVITY 2


	READ	Read the  and  words from Activity 1.
---	------	---

	WRITE	Write a sentence with: steal Write a question with: real
---	-------	---

WEDNESDAY ACTIVITY 1




	LOOK & SAY	school	first	started	running	great
	SOUND OUT	scrap	scream	screen	scrape	
		scram				

	READ	I <u>scream</u> . I <u>scream</u> at school. Do you <u>scream</u> ? Do you <u>scream</u> at school? Is it good? Is it good to <u>scream</u> ? Is it good to <u>scream</u> at school? No it is not good. It is not good to <u>scream</u> at school. I will not <u>scream</u> . I will not <u>scream</u> at school. I will sit in my seat and I will not <u>scream</u> .
---	------	--

	WRITE	1. Where do I scream? I scream at _____. 2. Is it good to scream at school? Yes/No, it is/is not good to scream at school.
---	-------	---





WEDNESDAY ACTIVITY 2

	READ	Read the  and  words from Activity 1.
---	------	---





	WRITE	Write the  words and  words in your dictionary. Write a
---	-------	---

sentence with: scrape
Write a question with: first





THURSDAY ACTIVITY 1

	LOOK & SAY	school	first	started	running	great	
	SOUND OUT	seat		eat	real	dream	
		screen		scrap	scrape	scream	
	READ						<p>Haile is great. He is great at running. He first started running to school. He was great at running to school. Haile had</p>
		<p>a <u>dream</u>. He had a <u>dream</u> to run. He had a <u>dream</u> to be the best. He had a <u>dream</u> to be the best at running. He will fight. He will fight to reach his <u>dream</u>! He will fight to reach his <u>dream</u> to be the best at running.</p>					





THURSDAY ACTIVITY 2

	READ	Read the  and  words from Activity 1.
	WRITE	<ol style="list-style-type: none">Who is great? _____ is great.What is Haile great at? Haile is great at _____.Where did he first start running to? He started running to _____.What did he want to be the best at? He wanted to be the best at _____.What will he do to reach his dream? He will _____ to reach his dream.

FRIDAY ACTIVITY 1

	READ	Read all the  and  words again.
	READ	Read the story from Thursday Activity 1.

FRIDAY ACTIVITY 2







	READ	Read all the  and  words again.
	WRITE	Write the sentences in your book. Fix the mistakes. <ol style="list-style-type: none">haile had a dreamhe had a dream to runhe will fight to reach his dream

HOME LANGUAGE WORKSHEET






ENGLISH GRADE 2 TERM 1

WEEK 7



MONDAY ACTIVITY 1


	LOOK & SAY	how	tyre	have	want	could
	SOUND OUT	swing	proud	strong	scream	
		real	kind	bike	night	
	READ	Can you ride? Can you ride a <u>bike</u> ? Can you ride a <u>bike</u> at <u>night</u> ? I want to ride a <u>bike</u> . I want to ride a <u>bike</u> at <u>night</u> . How do you ride a <u>bike</u> ? How do you ride a <u>bike</u> at <u>night</u> ? Could you teach me? Could you teach me to ride a <u>bike</u> at <u>night</u> ?				
	WRITE	Write the  and  words in your dictionary.				


MONDAY ACTIVITY 2

	READ	Read the  and  words from Activity 1.				
	READ	Have you seen my <u>bike</u> ? I have lost it. I lost it at <u>night</u> . I lost my <u>bike</u> at <u>night</u> . Could you be <u>kind</u> ? Could you be <u>kind</u> and help me? Could you be <u>kind</u> and help me find my <u>bike</u> ? How will we find it? How will we find the <u>bike</u> ? How will we find the <u>bike</u> that I lost at <u>night</u> ?				
	WRITE	Write a sentence with: scream Write a question with: how				

TUESDAY ACTIVITY 1


	LOOK & SAY	how	tyre	have	want	could
	SOUND OUT	catch	hatch	match	fetch	
		stretch	switch	thatch	witch	

	READ	<p>I will <u>fetch</u>. I will <u>fetch</u> the <u>match</u>. I want to <u>fetch</u> the <u>match</u>. How will you <u>fetch</u>? How will you <u>fetch</u> the <u>match</u>? It is by the <u>witch</u>. The <u>match</u> is by the <u>witch</u>. The <u>match</u> is by the <u>witch</u> in the <u>thatch</u> hut. How will <u>fetch</u> the <u>match</u> by the <u>witch</u> in the <u>thatch</u> hut?</p>
---	-------------	--


	WRITE	<p>1. What do I want to fetch? I want to fetch the _____.</p> <p>2. Where is the match? It is by the _____ in the _____ hut.</p>
---	--------------	--


TUESDAY ACTIVITY 2


	READ	<p>Read the  and  words from Activity 1.</p>
---	-------------	--


	WRITE	<p>Write a sentence with: catch Write a question with: want</p>
---	--------------	--

WEDNESDAY ACTIVITY 1







	LOOK & SAY	how	tyre	have	want	could
---	-----------------------	-----	------	------	------	-------

	SOUND OUT	fishy	meaty	smelly	tricky
		greedy	badly	dusty	very



	READ	<p>Have you seen the <u>fishy</u> fish? The <u>fishy</u> fish is <u>smelly</u>. The <u>fishy</u> fish is <u>very smelly</u>. The <u>fishy</u> fish is <u>greedy</u>. The <u>fishy</u> fish is <u>very greedy</u>. The <u>fishy</u> fish is <u>tricky</u>. The <u>fishy</u> fish is <u>very tricky</u>. The <u>fishy</u> fish is <u>very smelly</u> and <u>greedy</u> and <u>tricky</u>. How can the <u>fishy</u> fish be <u>smelly</u> and <u>greedy</u> and <u>tricky</u>?</p>
---	-------------	---



	WRITE	<p>1. Who is the story about? The story is about the _____.</p> <p>2. What kind of fish is the fishy fish? The fishy fish is very _____ and _____ and _____.</p>
---	--------------	--

WEDNESDAY ACTIVITY 2





	READ	Read the  and  words from Activity 1.
	WRITE	Write the  words and  words in your dictionary. Write a sentence with: dusty Write a question with: smelly

THURSDAY ACTIVITY 1





	LOOK & SAY	how	tyre	have	want	could			
	SOUND OUT	very		badly		dusty		tricky	
		fetch		catch		match		stretch	

	READ	 <p>Jane likes to ride her bike. She likes to ride her bike with Mandu. Jane hits her tyre. She hits her tyre on a rock. Her tyre is flat! How will she get back? It will be <u>tricky</u> to get back. It will be <u>very tricky</u> to get back with a flat tyre. Mandu could help. Mandu will go and <u>fetch</u> a pump. He will <u>fetch</u> a pump to fix the tyre.</p>
---	------	---





THURSDAY ACTIVITY 2

	READ	Read the  and  words from Activity 1.
	WRITE	<ol style="list-style-type: none">Who likes to ride her bike? _____ likes to ride her bike.What does Jane hit her tyre on? She hits her tyre on _____.Who could help? Mandu could help _____.What will Mandu go and fetch? He will go and fetch _____.Why will he fetch a pump? He will fetch a pump to _____.

FRIDAY ACTIVITY 1

	READ	Read all the  and  words again.
	READ	Read the story from Thursday Activity 1.

FRIDAY ACTIVITY 2

	READ	Read all the  and  words again.
	WRITE	Write the sentences in your book. Fix the mistakes. <ol style="list-style-type: none">she likes to ride her bike with manduher tyre is flathow will she get back

HOME LANGUAGE WORKSHEET






ENGLISH GRADE 2 TERM 1

WEEK 8

MONDAY ACTIVITY 1




	LOOK & SAY	laugh	home	hiding	found	where
	SOUND OUT	find	catch	tricky	very	
		fetch	real	street	proud	
	READ	I am hiding. Can you <u>find</u> me? Am I hiding by the <u>street</u> ? No I am not. Am I hiding by the dog? No I am not. I am hiding in a <u>tricky</u> spot. I am hiding in a <u>very tricky</u> spot. Where am I hiding? I must not laugh. I must not laugh or you will <u>find</u> me. You will <u>find</u> me and <u>catch</u> me. I am <u>proud</u> of my <u>tricky</u> hiding spot!				
	WRITE	Write the  and  words in your dictionary.				

MONDAY ACTIVITY 2





	READ	Read the  and  words from Activity 1.
	READ	I will go home. I will go home to <u>find</u> you. I will go home. I will go home to <u>catch</u> you. You are hiding. Where are you hiding? I will <u>find</u> you! Where are you hiding? I will <u>catch</u> you! You will laugh. You will laugh and I will <u>find</u> you. You will laugh and I will <u>catch</u> you. I found you! I found you hiding. I found you hiding in a <u>tricky</u> spot.
	WRITE	Write a sentence with: tricky Write a question with: where

TUESDAY ACTIVITY 1




	LOOK & SAY	laugh	home	hiding	found	where
---	------------	-------	------	--------	-------	-------


	SOUND OUT	key	donkey	turkey	valley
		donkey	key	valley	turkey
	READ	I found a <u>donkey</u> . I found a <u>turkey</u> . I found a <u>donkey</u> and a <u>turkey</u> . Where did you find the <u>donkey</u> ? Where did you find the <u>turkey</u> ? I found the <u>donkey</u> in the <u>valley</u> . I found the <u>donkey</u> hiding in the <u>valley</u> . I found the <u>turkey</u> in the <u>valley</u> . I found the <u>turkey</u> hiding in the <u>valley</u> . I found the <u>donkey</u> and the <u>turkey</u> hiding in the <u>valley</u> .			
	WRITE	1. What did I find? I found a _____ and a _____. 2. Where did I find them? I found them in the _____.			

TUESDAY ACTIVITY 2







	READ	Read the  and  words from Activity 1.
	WRITE	Write a sentence with: key Write a question with: donkey

WEDNESDAY ACTIVITY 1



	LOOK & SAY	laugh	home	hiding	found	where
	SOUND OUT	cage	rage	page	sage	
		age	stage	wage	engage	
	READ	I see a <u>cage</u> . Where is the <u>cage</u> ? The <u>cage</u> is on the <u>stage</u> . I will hide. I will hide in the <u>cage</u> . I will hide in the <u>cage</u> on the <u>stage</u> . I will not laugh. I will not laugh in the <u>cage</u> . I will not laugh in the <u>cage</u> on the <u>stage</u> . I will not get in a <u>rage</u> . I will not get in a <u>rage</u> in the <u>cage</u> . I will not get in a <u>rage</u> in the <u>cage</u> on the <u>stage</u> . You will not find me hiding in the <u>cage</u> on the <u>stage</u> !				


	WRITE	<p>1. What do I see? I see a _____.</p> <p>2. Where is the cage? The cage is on the _____.</p>
---	--------------	--

WEDNESDAY ACTIVITY 2





	READ	Read the  and  words from Activity 1.
	WRITE	Write the  words and  words in your dictionary. Write a sentence with: page Write a question with: home

THURSDAY ACTIVITY 1





	LOOK & SAY	laugh	home	hiding	found	where
	SOUND OUT	rage	cage	key	donkey	
		valley	turkey	page	age	

	READ	<div data-bbox="406 1086 1029 1780" data-label="Image"> </div> <p>Siviwe likes to hide. Where is Siviwe hiding? Is he hiding in the <u>cage</u>? No he is not. Is he hiding in the <u>valley</u>? No he is not. Is he hiding by the <u>turkey</u>? No he is not. Is he hiding at home? No he is not. Where is he hiding? We cannot find him. Is he hiding in the drum? Yes he is.</p> <p>He was hiding in the drum. We found him. We found Siviwe!</p>
---	-------------	--





THURSDAY ACTIVITY 2

	READ	Read the  and  words from Activity 1.
	WRITE	<ol style="list-style-type: none">Who likes to hide? _____ likes to hide.Where was the first place we thought he was hiding? Firstly we thought he was hiding in the _____.Where was the second place we thought he was hiding? Secondly we thought he was hiding in the _____.Where was the third place we thought he was hiding? Thirdly we thought he was hiding by the _____.Where was Siviwe hiding? He was hiding in the _____.

FRIDAY ACTIVITY 1

	READ	Read all the  and  words again.
	READ	Read the story from Thursday Activity 1.

FRIDAY ACTIVITY 2

	READ	Read all the  and  words again.
	WRITE	Write the sentences in your book. Fix the mistakes. <ol style="list-style-type: none">where is siviwe hidingis he hiding in the drumwe found siviwe

HOME LANGUAGE WORKSHEET






ENGLISH GRADE 2 TERM 1

WEEK 9



MONDAY ACTIVITY 1



	LOOK & SAY	together	please	buy	half	work
	SOUND OUT	greedy	kind	key	very	
		catch	strong	swim	hike	
	READ	I am <u>strong</u> . I am <u>very strong</u> . Are you <u>strong</u> ? Are you <u>very strong</u> ? I am <u>kind</u> . I am <u>very kind</u> . Are you <u>kind</u> ? Are you <u>very kind</u> ? I am not <u>greedy</u> . I am not <u>very greedy</u> . Are you <u>greedy</u> ? Are you <u>very greedy</u> ? I like to <u>swim</u> . Do you like to <u>swim</u> ? I like to <u>hike</u> . Do you like to <u>hike</u> ?				
	WRITE	Write the  and  words in your dictionary.				

MONDAY ACTIVITY 2





	READ	Read the  and  words from Activity 1.				
	READ	I like to play. I do not like to work. I like to <u>swim</u> . I do not like to work. I like to <u>hike</u> . I do not like to work. I like to play and <u>swim</u> and <u>hike</u> but I do not like to work. Do you like to play? Do you like to <u>swim</u> ? Do you like to <u>hike</u> ? Do you like to work?				
	WRITE	Write a sentence with: catch Write a question with: please				

TUESDAY ACTIVITY 1





	LOOK & SAY	together	please	buy	half	work
	SOUND OUT	fight	bike	string	find	
		eat	steal	crime	meat	

	READ	<p>I want to <u>eat</u>. I want to <u>eat</u> the <u>meat</u>. Could I <u>steal</u> the <u>meat</u>? Could I <u>steal</u> the <u>meat</u> that I want to <u>eat</u>? No, it is a <u>crime</u>. It is a <u>crime</u> to <u>steal</u>. It is a <u>crime</u> to <u>steal</u> the <u>meat</u>. You must buy the <u>meat</u>. You must buy the <u>meat</u> that you want to <u>eat</u>. Please do not <u>steal</u>! Please do not <u>steal</u> the <u>meat</u>!</p>
	WRITE	<p>1. What do I want to eat? I want to eat the _____.</p> <p>2. What is a crime? It is a crime to _____.</p>







TUESDAY ACTIVITY 2

	READ	Read the  and  words from Activity 1.
	WRITE	Write a sentence with: crime Write a question with: work



WEDNESDAY ACTIVITY 1



	LOOK & SAY	together	please	buy	half	work
	SOUND OUT	fright	smelly	tiger	light	
		prank	cage	fetch	scream	
	READ	<p>I will play a <u>prank</u>. I will play a <u>prank</u> on mom. I will buy the <u>tiger</u>. I will buy the <u>tiger</u> in the <u>cage</u>. The <u>tiger</u> is <u>smelly</u>. My mom will see the <u>tiger</u>. She will see the <u>smelly</u> <u>tiger</u>. Mom will get a <u>fright</u>. She will get a big <u>fright</u>. Mom will <u>scream</u>. I will laugh. I will laugh when mom gets a <u>fright</u>. I will laugh when mom <u>screams</u>!</p>				
	WRITE	<p>1. Who will I play a prank on? I will play a prank on _____.</p> <p>2. What will I buy? I will buy the _____.</p>				

WEDNESDAY ACTIVITY 2





	READ	Read the  and  words from Activity 1.
	WRITE	Write the  words and  words in your dictionary. Write a sentence with: fright Write a question with: buy

THURSDAY ACTIVITY 1





	LOOK & SAY	together	please	buy	half	work
	SOUND OUT	ride	street	bike	proud	
		very	find	page	stretch	

	READ	 <p>Marie wants a <u>bike</u>. She wants to <u>ride</u> with Busi. Busi has a <u>bike</u>. "Please can you buy me a <u>bike</u> dad?" Marie asks. "I will pay half." Dad says. Marie will work. She will work to buy the <u>bike</u>. She wants to <u>ride</u> her <u>bike</u>. She wants to ride her <u>bike</u> in the <u>street</u> with Busi. Marie has enough to buy the <u>bike</u>! Marie is very <u>proud</u> that she has enough. She can <u>ride</u> together with Busi.</p>	<p>Marie wants a <u>bike</u>. She wants to <u>ride</u> with Busi. Busi has a <u>bike</u>. "Please can you buy me a <u>bike</u> dad?" Marie asks. "I will pay half." Dad says. Marie</p>
---	------	---	---





THURSDAY ACTIVITY 2

	READ	Read the  and  words from Activity 1.
	WRITE	<ol style="list-style-type: none">Who wants a bike? _____ wants a bike.Who has a bike? _____ has a bike.How much will dad pay? Dad will pay _____.What will Marie do to buy the bike? Marie will _____ to buy the bike.How does Marie feel that she has enough to buy the bike? Marie feels _____ that she has enough to buy the bike.

FRIDAY ACTIVITY 1

	READ	Read all the  and  words again.
	READ	Read the story from Thursday Activity 1.

FRIDAY ACTIVITY 2







	READ	Read all the  and  words again.
	WRITE	Write the sentences in your book. Fix the mistakes. <ol style="list-style-type: none">she wants to ride with busiplease can you buy me a bike dad marie asksmarie has enough to buy the bike

HOME LANGUAGE WORKSHEET






ENGLISH GRADE 2 TERM 1

WEEK 10



MONDAY ACTIVITY 1



	LOOK & SAY	share	story	barn	lazy	candle
	SOUND OUT	prick	donkey	bite	fight	
		right	fetch	rage	night	
	READ	I will <u>prick</u> the <u>donkey</u> . I will <u>prick</u> the <u>donkey</u> with a pin. I will <u>fetch</u> the pin. I will <u>fetch</u> the pin to <u>prick</u> the <u>donkey</u> . The <u>donkey</u> is in the barn. It is not <u>right</u> ! It is not <u>right</u> to <u>prick</u> the <u>donkey</u> . It is not <u>right</u> to <u>prick</u> the <u>donkey</u> with a pin. The <u>donkey</u> will <u>bite</u> you. The <u>donkey</u> will <u>bite</u> you if you <u>prick</u> it with a pin!				
	WRITE	Write the  and  words in your dictionary.				

MONDAY ACTIVITY 2





	READ	Read the  and  words from Activity 1.				
	READ	Please do not <u>fight</u> . Please do not <u>fight</u> at <u>night</u> . It is not <u>right</u> . It is not <u>right</u> to <u>fight</u> at <u>night</u> . Do not get into a <u>rage</u> . Do not get into a <u>rage</u> at <u>night</u> . It is not <u>right</u> . It is not <u>right</u> to get into a <u>rage</u> . It is not <u>right</u> to get into a <u>rage</u> at <u>night</u> .				
	WRITE	Write a sentence with: fight Write a question with: story				

TUESDAY ACTIVITY 1





	LOOK & SAY	share	story	barn	lazy	candle
	SOUND OUT	swop	swing	bike	kite	
		steal	greedy	prank	kind	

	READ	Will you be <u>kind</u> ? Will you be <u>kind</u> and share? Will you be <u>kind</u> and share your <u>kite</u> ? Will you be <u>kind</u> and share your <u>kite</u> with me. I have a <u>kite</u> . We can <u>swop</u> . You must not be <u>greedy</u> . You must not be <u>greedy</u> , you must share. I will not <u>steal</u> your <u>kite</u> . I will not play a <u>prank</u> and <u>steal</u> your <u>kite</u> .
	WRITE	1. What do I want you to share with me? I want you to share your _____ with me. 2. Will I steal your kite? Yes/No, I will/ will not steal your kite.







TUESDAY ACTIVITY 2

	READ	Read the  and  words from Activity 1.
	WRITE	Write a sentence with: swop Write a question with: lazy



WEDNESDAY ACTIVITY 1



	LOOK & SAY	share	story	barn	lazy	candle
	SOUND OUT	donkey	turkey	tiger	bite	
	READ	Is the <u>donkey</u> in the barn? Yes, the <u>donkey</u> is in the barn. Is the <u>turkey</u> in the barn? Yes, the <u>turkey</u> is in the barn. Is the <u>tiger</u> in the barn? No, the <u>tiger</u> is not in the barn. The <u>tiger</u> will <u>bite</u> the <u>donkey</u> . The <u>tiger</u> will <u>bite</u> the <u>turkey</u> . It will be <u>very</u> bad if the <u>tiger</u> is in the barn!				
	WRITE	1. Who is in the barn? The _____ and _____ are in the barn. 2. What will the tiger do to the donkey and the turkey? The tiger will _____ the donkey and the turkey.				

WEDNESDAY ACTIVITY 2

	READ	Read the  and  words from Activity 1.
	WRITE	Write the  words and  words in your dictionary. Write a sentence with: meal Write a question with: barn


THURSDAY ACTIVITY 1

	LOOK & SAY	share	story	barn	lazy	candle
	SOUND OUT	bright	read	light	proud	
		night	page	seat	scream	





	READ	 <p>Let me share a story. In the story we see a boy. We think he is lazy. Is he lazy? He sits. He sits and <u>reads</u>. He sits and plans. He sits and <u>reads</u> and plans. He thinks. He thinks of an idea. He can <u>light</u> a candle. He can <u>light</u> a <u>bright</u> candle. He can <u>light</u> a <u>bright</u> candle in the barn. He is not lazy. He plans and thinks of ideas!</p>	<p>Let me share a story. In the story we see a boy. We think he is lazy. Is he lazy? He sits. He sits and</p>
---	------	---	---

THURSDAY ACTIVITY 2





	READ	Read the  and  words from Activity 1.
---	------	---

	<p>WRITE</p>	<ol style="list-style-type: none"> 1. Who do we see in the story? We see a _____ in the story. 2. What do we think? We think _____. 3. What does he sit and do? He sits and _____ and _____. 4. What can he light? He can light a _____. 5. Is the boy lazy? Yes/ No, the boy is/is not lazy.
---	---------------------	--

FRIDAY ACTIVITY 1

	<p>READ</p>	<p>Read all the  and  words again.</p>
	<p>READ</p>	<p>Read the story from Thursday Activity 1.</p>

FRIDAY ACTIVITY 2







	<p>READ</p>	<p>Read all the  and  words again.</p>
	<p>WRITE</p>	<p>Write the sentences in your book. Fix the mistakes.</p> <ol style="list-style-type: none"> 1. is he lazy 2. he is not lazy 3. he plans and thinks of ideas

HOME LANGUAGE WORKSHEET






ENGLISH GRADE 3 TERM 1

WEEK 3




MONDAY ACTIVITY 1


	LOOK & SAY	busy	everyone	worst	ever	birthday
	SOUND OUT	sad	mad	fun	not	
		sit	think	wish	chat	
	READ	I am <u>sad</u> . I am <u>mad</u> . I am <u>sad</u> and I am <u>mad</u> . I <u>sit</u> . I <u>think</u> . I <u>sit</u> and <u>think</u> . I <u>sit</u> and <u>think</u> and I am <u>mad</u> and I am <u>sad</u> .				
	WRITE	Write the  and  words in your dictionary.				

MONDAY ACTIVITY 2





	READ	Read the  and  words from Activity 1.
	READ	Can we <u>sit</u> ? Can we <u>chat</u> ? Can we <u>sit</u> and <u>chat</u> ? It will be <u>fun</u> . It will be <u>fun</u> to <u>sit</u> and <u>chat</u> . I <u>think</u> it will be <u>fun</u> to <u>sit</u> and <u>chat</u> .
	WRITE	Write a sentence with: sad Write a question with: fun

TUESDAY ACTIVITY 1





	LOOK & SAY	busy	everyone	worst	ever	birthday
	SOUND OUT	pray	prank	prick	preen	
		press	proud			
	READ	I am not <u>proud</u> . I am not <u>proud</u> of the <u>prank</u> . It is the worst. It is the worst <u>prank</u> . It is the worst <u>prank</u> ever. Are you <u>proud</u> ? Are you <u>proud</u> of the <u>prank</u> ? Everyone is mad. Everyone is sad. It was not fun. It was not fun to see everyone sad. It was not fun to see everyone mad.				

	WRITE	<p>1. How does everyone feel? Everyone is _____ and _____.</p> <p>2. What was not fun? It was not fun to _____.</p>
---	-------	---







TUESDAY ACTIVITY 2

	READ	Read the  and  words from Activity 1.
	WRITE	<p>Write a sentence with: pray</p> <p>Write a question with: birthday</p>



WEDNESDAY ACTIVITY 1

	LOOK & SAY	busy	everyone	worst	ever	birthday
	SOUND OUT	light	sight	fight	night	
		right	tight	bright		
	READ	<p>I see. I see a <u>light</u>. I see a <u>bright light</u>. Can you see the <u>light</u>? Can you see the <u>bright light</u>? It is a <u>sight</u>. It is a <u>sight</u> to see the <u>bright light</u>. It is a <u>sight</u> to see the <u>bright light</u> at <u>night</u>. It is not <u>right</u>. It is not <u>right</u> to <u>fight</u>. It is not <u>right</u> to <u>fight</u> in the <u>night</u>.</p>				
	WRITE	<p>1. What can I see? I can see a ____.</p> <p>2. What is not right? It is not right to _____.</p>				

WEDNESDAY ACTIVITY 2

	READ	Read the  and  words from Activity 1.
	WRITE	<p>Write the  words and  words in your dictionary. Write a sentence with: light</p> <p>Write a question with: busy</p>

THURSDAY ACTIVITY 1

	LOOK & SAY	busy	everyone	wors	ever	birthday
	SOUND OUT	proud	prick	pray	press	
		right	fight	sight	night	



READ



Mandla is sad.
Mandla is mad.
Mom is busy. Dad is busy.
Everyone is busy.
This is the worst


birthday ever! It is not right. It is not right to be busy. It is not right to be busy on my birthday. It is not right for mom to be busy. It is not right for dad to be busy. It is not right for everyone to be busy on my birthday. This is the worst birthday ever!

THURSDAY ACTIVITY 2







READ





Read the  and  words from Activity 1.

	<p>WRITE</p>	<ol style="list-style-type: none"> 1. Who is sad? _____ is sad. 2. Why is Mandla sad? He is sad because _____. 3. What is not right? It is not right for _____. 4. Who is busy? _____ is busy. 5. What kind of birthday is this? This is the _____ birthday.
---	---------------------	---

FRIDAY ACTIVITY 1

	<p>READ</p>	<p>Read all the  and  words again.</p>
	<p>READ</p>	<p>Read the story from Thursday Activity 1.</p>

FRIDAY ACTIVITY 2







	<p>READ</p>	<p>Read all the  and  words again.</p>
	<p>WRITE</p>	<p>Write the sentences in your book. Fix the mistakes.</p> <ol style="list-style-type: none"> 1. mandla is sad on his birthday 2. is it right for everyone to be busy 3. this is the worst birthday ever

HOME LANGUAGE WORKSHEET






ENGLISH GRADE 2 TERM 1

WEEK 4



MONDAY ACTIVITY 1


	LOOK & SAY	ideas	many	thought	party	what
	SOUND OUT	right	tight	night	high	
		prick	proud	prank	press	
	READ	I was <u>right</u> . I thought I was <u>right</u> . I thought I was <u>right</u> at <u>night</u> . I was <u>proud</u> . I was <u>proud</u> that I was <u>right</u> . I was <u>proud</u> that I thought that I was <u>right</u> . I was <u>proud</u> that I thought that I was <u>right</u> at <u>night</u> .				
	WRITE	Write the  and  words in your dictionary.				


MONDAY ACTIVITY 2

	READ	Read the  and  words from Activity 1.				
	READ	I have so many ideas. I have so many ideas at <u>night</u> . I have so many bright ideas at <u>night</u> . I am proud. I am <u>proud</u> of my thoughts. I am <u>proud</u> of my thoughts at <u>night</u> . I am <u>proud</u> of my bright thoughts at <u>night</u> .				
	WRITE	Write a sentence with: high Write a question with: party				

TUESDAY ACTIVITY 1


	LOOK & SAY	ideas	many	thought	party	what
	SOUND OUT	swing	swim	swop	swam	
		swop	sway			

	READ	I will <u>swim</u> . I will <u>swim</u> at the party. I will <u>swing</u> . I will <u>swim</u> at the party. I will <u>swim</u> and I will <u>swing</u> . I will <u>swim</u> and I will <u>swing</u> at the party. I will <u>sway</u> . I will <u>sway</u> at the party. I will <u>swing</u> and <u>swim</u> and <u>sway</u> at the party!
---	------	--


	WRITE	1. What will I do? I will _____ and _____ and _____. 2. Where will I swim and swing and sway? I will swim and swing and sway at the _____.
---	-------	---


TUESDAY ACTIVITY 2


	READ	Read the  and  words from Activity 1.
---	------	---

	WRITE	Write a sentence with: swim Write a question with: party
---	-------	---

WEDNESDAY ACTIVITY 1




	LOOK & SAY	ideas	many	thought	party	what
	SOUND OUT	slime	bike	bite	kite	
		hike	crime			

	READ	I will ride. I will ride my <u>bike</u> . I will ride my <u>bike</u> to the party. I will <u>bite</u> . I will <u>bite</u> the <u>slime</u> . I will <u>bite</u> the <u>slime</u> at the party. You must not. You must not <u>bite</u> . You must not <u>bite</u> the <u>slime</u> at the party. You can <u>swim</u> . You can <u>swim</u> and <u>swing</u> . You can <u>swim</u> and <u>swing</u> at the party.
---	------	--



	WRITE	1. What will I ride? I will ride my _____. 2. What will I bite at the party? I will bite _____ at the party.
---	-------	---



WEDNESDAY ACTIVITY 2

	READ	Read the  and  words from Activity 1.
---	------	---

	WRITE	Write the  words and  words in your dictionary. Write a sentence with: kite Write a question with: hike
---	--------------	--


THURSDAY ACTIVITY 1

	LOOK & SAY	ideas	many	thought	party	what
	SOUND OUT	bite	slime	swim	kite	
		swing	swop	bike	swam	





	READ	<div style="display: flex; align-items: center;">  <div style="margin-left: 20px;"> <p>Zanele has many ideas. Zanele has many thoughts. Zanele has many ideas and thought for a party. What party will she have? What party will she like? Will she have a <u>kite</u> party? No she will not. Will she have a <u>slime</u> party? No she will not. Will she have a bike party? No she will not. What party will she have? What party will she like?</p> </div> </div>
---	-------------	---

THURSDAY ACTIVITY 2





	READ	Read the  and  words from Activity 1.
---	-------------	---

	<p>WRITE</p>	<p>1. Who has many ideas? _____ has many ideas.</p> <p>2. What does Zanele have many thoughts and ideas about? She has many thoughts and ideas about _____.</p> <p>3. Will she have a kite party? Yes/No, she will/ will not have a kite party.</p> <p>4. Will she have a slime party? Yes/No, she will/ will not have a slime party.</p> <p>5. Will she have a bike party? Yes/No, she will/ will not have a bike party.</p>
---	---------------------	--

FRIDAY ACTIVITY 1

	<p>READ</p>	<p>Read all the  and  words again.</p>
	<p>READ</p>	<p>Read the story from Thursday Activity 1.</p>

FRIDAY ACTIVITY 2







	<p>READ</p>	<p>Read all the  and  words again.</p>
	<p>WRITE</p>	<p>Write the sentences in your book. Fix the mistakes.</p> <ol style="list-style-type: none"> 1. zanele has many ideas 2. will she have a kite party 3. what party will she like

HOME LANGUAGE WORKSHEET






ENGLISH GRADE 2 TERM 1

WEEK 5



MONDAY ACTIVITY 1


	LOOK & SAY	good	drove	wish	different	enough
	SOUND OUT	right	night	swop	sway	
		prick	proud	hike	crime	
	READ	I will <u>hike</u> . I like to <u>hike</u> . Do you like to <u>hike</u> ? It is good. It is good to <u>hike</u> . I <u>hike</u> at <u>night</u> . Is it good? Is it good to <u>hike</u> at <u>night</u> ? Is it <u>right</u> ? Is it <u>right</u> to <u>hike</u> at <u>night</u> ? It is not good. It is not good to <u>hike</u> at <u>night</u> . It is not <u>right</u> . It is not <u>right</u> to <u>hike</u> at <u>night</u> .				
	WRITE	Write the  and  words in your dictionary.				


MONDAY ACTIVITY 2

	READ	Read the  and  words from Activity 1.				
	READ	I will <u>prick</u> my mom. I will <u>prick</u> my mom with a pin. Is it good? Is it good to <u>prick</u> my mom? Is it good to <u>prick</u> my mom with a pin? No, it is not good! It is not good to <u>prick</u> my mom with a pin! Is it <u>right</u> ? Is it <u>right</u> to <u>prick</u> my mom? Is it <u>right</u> to <u>prick</u> my mom with a pin? No, it is not <u>right</u> ! It is not <u>right</u> to <u>prick</u> my mom with a pin!				
	WRITE	Write a sentence with: swop Write a question with: drove				

TUESDAY ACTIVITY 1


	LOOK & SAY	good	drove	wish	different	enough
	SOUND OUT	string	strain	strong	stray	
		stripe	street			

	READ	I see a dog. I see a <u>stray</u> dog. I see a <u>stray</u> dog on the <u>street</u> . I will get a <u>string</u> . I will get a <u>strong string</u> . I will get a <u>strong string</u> to help the dog. I will get a <u>strong string</u> to help the <u>stray</u> dog. He has a <u>stripe</u> . He has a <u>stripe</u> on his back. He is good. He is good dog.
---	-------------	---


	WRITE	1. What do I see? I see a ____. 2. What will I get to help the dog? I will get a ____.
---	--------------	---


TUESDAY ACTIVITY 2


	READ	Read the  and  words from Activity 1.
---	-------------	---


	WRITE	Write a sentence with: strong Write a question with: wish
---	--------------	--

WEDNESDAY ACTIVITY 1







	LOOK & SAY	good	drove	wish	different	enough
---	-----------------------	------	-------	------	-----------	--------

	SOUND OUT	tiger	blind	kind	find
		kind	tiger	find	blind



	READ	I will <u>find</u> . I will <u>find</u> a <u>tiger</u> . I will <u>find</u> a <u>blind tiger</u> . The <u>blind tiger</u> is good. The <u>blind tiger</u> is <u>kind</u> . Is the <u>blind tiger</u> strong? Yes the <u>blind tiger</u> is strong. What will the <u>tiger</u> do? What will the <u>blind tiger</u> do? Will the <u>tiger</u> fight? Will the <u>blind tiger</u> fight? No, the <u>blind tiger</u> will not fight. The <u>blind tiger</u> is good and <u>kind</u> .
---	-------------	--



	WRITE	1. What will I find? I will find a ____. 2. Will the tiger fight? Yes/No, the tiger will/will not fight.
---	--------------	---

WEDNESDAY ACTIVITY 2

	READ	Read the  and  words from Activity 1.
	WRITE	Write the  words and  words in your dictionary. Write a sentence with: tiger Write a question with: find


THURSDAY ACTIVITY 1

	LOOK & SAY	good	drove	wish	different	enough			
	SOUND OUT	tiger		blind		kind		find	
		strong		street		stray		string	





	READ		<p>Chuck is good. Chuck is <u>kind</u>. Chuck is <u>strong</u>. He is good and <u>kind</u> and <u>strong</u>. He is good and <u>kind</u> and <u>strong</u> but Chuck will wish. He will wish to be different. He thought he was not good enough. He was sad. He was sad as he drove on the <u>street</u>. He must not be sad! He must</p> <p>not wish to be different! He is good enough.</p>
---	------	---	---

THURSDAY ACTIVITY 2





	READ	Read the  and  words from Activity 1.
---	------	---

	<p>WRITE</p>	<ol style="list-style-type: none"> 1. Who is the story about? The story is about _____. 2. What does Chuck wish to be? Chuck wishes to be _____. 3. How did chuck feel as he drove on the street? Chuck felt _____ as he drove on the street. 4. What kind of truck is Chuck? Chuck is _____ and _____ and _____. 5. Is Chuck good enough? Yes/No, he is/ is not good enough.
---	---------------------	--

FRIDAY ACTIVITY 1

	<p>READ</p>	<p>Read all the  and  words again.</p>
	<p>READ</p>	<p>Read the story from Thursday Activity 1.</p>

FRIDAY ACTIVITY 2






	<p>READ</p>	<p>Read all the  and  words again.</p>
	<p>WRITE</p>	<p>Write the sentences in your book. Fix the mistakes.</p> <ol style="list-style-type: none"> 1. he must not wish to be different 2. he was sad as he drove on the street 3. he is good and kind and strong

HOME LANGUAGE WORKSHEET






ENGLISH GRADE 2 TERM 1

WEEK 6



MONDAY ACTIVITY 1


	LOOK & SAY	school	first	started	running	great
	SOUND OUT	strong	street	find	kind	
		proud	hike	bike	swim	
	READ	I am <u>strong</u> . I am <u>proud</u> . I am <u>kind</u> . I am <u>strong</u> and <u>proud</u> and <u>kind</u> . I like to be me. I like to <u>hike</u> . I like to <u>swim</u> . I like to ride my <u>bike</u> . I like to <u>hike</u> and <u>swim</u> and ride my <u>bike</u> . I like to be me. I am <u>proud</u> to be me. I think I am great!				
	WRITE	Write the  and  words in your dictionary.				


MONDAY ACTIVITY 2

	READ	Read the  and  words from Activity 1.
	READ	I ride my <u>bike</u> . I ride my <u>bike</u> to school. I ride my <u>bike</u> to school on the <u>street</u> . I think it is great. I think it is great to ride my <u>bike</u> . I think it is great to ride my <u>bike</u> to school. I think it is great to ride my <u>bike</u> to school on the <u>street</u> . Do you think it is great? Do you think it is great to ride a <u>bike</u> ? Do you think it is great to ride a <u>bike</u> to school?
	WRITE	Write a sentence with: swim Write a question with: school

TUESDAY ACTIVITY 1


	LOOK & SAY	school	first	started	running	great
	SOUND OUT	eat	seat	meat	meal	
		steal	real			

	READ	I will <u>eat</u> . I will <u>eat</u> the <u>meat</u> . It is great. It is a great <u>meal</u> . It is a great <u>meal</u> to <u>eat</u> the <u>meat</u> . I will sit. I will sit on the <u>seat</u> . I will sit on the <u>seat</u> and <u>eat</u> . I will sit on the <u>seat</u> and <u>eat</u> the <u>meat</u> . I will <u>eat</u> enough. I will <u>eat</u> enough <u>meat</u> .
---	------	---



	WRITE	1. What will I eat? I will eat the _____. 2. Where will I sit? I will sit on the _____.
---	-------	--


TUESDAY ACTIVITY 2


	READ	Read the  and  words from Activity 1.
---	------	---

	WRITE	Write a sentence with: steal Write a question with: real
---	-------	---

WEDNESDAY ACTIVITY 1




	LOOK & SAY	school	first	started	running	great
	SOUND OUT	scrap	scream	screen	scrape	
		scram				

	READ	I <u>scream</u> . I <u>scream</u> at school. Do you <u>scream</u> ? Do you <u>scream</u> at school? Is it good? Is it good to <u>scream</u> ? Is it good to <u>scream</u> at school? No it is not good. It is not good to <u>scream</u> at school. I will not <u>scream</u> . I will not <u>scream</u> at school. I will sit in my seat and I will not <u>scream</u> .
---	------	--

	WRITE	1. Where do I scream? I scream at _____. 2. Is it good to scream at school? Yes/No, it is/is not good to scream at school.
---	-------	---





WEDNESDAY ACTIVITY 2

	READ	Read the  and  words from Activity 1.
---	------	---





	WRITE	Write the  words and  words in your dictionary. Write a
---	-------	---

sentence with: scrape
Write a question with: first





THURSDAY ACTIVITY 1

	LOOK & SAY	school	first	started	running	great			
	SOUND OUT	seat		eat		real		dream	
		screen		scrap		scrape		scream	
	READ	 <p>Haile is great. He is great at running. He first started running to school. He was great at running to school. Haile had a <u>dream</u>. He had a <u>dream</u> to run. He had a <u>dream</u> to be the best. He had a <u>dream</u> to be the best at running. He will fight. He will fight to reach his <u>dream</u>! He will fight to reach his <u>dream</u> to be the best at running.</p>							





THURSDAY ACTIVITY 2

	READ	Read the  and  words from Activity 1.
	WRITE	<ol style="list-style-type: none">Who is great? _____ is great.What is Haile great at? Haile is great at _____.Where did he first start running to? He started running to _____.What did he want to be the best at? He wanted to be the best at _____.What will he do to reach his dream? He will _____ to reach his dream.

FRIDAY ACTIVITY 1

	READ	Read all the  and  words again.
	READ	Read the story from Thursday Activity 1.

FRIDAY ACTIVITY 2







	READ	Read all the  and  words again.
	WRITE	Write the sentences in your book. Fix the mistakes. <ol style="list-style-type: none">haile had a dreamhe had a dream to runhe will fight to reach his dream

HOME LANGUAGE WORKSHEET






ENGLISH GRADE 2 TERM 1

WEEK 7



MONDAY ACTIVITY 1


	LOOK & SAY	how	tyre	have	want	could
	SOUND OUT	swing	proud	strong	scream	
		real	kind	bike	night	
	READ	Can you ride? Can you ride a <u>bike</u> ? Can you ride a <u>bike</u> at <u>night</u> ? I want to ride a <u>bike</u> . I want to ride a <u>bike</u> at <u>night</u> . How do you ride a <u>bike</u> ? How do you ride a <u>bike</u> at <u>night</u> ? Could you teach me? Could you teach me to ride a <u>bike</u> at <u>night</u> ?				
	WRITE	Write the  and  words in your dictionary.				


MONDAY ACTIVITY 2

	READ	Read the  and  words from Activity 1.				
	READ	Have you seen my <u>bike</u> ? I have lost it. I lost it at <u>night</u> . I lost my <u>bike</u> at <u>night</u> . Could you be <u>kind</u> ? Could you be <u>kind</u> and help me? Could you be <u>kind</u> and help me find my <u>bike</u> ? How will we find it? How will we find the <u>bike</u> ? How will we find the <u>bike</u> that I lost at <u>night</u> ?				
	WRITE	Write a sentence with: scream Write a question with: how				

TUESDAY ACTIVITY 1


	LOOK & SAY	how	tyre	have	want	could
	SOUND OUT	catch	hatch	match	fetch	
		stretch	switch	thatch	witch	

	READ	<p>I will <u>fetch</u>. I will <u>fetch</u> the <u>match</u>. I want to <u>fetch</u> the <u>match</u>. How will you <u>fetch</u>? How will you <u>fetch</u> the <u>match</u>? It is by the <u>witch</u>. The <u>match</u> is by the <u>witch</u>. The <u>match</u> is by the <u>witch</u> in the <u>thatch</u> hut. How will <u>fetch</u> the <u>match</u> by the <u>witch</u> in the <u>thatch</u> hut?</p>
---	-------------	--


	WRITE	<p>1. What do I want to fetch? I want to fetch the _____.</p> <p>2. Where is the match? It is by the _____ in the _____ hut.</p>
---	--------------	--


TUESDAY ACTIVITY 2


	READ	<p>Read the  and  words from Activity 1.</p>
---	-------------	--


	WRITE	<p>Write a sentence with: catch Write a question with: want</p>
---	--------------	--

WEDNESDAY ACTIVITY 1







	LOOK & SAY	how	tyre	have	want	could
---	-----------------------	-----	------	------	------	-------

	SOUND OUT	fishy	meaty	smelly	tricky
		greedy	badly	dusty	very



	READ	<p>Have you seen the <u>fishy</u> fish? The <u>fishy</u> fish is <u>smelly</u>. The <u>fishy</u> fish is <u>very smelly</u>. The <u>fishy</u> fish is <u>greedy</u>. The <u>fishy</u> fish is <u>very greedy</u>. The <u>fishy</u> fish is <u>tricky</u>. The <u>fishy</u> fish is <u>very tricky</u>. The <u>fishy</u> fish is <u>very smelly</u> and <u>greedy</u> and <u>tricky</u>. How can the <u>fishy</u> fish be <u>smelly</u> and <u>greedy</u> and <u>tricky</u>?</p>
---	-------------	---



	WRITE	<p>1. Who is the story about? The story is about the _____.</p> <p>2. What kind of fish is the fishy fish? The fishy fish is very _____ and _____ and _____.</p>
---	--------------	--

WEDNESDAY ACTIVITY 2





	READ	Read the  and  words from Activity 1.
	WRITE	Write the  words and  words in your dictionary. Write a sentence with: dusty Write a question with: smelly

THURSDAY ACTIVITY 1





	LOOK & SAY	how	tyre	have	want	could			
	SOUND OUT	very		badly		dusty		tricky	
		fetch		catch		match		stretch	

	READ	 <p>Jane likes to ride her bike. She likes to ride her bike with Mandu. Jane hits her tyre. She hits her tyre on a rock. Her tyre is flat! How will she get back? It will be <u>tricky</u> to get back. It will be <u>very tricky</u> to get back with a flat tyre. Mandu could help. Mandu will go and <u>fetch</u> a pump. He will <u>fetch</u> a pump to fix the tyre.</p>
---	------	---





THURSDAY ACTIVITY 2

	READ	Read the  and  words from Activity 1.
	WRITE	<ol style="list-style-type: none">Who likes to ride her bike? _____ likes to ride her bike.What does Jane hit her tyre on? She hits her tyre on _____.Who could help? Mandu could help _____.What will Mandu go and fetch? He will go and fetch _____.Why will he fetch a pump? He will fetch a pump to _____.

FRIDAY ACTIVITY 1

	READ	Read all the  and  words again.
	READ	Read the story from Thursday Activity 1.

FRIDAY ACTIVITY 2

	READ	Read all the  and  words again.
	WRITE	Write the sentences in your book. Fix the mistakes. <ol style="list-style-type: none">she likes to ride her bike with manduher tyre is flathow will she get back

HOME LANGUAGE WORKSHEET






ENGLISH GRADE 2 TERM 1

WEEK 8

MONDAY ACTIVITY 1




	LOOK & SAY	laugh	home	hiding	found	where
	SOUND OUT	find	catch	tricky	very	
		fetch	real	street	proud	
	READ	I am hiding. Can you <u>find</u> me? Am I hiding by the <u>street</u> ? No I am not. Am I hiding by the dog? No I am not. I am hiding in a <u>tricky</u> spot. I am hiding in a <u>very tricky</u> spot. Where am I hiding? I must not laugh. I must not laugh or you will <u>find</u> me. You will <u>find</u> me and <u>catch</u> me. I am <u>proud</u> of my <u>tricky</u> hiding spot!				
	WRITE	Write the  and  words in your dictionary.				

MONDAY ACTIVITY 2





	READ	Read the  and  words from Activity 1.
	READ	I will go home. I will go home to <u>find</u> you. I will go home. I will go home to <u>catch</u> you. You are hiding. Where are you hiding? I will <u>find</u> you! Where are you hiding? I will <u>catch</u> you! You will laugh. You will laugh and I will <u>find</u> you. You will laugh and I will <u>catch</u> you. I found you! I found you hiding. I found you hiding in a <u>tricky</u> spot.
	WRITE	Write a sentence with: tricky Write a question with: where

TUESDAY ACTIVITY 1




	LOOK & SAY	laugh	home	hiding	found	where
---	------------	-------	------	--------	-------	-------


	SOUND OUT	key	donkey	turkey	valley
		donkey	key	valley	turkey
	READ	I found a <u>donkey</u> . I found a <u>turkey</u> . I found a <u>donkey</u> and a <u>turkey</u> . Where did you find the <u>donkey</u> ? Where did you find the <u>turkey</u> ? I found the <u>donkey</u> in the <u>valley</u> . I found the <u>donkey</u> hiding in the <u>valley</u> . I found the <u>turkey</u> in the <u>valley</u> . I found the <u>turkey</u> hiding in the <u>valley</u> . I found the <u>donkey</u> and the <u>turkey</u> hiding in the <u>valley</u> .			
	WRITE	1. What did I find? I found a _____ and a _____. 2. Where did I find them? I found them in the _____.			

TUESDAY ACTIVITY 2







	READ	Read the  and  words from Activity 1.
	WRITE	Write a sentence with: key Write a question with: donkey

WEDNESDAY ACTIVITY 1



	LOOK & SAY	laugh	home	hiding	found	where
	SOUND OUT	cage	rage	page	sage	
		age	stage	wage	engage	
	READ	I see a <u>cage</u> . Where is the <u>cage</u> ? The <u>cage</u> is on the <u>stage</u> . I will hide. I will hide in the <u>cage</u> . I will hide in the <u>cage</u> on the <u>stage</u> . I will not laugh. I will not laugh in the <u>cage</u> . I will not laugh in the <u>cage</u> on the <u>stage</u> . I will not get in a <u>rage</u> . I will not get in a <u>rage</u> in the <u>cage</u> . I will not get in a <u>rage</u> in the <u>cage</u> on the <u>stage</u> . You will not find me hiding in the <u>cage</u> on the <u>stage</u> !				


	<p>WRITE</p>	<p>1. What do I see? I see a ____.</p> <p>2. Where is the cage? The cage is on the ____.</p>
---	--------------	--

WEDNESDAY ACTIVITY 2





	<p>READ</p>	<p>Read the  and  words from Activity 1.</p>
	<p>WRITE</p>	<p>Write the  words and  words in your dictionary. Write a sentence with: page Write a question with: home</p>

THURSDAY ACTIVITY 1





	<p>LOOK & SAY</p>	<p>laugh</p>	<p>home</p>	<p>hiding</p>	<p>found</p>	<p>where</p>
	<p>SOUND OUT</p>	<p>rage</p>	<p>cage</p>	<p>key</p>	<p>donkey</p>	
		<p>valley</p>	<p>turkey</p>	<p>page</p>	<p>age</p>	

	<p>READ</p>	<div data-bbox="406 1086 1029 1780" data-label="Image"> </div> <p>Siviwe likes to hide. Where is Siviwe hiding? Is he hiding in the <u>cage</u>? No he is not. Is he hiding in the <u>valley</u>? No he is not. Is he hiding by the <u>turkey</u>? No he is not. Is he hiding at home? No he is not. Where is he hiding? We cannot find him. Is he hiding in the drum? Yes he is.</p> <p>He was hiding in the drum. We found him. We found Siviwe!</p>
---	-------------	--





THURSDAY ACTIVITY 2

	READ	Read the  and  words from Activity 1.
	WRITE	<ol style="list-style-type: none">Who likes to hide? _____ likes to hide.Where was the first place we thought he was hiding? Firstly we thought he was hiding in the _____.Where was the second place we thought he was hiding? Secondly we thought he was hiding in the _____.Where was the third place we thought he was hiding? Thirdly we thought he was hiding by the _____.Where was Siviwe hiding? He was hiding in the _____.

FRIDAY ACTIVITY 1

	READ	Read all the  and  words again.
	READ	Read the story from Thursday Activity 1.

FRIDAY ACTIVITY 2


	READ	Read all the  and  words again.
	WRITE	Write the sentences in your book. Fix the mistakes. <ol style="list-style-type: none">where is siviwe hidingis he hiding in the drumwe found siviwe

HOME LANGUAGE WORKSHEET






ENGLISH GRADE 2 TERM 1

WEEK 9



MONDAY ACTIVITY 1



	LOOK & SAY	together	please	buy	half	work
	SOUND OUT	greedy	kind	key	very	
		catch	strong	swim	hike	
	READ	I am <u>strong</u> . I am <u>very strong</u> . Are you <u>strong</u> ? Are you <u>very strong</u> ? I am <u>kind</u> . I am <u>very kind</u> . Are you <u>kind</u> ? Are you <u>very kind</u> ? I am not <u>greedy</u> . I am not <u>very greedy</u> . Are you <u>greedy</u> ? Are you <u>very greedy</u> ? I like to <u>swim</u> . Do you like to <u>swim</u> ? I like to <u>hike</u> . Do you like to <u>hike</u> ?				
	WRITE	Write the  and  words in your dictionary.				

MONDAY ACTIVITY 2





	READ	Read the  and  words from Activity 1.				
	READ	I like to play. I do not like to work. I like to <u>swim</u> . I do not like to work. I like to <u>hike</u> . I do not like to work. I like to play and <u>swim</u> and <u>hike</u> but I do not like to work. Do you like to play? Do you like to <u>swim</u> ? Do you like to <u>hike</u> ? Do you like to work?				
	WRITE	Write a sentence with: catch Write a question with: please				

TUESDAY ACTIVITY 1





	LOOK & SAY	together	please	buy	half	work
	SOUND OUT	fight	bike	string	find	
		eat	steal	crime	meat	

	READ	I want to <u>eat</u> . I want to <u>eat</u> the <u>meat</u> . Could I <u>steal</u> the <u>meat</u> ? Could I <u>steal</u> the <u>meat</u> that I want to <u>eat</u> ? No, it is a <u>crime</u> . It is a <u>crime</u> to <u>steal</u> . It is a <u>crime</u> to <u>steal</u> the <u>meat</u> . You must buy the <u>meat</u> . You must buy the <u>meat</u> that you want to <u>eat</u> . Please do not <u>steal</u> ! Please do not <u>steal</u> the <u>meat</u> !
	WRITE	1. What do I want to eat? I want to eat the _____. 2. What is a crime? It is a crime to _____.







TUESDAY ACTIVITY 2

	READ	Read the  and  words from Activity 1.
	WRITE	Write a sentence with: crime Write a question with: work



WEDNESDAY ACTIVITY 1



	LOOK & SAY	together	please	buy	half	work
	SOUND OUT	fright	smelly	tiger	light	
	READ	I will play a <u>prank</u> . I will play a <u>prank</u> on mom. I will buy the <u>tiger</u> . I will buy the <u>tiger</u> in the <u>cage</u> . The <u>tiger</u> is <u>smelly</u> . My mom will see the <u>tiger</u> . She will see the <u>smelly</u> <u>tiger</u> . Mom will get a <u>fright</u> . She will get a big <u>fright</u> . Mom will <u>scream</u> . I will laugh. I will laugh when mom gets a <u>fright</u> . I will laugh when mom <u>screams</u> !				
	WRITE	1. Who will I play a prank on? I will play a prank on _____. 2. What will I buy? I will buy the _____.				

WEDNESDAY ACTIVITY 2





	READ	Read the  and  words from Activity 1.
	WRITE	Write the  words and  words in your dictionary. Write a sentence with: fright Write a question with: buy

THURSDAY ACTIVITY 1





	LOOK & SAY	together	please	buy	half	work
	SOUND OUT	ride	street	bike	proud	
		very	find	page	stretch	

	READ	 <p>Marie wants a <u>bike</u>. She wants to <u>ride</u> with Busi. Busi has a <u>bike</u>. "Please can you buy me a <u>bike</u> dad?" Marie asks. "I will pay half." Dad says. Marie will work. She will work to buy the <u>bike</u>. She wants to <u>ride</u> her <u>bike</u>. She wants to ride her <u>bike</u> in the <u>street</u> with Busi. Marie has enough to buy the <u>bike</u>! Marie is very <u>proud</u> that she has enough. She can <u>ride</u> together with Busi.</p>	<p>Marie wants a <u>bike</u>. She wants to <u>ride</u> with Busi. Busi has a <u>bike</u>. "Please can you buy me a <u>bike</u> dad?" Marie asks. "I will pay half." Dad says. Marie</p>
---	------	---	---





THURSDAY ACTIVITY 2

	READ	Read the  and  words from Activity 1.
	WRITE	<ol style="list-style-type: none">Who wants a bike? _____ wants a bike.Who has a bike? _____ has a bike.How much will dad pay? Dad will pay _____.What will Marie do to buy the bike? Marie will _____ to buy the bike.How does Marie feel that she has enough to buy the bike? Marie feels _____ that she has enough to buy the bike.

FRIDAY ACTIVITY 1

	READ	Read all the  and  words again.
	READ	Read the story from Thursday Activity 1.

FRIDAY ACTIVITY 2







	READ	Read all the  and  words again.
	WRITE	Write the sentences in your book. Fix the mistakes. <ol style="list-style-type: none">she wants to ride with busiplease can you buy me a bike dad marie asksmarie has enough to buy the bike

HOME LANGUAGE WORKSHEET






ENGLISH GRADE 2 TERM 1

WEEK 10



MONDAY ACTIVITY 1



	LOOK & SAY	share	story	barn	lazy	candle
	SOUND OUT	prick	donkey	bite	fight	
		right	fetch	rage	night	
	READ	I will <u>prick</u> the <u>donkey</u> . I will <u>prick</u> the <u>donkey</u> with a pin. I will <u>fetch</u> the pin. I will <u>fetch</u> the pin to <u>prick</u> the <u>donkey</u> . The <u>donkey</u> is in the barn. It is not <u>right</u> ! It is not <u>right</u> to <u>prick</u> the <u>donkey</u> . It is not <u>right</u> to <u>prick</u> the <u>donkey</u> with a pin. The <u>donkey</u> will <u>bite</u> you. The <u>donkey</u> will <u>bite</u> you if you <u>prick</u> it with a pin!				
	WRITE	Write the  and  words in your dictionary.				

MONDAY ACTIVITY 2





	READ	Read the  and  words from Activity 1.				
	READ	Please do not <u>fight</u> . Please do not <u>fight</u> at <u>night</u> . It is not <u>right</u> . It is not <u>right</u> to <u>fight</u> at <u>night</u> . Do not get into a <u>rage</u> . Do not get into a <u>rage</u> at <u>night</u> . It is not <u>right</u> . It is not <u>right</u> to get into a <u>rage</u> . It is not <u>right</u> to get into a <u>rage</u> at <u>night</u> .				
	WRITE	Write a sentence with: fight Write a question with: story				

TUESDAY ACTIVITY 1





	LOOK & SAY	share	story	barn	lazy	candle
	SOUND OUT	swop	swing	bike	kite	
		steal	greedy	prank	kind	

	READ	Will you be <u>kind</u> ? Will you be <u>kind</u> and share? Will you be <u>kind</u> and share your <u>kite</u> ? Will you be <u>kind</u> and share your <u>kite</u> with me. I have a <u>kite</u> . We can <u>swop</u> . You must not be <u>greedy</u> . You must not be <u>greedy</u> , you must share. I will not <u>steal</u> your <u>kite</u> . I will not play a <u>prank</u> and <u>steal</u> your <u>kite</u> .
	WRITE	1. What do I want you to share with me? I want you to share your _____ with me. 2. Will I steal your kite? Yes/No, I will/ will not steal your kite.







TUESDAY ACTIVITY 2

	READ	Read the  and  words from Activity 1.
	WRITE	Write a sentence with: swop Write a question with: lazy



WEDNESDAY ACTIVITY 1



	LOOK & SAY	share	story	barn	lazy	candle
	SOUND OUT	donkey	turkey	tiger	bite	
	READ	Is the <u>donkey</u> in the barn? Yes, the <u>donkey</u> is in the barn. Is the <u>turkey</u> in the barn? Yes, the <u>turkey</u> is in the barn. Is the <u>tiger</u> in the barn? No, the <u>tiger</u> is not in the barn. The <u>tiger</u> will <u>bite</u> the <u>donkey</u> . The <u>tiger</u> will <u>bite</u> the <u>turkey</u> . It will be <u>very</u> bad if the <u>tiger</u> is in the barn!				
	WRITE	1. Who is in the barn? The _____ and _____ are in the barn. 2. What will the tiger do to the donkey and the turkey? The tiger will _____ the donkey and the turkey.				

WEDNESDAY ACTIVITY 2

	READ	Read the  and  words from Activity 1.
	WRITE	Write the  words and  words in your dictionary. Write a sentence with: meal Write a question with: barn


THURSDAY ACTIVITY 1

	LOOK & SAY	share	story	barn	lazy	candle
	SOUND OUT	bright	read	light	proud	
		night	page	seat	scream	





	READ	 <p>Let me share a story. In the story we see a boy. We think he is lazy. Is he lazy? He sits. He sits and <u>reads</u>. He sits and plans. He sits and <u>reads</u> and plans. He thinks. He thinks of an idea. He can <u>light</u> a candle. He can <u>light</u> a <u>bright</u> candle. He can <u>light</u> a <u>bright</u> candle in the barn. He is not lazy. He plans and thinks of ideas!</p>	<p>Let me share a story. In the story we see a boy. We think he is lazy. Is he lazy? He sits. He sits and</p>
---	------	---	---

THURSDAY ACTIVITY 2





	READ	Read the  and  words from Activity 1.
---	------	---

	<p>WRITE</p>	<ol style="list-style-type: none"> 1. Who do we see in the story? We see a _____ in the story. 2. What do we think? We think _____. 3. What does he sit and do? He sits and _____ and _____. 4. What can he light? He can light a _____. 5. Is the boy lazy? Yes/ No, the boy is/is not lazy.
---	---------------------	--

FRIDAY ACTIVITY 1

	<p>READ</p>	<p>Read all the  and  words again.</p>
	<p>READ</p>	<p>Read the story from Thursday Activity 1.</p>

FRIDAY ACTIVITY 2







	<p>READ</p>	<p>Read all the  and  words again.</p>
	<p>WRITE</p>	<p>Write the sentences in your book. Fix the mistakes.</p> <ol style="list-style-type: none"> 1. is he lazy 2. he is not lazy 3. he plans and thinks of ideas

HOME LANGUAGE WORKSHEET






ENGLISH GRADE 3 TERM 1

WEEK 3




MONDAY ACTIVITY 1


	LOOK & SAY	busy	everyone	worst	ever	birthday
	SOUND OUT	sad	mad	fun	not	
		sit	think	wish	chat	
	READ	I am <u>sad</u> . I am <u>mad</u> . I am <u>sad</u> and I am <u>mad</u> . I <u>sit</u> . I <u>think</u> . I <u>sit</u> and <u>think</u> . I <u>sit</u> and <u>think</u> and I am <u>mad</u> and I am <u>sad</u> .				
	WRITE	Write the  and  words in your dictionary.				

MONDAY ACTIVITY 2





	READ	Read the  and  words from Activity 1.
	READ	Can we <u>sit</u> ? Can we <u>chat</u> ? Can we <u>sit</u> and <u>chat</u> ? It will be <u>fun</u> . It will be <u>fun</u> to <u>sit</u> and <u>chat</u> . I <u>think</u> it will be <u>fun</u> to <u>sit</u> and <u>chat</u> .
	WRITE	Write a sentence with: sad Write a question with: fun

TUESDAY ACTIVITY 1





	LOOK & SAY	busy	everyone	worst	ever	birthday
	SOUND OUT	pray	prank	prick	preen	
		press	proud			
	READ	I am not <u>proud</u> . I am not <u>proud</u> of the <u>prank</u> . It is the worst. It is the worst <u>prank</u> . It is the worst <u>prank</u> ever. Are you <u>proud</u> ? Are you <u>proud</u> of the <u>prank</u> ? Everyone is mad. Everyone is sad. It was not fun. It was not fun to see everyone sad. It was not fun to see everyone mad.				

	WRITE	1. How does everyone feel? Everyone is _____ and _____. 2. What was not fun? It was not fun to _____.
---	--------------	--







TUESDAY ACTIVITY 2

	READ	Read the  and  words from Activity 1.
	WRITE	Write a sentence with: pray Write a question with: birthday



WEDNESDAY ACTIVITY 1

	LOOK & SAY	busy	everyone	worst	ever	birthday
	SOUND OUT	light	sight	fight	night	
	READ	I see. I see a <u>light</u> . I see a <u>bright light</u> . Can you see the <u>light</u> ? Can you see the <u>bright light</u> ? It is a <u>sight</u> . It is a <u>sight</u> to see the <u>bright light</u> . It is a <u>sight</u> to see the <u>bright light</u> at <u>night</u> . It is not <u>right</u> . It is not <u>right</u> to <u>fight</u> . It is not <u>right</u> to <u>fight</u> in the <u>night</u> .				
	WRITE	1. What can I see? I can see a ____. 2. What is not right? It is not right to ____.				

WEDNESDAY ACTIVITY 2

	READ	Read the  and  words from Activity 1.
	WRITE	Write the  words and  words in your dictionary. Write a sentence with: light Write a question with: busy

THURSDAY ACTIVITY 1

	LOOK & SAY	busy	everyone	wors	ever	birthday
	SOUND OUT	proud	prick	pray	press	
		right	fight	sight	night	



READ



Mandla is sad.
Mandla is mad.
Mom is busy. Dad is busy.
Everyone is busy.
This is the worst


birthday ever! It is not right. It is not right to be busy. It is not right to be busy on my birthday. It is not right for mom to be busy. It is not right for dad to be busy. It is not right for everyone to be busy on my birthday. This is the worst birthday ever!

THURSDAY ACTIVITY 2







READ





Read the  and  words from Activity 1.

	<p>WRITE</p>	<ol style="list-style-type: none"> 1. Who is sad? _____ is sad. 2. Why is Mandla sad? He is sad because _____. 3. What is not right? It is not right for _____. 4. Who is busy? _____ is busy. 5. What kind of birthday is this? This is the _____ birthday.
---	---------------------	---

FRIDAY ACTIVITY 1

	<p>READ</p>	<p>Read all the  and  words again.</p>
	<p>READ</p>	<p>Read the story from Thursday Activity 1.</p>

FRIDAY ACTIVITY 2







	<p>READ</p>	<p>Read all the  and  words again.</p>
	<p>WRITE</p>	<p>Write the sentences in your book. Fix the mistakes.</p> <ol style="list-style-type: none"> 1. mandla is sad on his birthday 2. is it right for everyone to be busy 3. this is the worst birthday ever

HOME LANGUAGE WORKSHEET






ENGLISH GRADE 2 TERM 1

WEEK 4



MONDAY ACTIVITY 1


	LOOK & SAY	ideas	many	thought	party	what
	SOUND OUT	right	tight	night	high	
		prick	proud	prank	press	
	READ	I was <u>right</u> . I thought I was <u>right</u> . I thought I was <u>right</u> at <u>night</u> . I was <u>proud</u> . I was <u>proud</u> that I was <u>right</u> . I was <u>proud</u> that I thought that I was <u>right</u> . I was <u>proud</u> that I thought that I was <u>right</u> at <u>night</u> .				
	WRITE	Write the  and  words in your dictionary.				


MONDAY ACTIVITY 2

	READ	Read the  and  words from Activity 1.				
	READ	I have so many ideas. I have so many ideas at <u>night</u> . I have so many bright ideas at <u>night</u> . I am proud. I am <u>proud</u> of my thoughts. I am <u>proud</u> of my thoughts at <u>night</u> . I am <u>proud</u> of my bright thoughts at <u>night</u> .				
	WRITE	Write a sentence with: high Write a question with: party				

TUESDAY ACTIVITY 1


	LOOK & SAY	ideas	many	thought	party	what
	SOUND OUT	swing	swim	swop	swam	
		swop	sway			

	READ	I will <u>swim</u> . I will <u>swim</u> at the party. I will <u>swing</u> . I will <u>swim</u> at the party. I will <u>swim</u> and I will <u>swing</u> . I will <u>swim</u> and I will <u>swing</u> at the party. I will <u>sway</u> . I will <u>sway</u> at the party. I will <u>swing</u> and <u>swim</u> and <u>sway</u> at the party!
---	------	--

	WRITE	1. What will I do? I will _____ and _____ and _____. 2. Where will I swim and swing and sway? I will swim and swing and sway at the _____.
---	-------	---


TUESDAY ACTIVITY 2


	READ	Read the  and  words from Activity 1.
---	------	---

	WRITE	Write a sentence with: swim Write a question with: party
---	-------	---

WEDNESDAY ACTIVITY 1




	LOOK & SAY	ideas	many	thought	party	what
	SOUND OUT	slime	bike	bite	kite	
		hike	crime			

	READ	I will ride. I will ride my <u>bike</u> . I will ride my <u>bike</u> to the party. I will <u>bite</u> . I will <u>bite</u> the <u>slime</u> . I will <u>bite</u> the <u>slime</u> at the party. You must not. You must not <u>bite</u> . You must not <u>bite</u> the <u>slime</u> at the party. You can <u>swim</u> . You can <u>swim</u> and <u>swing</u> . You can <u>swim</u> and <u>swing</u> at the party.
---	------	--



	WRITE	1. What will I ride? I will ride my _____. 2. What will I bite at the party? I will bite _____ at the party.
---	-------	---



WEDNESDAY ACTIVITY 2

	READ	Read the  and  words from Activity 1.
---	------	---

	WRITE	Write the  words and  words in your dictionary. Write a sentence with: kite Write a question with: hike
---	--------------	--


THURSDAY ACTIVITY 1

	LOOK & SAY	ideas	many	thought	party	what
	SOUND OUT	bite	slime	swim	kite	
		swing	swop	bike	swam	





	READ	<div style="display: flex; align-items: center;">  <div style="margin-left: 20px;"> <p>Zanele has many ideas. Zanele has many thoughts. Zanele has many ideas and thought for a party. What party will she have? What party will she like? Will she have a <u>kite</u> party? No she will not. Will she have a <u>slime</u> party? No she will not. Will she have a bike party? No she will not. What party will she have? What party will she like?</p> </div> </div>
---	-------------	---

THURSDAY ACTIVITY 2





	READ	Read the  and  words from Activity 1.
---	-------------	---

	<p style="text-align: center;">WRITE</p>	<ol style="list-style-type: none"> 1. Who has many ideas? _____ has many ideas. 2. What does Zanele have many thoughts and ideas about? She has many thoughts and ideas about _____. 3. Will she have a kite party? Yes/No, she will/ will not have a kite party. 4. Will she have a slime party? Yes/No, she will/ will not have a slime party. 5. Will she have a bike party? Yes/No, she will/ will not have a bike party.
---	---	--

FRIDAY ACTIVITY 1

	<p style="text-align: center;">READ</p>	<p>Read all the  and  words again.</p>
	<p style="text-align: center;">READ</p>	<p>Read the story from Thursday Activity 1.</p>

FRIDAY ACTIVITY 2







	<p style="text-align: center;">READ</p>	<p>Read all the  and  words again.</p>
	<p style="text-align: center;">WRITE</p>	<p>Write the sentences in your book. Fix the mistakes.</p> <ol style="list-style-type: none"> 1. zanele has many ideas 2. will she have a kite party 3. what party will she like

HOME LANGUAGE WORKSHEET






ENGLISH GRADE 2 TERM 1

WEEK 5



MONDAY ACTIVITY 1


	LOOK & SAY	good	drove	wish	different	enough
	SOUND OUT	right	night	swop	sway	
		prick	proud	hike	crime	
	READ	I will <u>hike</u> . I like to <u>hike</u> . Do you like to <u>hike</u> ? It is good. It is good to <u>hike</u> . I <u>hike</u> at <u>night</u> . Is it good? Is it good to <u>hike</u> at <u>night</u> ? Is it <u>right</u> ? Is it <u>right</u> to <u>hike</u> at <u>night</u> ? It is not good. It is not good to <u>hike</u> at <u>night</u> . It is not <u>right</u> . It is not <u>right</u> to <u>hike</u> at <u>night</u> .				
	WRITE	Write the  and  words in your dictionary.				


MONDAY ACTIVITY 2

	READ	Read the  and  words from Activity 1.				
	READ	I will <u>prick</u> my mom. I will <u>prick</u> my mom with a pin. Is it good? Is it good to <u>prick</u> my mom? Is it good to <u>prick</u> my mom with a pin? No, it is not good! It is not good to <u>prick</u> my mom with a pin! Is it <u>right</u> ? Is it <u>right</u> to <u>prick</u> my mom? Is it <u>right</u> to <u>prick</u> my mom with a pin? No, it is not <u>right</u> ! It is not <u>right</u> to <u>prick</u> my mom with a pin!				
	WRITE	Write a sentence with: swop Write a question with: drove				

TUESDAY ACTIVITY 1


	LOOK & SAY	good	drove	wish	different	enough
	SOUND OUT	string	strain	strong	stray	
		stripe	street			

	READ	I see a dog. I see a <u>stray</u> dog. I see a <u>stray</u> dog on the <u>street</u> . I will get a <u>string</u> . I will get a <u>strong string</u> . I will get a <u>strong string</u> to help the dog. I will get a <u>strong string</u> to help the <u>stray</u> dog. He has a <u>stripe</u> . He has a <u>stripe</u> on his back. He is good. He is good dog.
---	------	---


	WRITE	1. What do I see? I see a ____. 2. What will I get to help the dog? I will get a ____.
---	-------	---


TUESDAY ACTIVITY 2


	READ	Read the  and  words from Activity 1.
---	------	---


	WRITE	Write a sentence with: strong Write a question with: wish
---	-------	--

WEDNESDAY ACTIVITY 1







	LOOK & SAY	good	drove	wish	different	enough
---	------------	------	-------	------	-----------	--------

	SOUND OUT	tiger	blind	kind	find
		kind	tiger	find	blind



	READ	I will <u>find</u> . I will <u>find</u> a <u>tiger</u> . I will <u>find</u> a <u>blind tiger</u> . The <u>blind tiger</u> is good. The <u>blind tiger</u> is <u>kind</u> . Is the <u>blind tiger</u> strong? Yes the <u>blind tiger</u> is strong. What will the <u>tiger</u> do? What will the <u>blind tiger</u> do? Will the <u>tiger</u> fight? Will the <u>blind tiger</u> fight? No, the <u>blind tiger</u> will not fight. The <u>blind tiger</u> is good and <u>kind</u> .
---	------	--



	WRITE	1. What will I find? I will find a ____. 2. Will the tiger fight? Yes/No, the tiger will/will not fight.
---	-------	---

WEDNESDAY ACTIVITY 2

	READ	Read the  and  words from Activity 1.
	WRITE	Write the  words and  words in your dictionary. Write a sentence with: tiger Write a question with: find


THURSDAY ACTIVITY 1

	LOOK & SAY	good	drove	wish	different	enough			
	SOUND OUT	tiger		blind		kind		find	
		strong		street		stray		string	





	READ		<p>Chuck is good. Chuck is <u>kind</u>. Chuck is <u>strong</u>. He is good and <u>kind</u> and <u>strong</u>. He is good and <u>kind</u> and <u>strong</u> but Chuck will wish. He will wish to be different. He thought he was not good enough. He was sad. He was sad as he drove on the <u>street</u>. He must not be sad! He must</p> <p>not wish to be different! He is good enough.</p>
---	------	---	---

THURSDAY ACTIVITY 2





	READ	Read the  and  words from Activity 1.
---	------	---

	<p>WRITE</p>	<ol style="list-style-type: none"> 1. Who is the story about? The story is about _____. 2. What does Chuck wish to be? Chuck wishes to be _____. 3. How did chuck feel as he drove on the street? Chuck felt _____ as he drove on the street. 4. What kind of truck is Chuck? Chuck is _____ and _____ and _____. 5. Is Chuck good enough? Yes/No, he is/ is not good enough.
---	---------------------	--

FRIDAY ACTIVITY 1

	<p>READ</p>	<p>Read all the  and  words again.</p>
	<p>READ</p>	<p>Read the story from Thursday Activity 1.</p>

FRIDAY ACTIVITY 2






	<p>READ</p>	<p>Read all the  and  words again.</p>
	<p>WRITE</p>	<p>Write the sentences in your book. Fix the mistakes.</p> <ol style="list-style-type: none"> 1. he must not wish to be different 2. he was sad as he drove on the street 3. he is good and kind and strong

HOME LANGUAGE WORKSHEET






ENGLISH GRADE 2 TERM 1

WEEK 6



MONDAY ACTIVITY 1


	LOOK & SAY	school	first	started	running	great
	SOUND OUT	strong	street	find	kind	
		proud	hike	bike	swim	
	READ	I am <u>strong</u> . I am <u>proud</u> . I am <u>kind</u> . I am <u>strong</u> and <u>proud</u> and <u>kind</u> . I like to be me. I like to <u>hike</u> . I like to <u>swim</u> . I like to ride my <u>bike</u> . I like to <u>hike</u> and <u>swim</u> and ride my <u>bike</u> . I like to be me. I am <u>proud</u> to be me. I think I am great!				
	WRITE	Write the  and  words in your dictionary.				


MONDAY ACTIVITY 2

	READ	Read the  and  words from Activity 1.
	READ	I ride my <u>bike</u> . I ride my <u>bike</u> to school. I ride my <u>bike</u> to school on the <u>street</u> . I think it is great. I think it is great to ride my <u>bike</u> . I think it is great to ride my <u>bike</u> to school. I think it is great to ride my <u>bike</u> to school on the <u>street</u> . Do you think it is great? Do you think it is great to ride a <u>bike</u> ? Do you think it is great to ride a <u>bike</u> to school?
	WRITE	Write a sentence with: swim Write a question with: school

TUESDAY ACTIVITY 1


	LOOK & SAY	school	first	started	running	great
	SOUND OUT	eat	seat	meat	meal	
		steal	real			

	READ	I will <u>eat</u> . I will <u>eat</u> the <u>meat</u> . It is great. It is a great <u>meal</u> . It is a great <u>meal</u> to <u>eat</u> the <u>meat</u> . I will sit. I will sit on the <u>seat</u> . I will sit on the <u>seat</u> and <u>eat</u> . I will sit on the <u>seat</u> and <u>eat</u> the <u>meat</u> . I will <u>eat</u> enough. I will <u>eat</u> enough <u>meat</u> .
---	------	---



	WRITE	1. What will I eat? I will eat the _____. 2. Where will I sit? I will sit on the _____.
---	-------	--


TUESDAY ACTIVITY 2


	READ	Read the  and  words from Activity 1.
---	------	---

	WRITE	Write a sentence with: steal Write a question with: real
---	-------	---

WEDNESDAY ACTIVITY 1




	LOOK & SAY	school	first	started	running	great
	SOUND OUT	scrap	scream	screen	scrape	
		scram				

	READ	I <u>scream</u> . I <u>scream</u> at school. Do you <u>scream</u> ? Do you <u>scream</u> at school? Is it good? Is it good to <u>scream</u> ? Is it good to <u>scream</u> at school? No it is not good. It is not good to <u>scream</u> at school. I will not <u>scream</u> . I will not <u>scream</u> at school. I will sit in my seat and I will not <u>scream</u> .
---	------	--

	WRITE	1. Where do I scream? I scream at _____. 2. Is it good to scream at school? Yes/No, it is/is not good to scream at school.
---	-------	---





WEDNESDAY ACTIVITY 2

	READ	Read the  and  words from Activity 1.
---	------	---





	WRITE	Write the  words and  words in your dictionary. Write a
---	-------	---

sentence with: scrape
Write a question with: first





THURSDAY ACTIVITY 1

	LOOK & SAY	school	first	started	running	great			
	SOUND OUT	seat		eat		real		dream	
		screen		scrap		scrape		scream	
	READ							<p>Haile is great. He is great at running. He first started running to school. He was great at running to school. Haile had</p>	
		<p>a <u>dream</u>. He had a <u>dream</u> to run. He had a <u>dream</u> to be the best. He had a <u>dream</u> to be the best at running. He will fight. He will fight to reach his <u>dream</u>! He will fight to reach his <u>dream</u> to be the best at running.</p>							





THURSDAY ACTIVITY 2

	READ	Read the  and  words from Activity 1.
	WRITE	<ol style="list-style-type: none">Who is great? _____ is great.What is Haile great at? Haile is great at _____.Where did he first start running to? He started running to _____.What did he want to be the best at? He wanted to be the best at _____.What will he do to reach his dream? He will _____ to reach his dream.

FRIDAY ACTIVITY 1

	READ	Read all the  and  words again.
	READ	Read the story from Thursday Activity 1.

FRIDAY ACTIVITY 2







	READ	Read all the  and  words again.
	WRITE	Write the sentences in your book. Fix the mistakes. <ol style="list-style-type: none">haile had a dreamhe had a dream to runhe will fight to reach his dream

HOME LANGUAGE WORKSHEET






ENGLISH GRADE 2 TERM 1

WEEK 7



MONDAY ACTIVITY 1


	LOOK & SAY	how	tyre	have	want	could
	SOUND OUT	swing	proud	strong	scream	
		real	kind	bike	night	
	READ	Can you ride? Can you ride a <u>bike</u> ? Can you ride a <u>bike</u> at <u>night</u> ? I want to ride a <u>bike</u> . I want to ride a <u>bike</u> at <u>night</u> . How do you ride a <u>bike</u> ? How do you ride a <u>bike</u> at <u>night</u> ? Could you teach me? Could you teach me to ride a <u>bike</u> at <u>night</u> ?				
	WRITE	Write the  and  words in your dictionary.				


MONDAY ACTIVITY 2

	READ	Read the  and  words from Activity 1.				
	READ	Have you seen my <u>bike</u> ? I have lost it. I lost it at <u>night</u> . I lost my <u>bike</u> at <u>night</u> . Could you be <u>kind</u> ? Could you be <u>kind</u> and help me? Could you be <u>kind</u> and help me find my <u>bike</u> ? How will we find it? How will we find the <u>bike</u> ? How will we find the <u>bike</u> that I lost at <u>night</u> ?				
	WRITE	Write a sentence with: scream Write a question with: how				

TUESDAY ACTIVITY 1


	LOOK & SAY	how	tyre	have	want	could
	SOUND OUT	catch	hatch	match	fetch	
		stretch	switch	thatch	witch	

	READ	<p>I will <u>fetch</u>. I will <u>fetch</u> the <u>match</u>. I want to <u>fetch</u> the <u>match</u>. How will you <u>fetch</u>? How will you <u>fetch</u> the <u>match</u>? It is by the <u>witch</u>. The <u>match</u> is by the <u>witch</u>. The <u>match</u> is by the <u>witch</u> in the <u>thatch</u> hut. How will <u>fetch</u> the <u>match</u> by the <u>witch</u> in the <u>thatch</u> hut?</p>
---	-------------	--


	WRITE	<p>1. What do I want to fetch? I want to fetch the _____.</p> <p>2. Where is the match? It is by the _____ in the _____ hut.</p>
---	--------------	--


TUESDAY ACTIVITY 2


	READ	<p>Read the  and  words from Activity 1.</p>
---	-------------	--


	WRITE	<p>Write a sentence with: catch Write a question with: want</p>
---	--------------	--

WEDNESDAY ACTIVITY 1

	LOOK & SAY	how	tyre	have	want	could
---	-----------------------	-----	------	------	------	-------

	SOUND OUT	fishy	meaty	smelly	tricky
		greedy	badly	dusty	very

	READ	<p>Have you seen the <u>fishy</u> fish? The <u>fishy</u> fish is <u>smelly</u>. The <u>fishy</u> fish is <u>very smelly</u>. The <u>fishy</u> fish is <u>greedy</u>. The <u>fishy</u> fish is <u>very greedy</u>. The <u>fishy</u> fish is <u>tricky</u>. The <u>fishy</u> fish is <u>very tricky</u>. The <u>fishy</u> fish is <u>very smelly</u> and <u>greedy</u> and <u>tricky</u>. How can the <u>fishy</u> fish be <u>smelly</u> and <u>greedy</u> and <u>tricky</u>?</p>
---	-------------	---


	WRITE	<p>1. Who is the story about? The story is about the _____.</p> <p>2. What kind of fish is the fishy fish? The fishy fish is very _____ and _____ and _____.</p>
---	--------------	--

WEDNESDAY ACTIVITY 2





	READ	Read the and words from Activity 1.
	WRITE	Write the words and words in your dictionary. Write a sentence with: dusty Write a question with: smelly

THURSDAY ACTIVITY 1





	LOOK & SAY	how	tyre	have	want	could
	SOUND OUT	very	badly	dusty	tricky	
		fetch	catch	match	stretch	

	READ	 <p>Jane likes to ride her bike. She likes to ride her bike with Mandu. Jane hits her tyre. She hits her tyre on a rock. Her tyre is flat! How will she get back? It will be <u>tricky</u> to get back. It will be <u>very tricky</u> to get back with a flat tyre. Mandu could help. Mandu will go and <u>fetch</u> a pump. He will <u>fetch</u> a pump to fix the tyre.</p>
--	------	---





THURSDAY ACTIVITY 2

	READ	Read the  and  words from Activity 1.
	WRITE	<ol style="list-style-type: none">Who likes to ride her bike? _____ likes to ride her bike.What does Jane hit her tyre on? She hits her tyre on _____.Who could help? Mandu could help _____.What will Mandu go and fetch? He will go and fetch _____.Why will he fetch a pump? He will fetch a pump to _____.

FRIDAY ACTIVITY 1

	READ	Read all the  and  words again.
	READ	Read the story from Thursday Activity 1.

FRIDAY ACTIVITY 2

	READ	Read all the  and  words again.
	WRITE	Write the sentences in your book. Fix the mistakes. <ol style="list-style-type: none">she likes to ride her bike with manduher tyre is flathow will she get back

HOME LANGUAGE WORKSHEET






ENGLISH GRADE 2 TERM 1

WEEK 8

MONDAY ACTIVITY 1




	LOOK & SAY	laugh	home	hiding	found	where
	SOUND OUT	find	catch	tricky	very	
		fetch	real	street	proud	
	READ	I am hiding. Can you <u>find</u> me? Am I hiding by the <u>street</u> ? No I am not. Am I hiding by the dog? No I am not. I am hiding in a <u>tricky</u> spot. I am hiding in a <u>very tricky</u> spot. Where am I hiding? I must not laugh. I must not laugh or you will <u>find</u> me. You will <u>find</u> me and <u>catch</u> me. I am <u>proud</u> of my <u>tricky</u> hiding spot!				
	WRITE	Write the  and  words in your dictionary.				

MONDAY ACTIVITY 2





	READ	Read the  and  words from Activity 1.
	READ	I will go home. I will go home to <u>find</u> you. I will go home. I will go home to <u>catch</u> you. You are hiding. Where are you hiding? I will <u>find</u> you! Where are you hiding? I will <u>catch</u> you! You will laugh. You will laugh and I will <u>find</u> you. You will laugh and I will <u>catch</u> you. I found you! I found you hiding. I found you hiding in a <u>tricky</u> spot.
	WRITE	Write a sentence with: tricky Write a question with: where

TUESDAY ACTIVITY 1




	LOOK & SAY	laugh	home	hiding	found	where
---	------------	-------	------	--------	-------	-------


	SOUND OUT	key	donkey	turkey	valley
		donkey	key	valley	turkey
	READ	I found a <u>donkey</u> . I found a <u>turkey</u> . I found a <u>donkey</u> and a <u>turkey</u> . Where did you find the <u>donkey</u> ? Where did you find the <u>turkey</u> ? I found the <u>donkey</u> in the <u>valley</u> . I found the <u>donkey</u> hiding in the <u>valley</u> . I found the <u>turkey</u> in the <u>valley</u> . I found the <u>turkey</u> hiding in the <u>valley</u> . I found the <u>donkey</u> and the <u>turkey</u> hiding in the <u>valley</u> .			
	WRITE	1. What did I find? I found a _____ and a _____. 2. Where did I find them? I found them in the _____.			

TUESDAY ACTIVITY 2







	READ	Read the  and  words from Activity 1.
	WRITE	Write a sentence with: key Write a question with: donkey

WEDNESDAY ACTIVITY 1



	LOOK & SAY	laugh	home	hiding	found	where
	SOUND OUT	cage	rage	page	sage	
		age	stage	wage	engage	
	READ	I see a <u>cage</u> . Where is the <u>cage</u> ? The <u>cage</u> is on the <u>stage</u> . I will hide. I will hide in the <u>cage</u> . I will hide in the <u>cage</u> on the <u>stage</u> . I will not laugh. I will not laugh in the <u>cage</u> . I will not laugh in the <u>cage</u> on the <u>stage</u> . I will not get in a <u>rage</u> . I will not get in a <u>rage</u> in the <u>cage</u> . I will not get in a <u>rage</u> in the <u>cage</u> on the <u>stage</u> . You will not find me hiding in the <u>cage</u> on the <u>stage</u> !				


	WRITE	<p>1. What do I see? I see a _____.</p> <p>2. Where is the cage? The cage is on the _____.</p>
---	--------------	--

WEDNESDAY ACTIVITY 2





	READ	Read the  and  words from Activity 1.
	WRITE	Write the  words and  words in your dictionary. Write a sentence with: page Write a question with: home

THURSDAY ACTIVITY 1





	LOOK & SAY	laugh	home	hiding	found	where
	SOUND OUT	rage	cage	key	donkey	
		valley	turkey	page	age	

	READ	<div data-bbox="406 1086 1029 1780" data-label="Image"> </div> <p>Siviwe likes to hide. Where is Siviwe hiding? Is he hiding in the <u>cage</u>? No he is not. Is he hiding in the <u>valley</u>? No he is not. Is he hiding by the <u>turkey</u>? No he is not. Is he hiding at home? No he is not. Where is he hiding? We cannot find him. Is he hiding in the drum? Yes he is.</p> <p>He was hiding in the drum. We found him. We found Siviwe!</p>
---	-------------	--





THURSDAY ACTIVITY 2

	READ	Read the  and  words from Activity 1.
	WRITE	<ol style="list-style-type: none">Who likes to hide? _____ likes to hide.Where was the first place we thought he was hiding? Firstly we thought he was hiding in the _____.Where was the second place we thought he was hiding? Secondly we thought he was hiding in the _____.Where was the third place we thought he was hiding? Thirdly we thought he was hiding by the _____.Where was Siviwe hiding? He was hiding in the _____.

FRIDAY ACTIVITY 1

	READ	Read all the  and  words again.
	READ	Read the story from Thursday Activity 1.

FRIDAY ACTIVITY 2


	READ	Read all the  and  words again.
	WRITE	Write the sentences in your book. Fix the mistakes. <ol style="list-style-type: none">where is siviwe hidingis he hiding in the drumwe found siviwe

HOME LANGUAGE WORKSHEET






ENGLISH GRADE 2 TERM 1

WEEK 9



MONDAY ACTIVITY 1



	LOOK & SAY	together	please	buy	half	work
	SOUND OUT	greedy	kind	key	very	
		catch	strong	swim	hike	
	READ	I am <u>strong</u> . I am <u>very strong</u> . Are you <u>strong</u> ? Are you <u>very strong</u> ? I am <u>kind</u> . I am <u>very kind</u> . Are you <u>kind</u> ? Are you <u>very kind</u> ? I am not <u>greedy</u> . I am not <u>very greedy</u> . Are you <u>greedy</u> ? Are you <u>very greedy</u> ? I like to <u>swim</u> . Do you like to <u>swim</u> ? I like to <u>hike</u> . Do you like to <u>hike</u> ?				
	WRITE	Write the  and  words in your dictionary.				

MONDAY ACTIVITY 2





	READ	Read the  and  words from Activity 1.				
	READ	I like to play. I do not like to work. I like to <u>swim</u> . I do not like to work. I like to <u>hike</u> . I do not like to work. I like to play and <u>swim</u> and <u>hike</u> but I do not like to work. Do you like to play? Do you like to <u>swim</u> ? Do you like to <u>hike</u> ? Do you like to work?				
	WRITE	Write a sentence with: catch Write a question with: please				

TUESDAY ACTIVITY 1





	LOOK & SAY	together	please	buy	half	work
	SOUND OUT	fight	bike	string	find	
		eat	steal	crime	meat	

	READ	<p>I want to <u>eat</u>. I want to <u>eat</u> the <u>meat</u>. Could I <u>steal</u> the <u>meat</u>? Could I <u>steal</u> the <u>meat</u> that I want to <u>eat</u>? No, it is a <u>crime</u>. It is a <u>crime</u> to <u>steal</u>. It is a <u>crime</u> to <u>steal</u> the <u>meat</u>. You must buy the <u>meat</u>. You must buy the <u>meat</u> that you want to <u>eat</u>. Please do not <u>steal</u>! Please do not <u>steal</u> the <u>meat</u>!</p>
	WRITE	<p>1. What do I want to eat? I want to eat the _____.</p> <p>2. What is a crime? It is a crime to _____.</p>







TUESDAY ACTIVITY 2

	READ	Read the  and  words from Activity 1.
	WRITE	Write a sentence with: crime Write a question with: work



WEDNESDAY ACTIVITY 1



	LOOK & SAY	together	please	buy	half	work
	SOUND OUT	fright	smelly	tiger	light	
	READ	<p>I will play a <u>prank</u>. I will play a <u>prank</u> on mom. I will buy the <u>tiger</u>. I will buy the <u>tiger</u> in the <u>cage</u>. The <u>tiger</u> is <u>smelly</u>. My mom will see the <u>tiger</u>. She will see the <u>smelly</u> <u>tiger</u>. Mom will get a <u>fright</u>. She will get a big <u>fright</u>. Mom will <u>scream</u>. I will laugh. I will laugh when mom gets a <u>fright</u>. I will laugh when mom <u>screams</u>!</p>				
	WRITE	<p>1. Who will I play a prank on? I will play a prank on _____.</p> <p>2. What will I buy? I will buy the _____.</p>				

WEDNESDAY ACTIVITY 2





	READ	Read the  and  words from Activity 1.
	WRITE	Write the  words and  words in your dictionary. Write a sentence with: fright Write a question with: buy

THURSDAY ACTIVITY 1





	LOOK & SAY	together	please	buy	half	work
	SOUND OUT	ride	street	bike	proud	
		very	find	page	stretch	

	READ	 <p>Marie wants a <u>bike</u>. She wants to <u>ride</u> with Busi. Busi has a <u>bike</u>. "Please can you buy me a <u>bike</u> dad?" Marie asks. "I will pay half." Dad says. Marie will work. She will work to buy the <u>bike</u>. She wants to <u>ride</u> her <u>bike</u>. She wants to ride her <u>bike</u> in the <u>street</u> with Busi. Marie has enough to buy the <u>bike</u>! Marie is very <u>proud</u> that she has enough. She can <u>ride</u> together with Busi.</p>	<p>Marie wants a <u>bike</u>. She wants to <u>ride</u> with Busi. Busi has a <u>bike</u>. "Please can you buy me a <u>bike</u> dad?" Marie asks. "I will pay half." Dad says. Marie will work. She will work to buy the <u>bike</u>. She wants to <u>ride</u> her <u>bike</u>. She wants to ride her <u>bike</u> in the <u>street</u> with Busi. Marie has enough to buy the <u>bike</u>! Marie is very <u>proud</u> that she has enough. She can <u>ride</u> together with Busi.</p>
---	------	---	---





THURSDAY ACTIVITY 2

	READ	Read the  and  words from Activity 1.
	WRITE	<ol style="list-style-type: none">Who wants a bike? _____ wants a bike.Who has a bike? _____ has a bike.How much will dad pay? Dad will pay _____.What will Marie do to buy the bike? Marie will _____ to buy the bike.How does Marie feel that she has enough to buy the bike? Marie feels _____ that she has enough to buy the bike.

FRIDAY ACTIVITY 1

	READ	Read all the  and  words again.
	READ	Read the story from Thursday Activity 1.

FRIDAY ACTIVITY 2







	READ	Read all the  and  words again.
	WRITE	Write the sentences in your book. Fix the mistakes. <ol style="list-style-type: none">she wants to ride with busiplease can you buy me a bike dad marie asksmarie has enough to buy the bike

HOME LANGUAGE WORKSHEET






ENGLISH GRADE 2 TERM 1

WEEK 10



MONDAY ACTIVITY 1



	LOOK & SAY	share	story	barn	lazy	candle
	SOUND OUT	prick	donkey	bite	fight	
		right	fetch	rage	night	
	READ	I will <u>prick</u> the <u>donkey</u> . I will <u>prick</u> the <u>donkey</u> with a pin. I will <u>fetch</u> the pin. I will <u>fetch</u> the pin to <u>prick</u> the <u>donkey</u> . The <u>donkey</u> is in the barn. It is not <u>right</u> ! It is not <u>right</u> to <u>prick</u> the <u>donkey</u> . It is not <u>right</u> to <u>prick</u> the <u>donkey</u> with a pin. The <u>donkey</u> will <u>bite</u> you. The <u>donkey</u> will <u>bite</u> you if you <u>prick</u> it with a pin!				
	WRITE	Write the  and  words in your dictionary.				

MONDAY ACTIVITY 2





	READ	Read the  and  words from Activity 1.				
	READ	Please do not <u>fight</u> . Please do not <u>fight</u> at <u>night</u> . It is not <u>right</u> . It is not <u>right</u> to <u>fight</u> at <u>night</u> . Do not get into a <u>rage</u> . Do not get into a <u>rage</u> at <u>night</u> . It is not <u>right</u> . It is not <u>right</u> to get into a <u>rage</u> . It is not <u>right</u> to get into a <u>rage</u> at <u>night</u> .				
	WRITE	Write a sentence with: fight Write a question with: story				

TUESDAY ACTIVITY 1





	LOOK & SAY	share	story	barn	lazy	candle
	SOUND OUT	swop	swing	bike	kite	
		steal	greedy	prank	kind	

	READ	Will you be <u>kind</u> ? Will you be <u>kind</u> and share? Will you be <u>kind</u> and share your <u>kite</u> ? Will you be <u>kind</u> and share your <u>kite</u> with me. I have a <u>kite</u> . We can <u>swop</u> . You must not be <u>greedy</u> . You must not be <u>greedy</u> , you must share. I will not <u>steal</u> your <u>kite</u> . I will not play a <u>prank</u> and <u>steal</u> your <u>kite</u> .
	WRITE	1. What do I want you to share with me? I want you to share your _____ with me. 2. Will I steal your kite? Yes/No, I will/ will not steal your kite.







TUESDAY ACTIVITY 2

	READ	Read the  and  words from Activity 1.
	WRITE	Write a sentence with: swop Write a question with: lazy



WEDNESDAY ACTIVITY 1



	LOOK & SAY	share	story	barn	lazy	candle
	SOUND OUT	donkey	turkey	tiger	bite	
	READ	Is the <u>donkey</u> in the barn? Yes, the <u>donkey</u> is in the barn. Is the <u>turkey</u> in the barn? Yes, the <u>turkey</u> is in the barn. Is the <u>tiger</u> in the barn? No, the <u>tiger</u> is not in the barn. The <u>tiger</u> will <u>bite</u> the <u>donkey</u> . The <u>tiger</u> will <u>bite</u> the <u>turkey</u> . It will be <u>very</u> bad if the <u>tiger</u> is in the barn!				
	WRITE	1. Who is in the barn? The _____ and _____ are in the barn. 2. What will the tiger do to the donkey and the turkey? The tiger will _____ the donkey and the turkey.				

WEDNESDAY ACTIVITY 2

	READ	Read the  and  words from Activity 1.
	WRITE	Write the  words and  words in your dictionary. Write a sentence with: meal Write a question with: barn


THURSDAY ACTIVITY 1

	LOOK & SAY	share	story	barn	lazy	candle
	SOUND OUT	bright	read	light	proud	
		night	page	seat	scream	





	READ	 <p>Let me share a story. In the story we see a boy. We think he is lazy. Is he lazy? He sits. He sits and <u>reads</u>. He sits and plans. He sits and <u>reads</u> and plans. He thinks. He thinks of an idea. He can <u>light</u> a candle. He can <u>light</u> a <u>bright</u> candle. He can <u>light</u> a <u>bright</u> candle in the barn. He is not lazy. He plans and thinks of ideas!</p>	<p>Let me share a story. In the story we see a boy. We think he is lazy. Is he lazy? He sits. He sits and</p>
---	------	---	---

THURSDAY ACTIVITY 2





	READ	Read the  and  words from Activity 1.
---	------	---

	<p>WRITE</p>	<ol style="list-style-type: none"> 1. Who do we see in the story? We see a _____ in the story. 2. What do we think? We think _____. 3. What does he sit and do? He sits and _____ and _____. 4. What can he light? He can light a _____. 5. Is the boy lazy? Yes/ No, the boy is/is not lazy.
---	---------------------	--

FRIDAY ACTIVITY 1

	<p>READ</p>	<p>Read all the  and  words again.</p>
	<p>READ</p>	<p>Read the story from Thursday Activity 1.</p>

FRIDAY ACTIVITY 2







	<p>READ</p>	<p>Read all the  and  words again.</p>
	<p>WRITE</p>	<p>Write the sentences in your book. Fix the mistakes.</p> <ol style="list-style-type: none"> 1. is he lazy 2. he is not lazy 3. he plans and thinks of ideas

HOME LANGUAGE WORKSHEET






ENGLISH GRADE 3 TERM 1

WEEK 3




MONDAY ACTIVITY 1


	LOOK & SAY	busy	everyone	worst	ever	birthday
	SOUND OUT	sad	mad	fun	not	
		sit	think	wish	chat	
	READ	I am <u>sad</u> . I am <u>mad</u> . I am <u>sad</u> and I am <u>mad</u> . I <u>sit</u> . I <u>think</u> . I <u>sit</u> and <u>think</u> . I <u>sit</u> and <u>think</u> and I am <u>mad</u> and I am <u>sad</u> .				
	WRITE	Write the  and  words in your dictionary.				

MONDAY ACTIVITY 2





	READ	Read the  and  words from Activity 1.
	READ	Can we <u>sit</u> ? Can we <u>chat</u> ? Can we <u>sit</u> and <u>chat</u> ? It will be <u>fun</u> . It will be <u>fun</u> to <u>sit</u> and <u>chat</u> . I <u>think</u> it will be <u>fun</u> to <u>sit</u> and <u>chat</u> .
	WRITE	Write a sentence with: sad Write a question with: fun

TUESDAY ACTIVITY 1





	LOOK & SAY	busy	everyone	worst	ever	birthday
	SOUND OUT	pray	prank	prick	preen	
		press	proud			
	READ	I am not <u>proud</u> . I am not <u>proud</u> of the <u>prank</u> . It is the worst. It is the worst <u>prank</u> . It is the worst <u>prank</u> ever. Are you <u>proud</u> ? Are you <u>proud</u> of the <u>prank</u> ? Everyone is mad. Everyone is sad. It was not fun. It was not fun to see everyone sad. It was not fun to see everyone mad.				

	WRITE	1. How does everyone feel? Everyone is _____ and _____. 2. What was not fun? It was not fun to _____.
---	--------------	--







TUESDAY ACTIVITY 2

	READ	Read the  and  words from Activity 1.
	WRITE	Write a sentence with: pray Write a question with: birthday



WEDNESDAY ACTIVITY 1

	LOOK & SAY	busy	everyone	worst	ever	birthday
	SOUND OUT	light	sight	fight	night	
	READ	I see. I see a <u>light</u> . I see a <u>bright light</u> . Can you see the <u>light</u> ? Can you see the <u>bright light</u> ? It is a <u>sight</u> . It is a <u>sight</u> to see the <u>bright light</u> . It is a <u>sight</u> to see the <u>bright light</u> at <u>night</u> . It is not <u>right</u> . It is not <u>right</u> to <u>fight</u> . It is not <u>right</u> to <u>fight</u> in the <u>night</u> .				
	WRITE	1. What can I see? I can see a ____. 2. What is not right? It is not right to ____.				

WEDNESDAY ACTIVITY 2

	READ	Read the  and  words from Activity 1.
	WRITE	Write the  words and  words in your dictionary. Write a sentence with: light Write a question with: busy

THURSDAY ACTIVITY 1

	LOOK & SAY	busy	everyone	wors	ever	birthday
	SOUND OUT	proud	prick	pray	press	
		right	fight	sight	night	



READ



Mandla is sad.
Mandla is mad.
Mom is busy. Dad is busy.
Everyone is busy.
This is the worst


birthday ever! It is not right. It is not right to be busy. It is not right to be busy on my birthday. It is not right for mom to be busy. It is not right for dad to be busy. It is not right for everyone to be busy on my birthday. This is the worst birthday ever!

THURSDAY ACTIVITY 2







READ





Read the  and  words from Activity 1.

	<p>WRITE</p>	<ol style="list-style-type: none"> 1. Who is sad? _____ is sad. 2. Why is Mandla sad? He is sad because _____. 3. What is not right? It is not right for _____. 4. Who is busy? _____ is busy. 5. What kind of birthday is this? This is the _____ birthday.
---	---------------------	---

FRIDAY ACTIVITY 1

	<p>READ</p>	<p>Read all the  and  words again.</p>
	<p>READ</p>	<p>Read the story from Thursday Activity 1.</p>

FRIDAY ACTIVITY 2







	<p>READ</p>	<p>Read all the  and  words again.</p>
	<p>WRITE</p>	<p>Write the sentences in your book. Fix the mistakes.</p> <ol style="list-style-type: none"> 1. mandla is sad on his birthday 2. is it right for everyone to be busy 3. this is the worst birthday ever

HOME LANGUAGE WORKSHEET






ENGLISH GRADE 2 TERM 1

WEEK 4



MONDAY ACTIVITY 1


	LOOK & SAY	ideas	many	thought	party	what
	SOUND OUT	right	tight	night	high	
		prick	proud	prank	press	
	READ	I was <u>right</u> . I thought I was <u>right</u> . I thought I was <u>right</u> at <u>night</u> . I was <u>proud</u> . I was <u>proud</u> that I was <u>right</u> . I was <u>proud</u> that I thought that I was <u>right</u> . I was <u>proud</u> that I thought that I was <u>right</u> at <u>night</u> .				
	WRITE	Write the  and  words in your dictionary.				


MONDAY ACTIVITY 2

	READ	Read the  and  words from Activity 1.				
	READ	I have so many ideas. I have so many ideas at <u>night</u> . I have so many bright ideas at <u>night</u> . I am proud. I am <u>proud</u> of my thoughts. I am <u>proud</u> of my thoughts at <u>night</u> . I am <u>proud</u> of my bright thoughts at <u>night</u> .				
	WRITE	Write a sentence with: high Write a question with: party				

TUESDAY ACTIVITY 1


	LOOK & SAY	ideas	many	thought	party	what
	SOUND OUT	swing	swim	swop	swam	
		swop	sway			

	READ	I will <u>swim</u> . I will <u>swim</u> at the party. I will <u>swing</u> . I will <u>swim</u> at the party. I will <u>swim</u> and I will <u>swing</u> . I will <u>swim</u> and I will <u>swing</u> at the party. I will <u>sway</u> . I will <u>sway</u> at the party. I will <u>swing</u> and <u>swim</u> and <u>sway</u> at the party!
---	------	--

	WRITE	1. What will I do? I will _____ and _____ and _____. 2. Where will I swim and swing and sway? I will swim and swing and sway at the _____.
---	-------	---


TUESDAY ACTIVITY 2


	READ	Read the  and  words from Activity 1.
---	------	---

	WRITE	Write a sentence with: swim Write a question with: party
---	-------	---

WEDNESDAY ACTIVITY 1




	LOOK & SAY	ideas	many	thought	party	what
	SOUND OUT	slime	bike	bite	kite	
		hike	crime			

	READ	I will ride. I will ride my <u>bike</u> . I will ride my <u>bike</u> to the party. I will <u>bite</u> . I will <u>bite</u> the <u>slime</u> . I will <u>bite</u> the <u>slime</u> at the party. You must not. You must not <u>bite</u> . You must not <u>bite</u> the <u>slime</u> at the party. You can <u>swim</u> . You can <u>swim</u> and <u>swing</u> . You can <u>swim</u> and <u>swing</u> at the party.
---	------	--



	WRITE	1. What will I ride? I will ride my _____. 2. What will I bite at the party? I will bite _____ at the party.
---	-------	---



WEDNESDAY ACTIVITY 2

	READ	Read the  and  words from Activity 1.
---	------	---

	WRITE	Write the  words and  words in your dictionary. Write a sentence with: kite Write a question with: hike
---	--------------	--


THURSDAY ACTIVITY 1

	LOOK & SAY	ideas	many	thought	party	what
	SOUND OUT	bite	slime	swim	kite	
		swing	swop	bike	swam	





	READ	<div style="display: flex; align-items: center;">  <div style="margin-left: 20px;"> <p>Zanele has many ideas. Zanele has many thoughts. Zanele has many ideas and thought for a party. What party will she have? What party will she like? Will she have a <u>kite</u> party? No she will not. Will she have a <u>slime</u> party? No she will not. Will she have a bike party? No she will not. What party will she have? What party will she like?</p> </div> </div>
---	-------------	---

THURSDAY ACTIVITY 2





	READ	Read the  and  words from Activity 1.
---	-------------	---

	<p>WRITE</p>	<p>1. Who has many ideas? _____ has many ideas.</p> <p>2. What does Zanele have many thoughts and ideas about? She has many thoughts and ideas about _____.</p> <p>3. Will she have a kite party? Yes/No, she will/ will not have a kite party.</p> <p>4. Will she have a slime party? Yes/No, she will/ will not have a slime party.</p> <p>5. Will she have a bike party? Yes/No, she will/ will not have a bike party.</p>
---	---------------------	--

FRIDAY ACTIVITY 1

	<p>READ</p>	<p>Read all the  and  words again.</p>
	<p>READ</p>	<p>Read the story from Thursday Activity 1.</p>

FRIDAY ACTIVITY 2







	<p>READ</p>	<p>Read all the  and  words again.</p>
	<p>WRITE</p>	<p>Write the sentences in your book. Fix the mistakes.</p> <ol style="list-style-type: none"> 1. zanele has many ideas 2. will she have a kite party 3. what party will she like

HOME LANGUAGE WORKSHEET






ENGLISH GRADE 2 TERM 1

WEEK 5



MONDAY ACTIVITY 1


	LOOK & SAY	good	drove	wish	different	enough
	SOUND OUT	right	night	swop	sway	
		prick	proud	hike	crime	
	READ	I will <u>hike</u> . I like to <u>hike</u> . Do you like to <u>hike</u> ? It is good. It is good to <u>hike</u> . I <u>hike</u> at <u>night</u> . Is it good? Is it good to <u>hike</u> at <u>night</u> ? Is it <u>right</u> ? Is it <u>right</u> to <u>hike</u> at <u>night</u> ? It is not good. It is not good to <u>hike</u> at <u>night</u> . It is not <u>right</u> . It is not <u>right</u> to <u>hike</u> at <u>night</u> .				
	WRITE	Write the  and  words in your dictionary.				


MONDAY ACTIVITY 2

	READ	Read the  and  words from Activity 1.				
	READ	I will <u>prick</u> my mom. I will <u>prick</u> my mom with a pin. Is it good? Is it good to <u>prick</u> my mom? Is it good to <u>prick</u> my mom with a pin? No, it is not good! It is not good to <u>prick</u> my mom with a pin! Is it <u>right</u> ? Is it <u>right</u> to <u>prick</u> my mom? Is it <u>right</u> to <u>prick</u> my mom with a pin? No, it is not <u>right</u> ! It is not <u>right</u> to <u>prick</u> my mom with a pin!				
	WRITE	Write a sentence with: swop Write a question with: drove				

TUESDAY ACTIVITY 1


	LOOK & SAY	good	drove	wish	different	enough
	SOUND OUT	string	strain	strong	stray	
		stripe	street			

	READ	I see a dog. I see a <u>stray</u> dog. I see a <u>stray</u> dog on the <u>street</u> . I will get a <u>string</u> . I will get a <u>strong string</u> . I will get a <u>strong string</u> to help the dog. I will get a <u>strong string</u> to help the <u>stray</u> dog. He has a <u>stripe</u> . He has a <u>stripe</u> on his back. He is good. He is good dog.
---	------	---


	WRITE	1. What do I see? I see a ____. 2. What will I get to help the dog? I will get a ____.
---	-------	---


TUESDAY ACTIVITY 2


	READ	Read the  and  words from Activity 1.
---	------	---


	WRITE	Write a sentence with: strong Write a question with: wish
---	-------	--

WEDNESDAY ACTIVITY 1







	LOOK & SAY	good	drove	wish	different	enough
---	------------	------	-------	------	-----------	--------

	SOUND OUT	tiger	blind	kind	find
		kind	tiger	find	blind



	READ	I will <u>find</u> . I will <u>find</u> a <u>tiger</u> . I will <u>find</u> a <u>blind tiger</u> . The <u>blind tiger</u> is good. The <u>blind tiger</u> is <u>kind</u> . Is the <u>blind tiger</u> strong? Yes the <u>blind tiger</u> is strong. What will the <u>tiger</u> do? What will the <u>blind tiger</u> do? Will the <u>tiger</u> fight? Will the <u>blind tiger</u> fight? No, the <u>blind tiger</u> will not fight. The <u>blind tiger</u> is good and <u>kind</u> .
---	------	--



	WRITE	1. What will I find? I will find a ____. 2. Will the tiger fight? Yes/No, the tiger will/will not fight.
---	-------	---

WEDNESDAY ACTIVITY 2

	READ	Read the  and  words from Activity 1.
	WRITE	Write the  words and  words in your dictionary. Write a sentence with: tiger Write a question with: find


THURSDAY ACTIVITY 1

	LOOK & SAY	good	drove	wish	different	enough			
	SOUND OUT	tiger		blind		kind		find	
		strong		street		stray		string	





	READ		<p>Chuck is good. Chuck is <u>kind</u>. Chuck is <u>strong</u>. He is good and <u>kind</u> and <u>strong</u>. He is good and <u>kind</u> and <u>strong</u> but Chuck will wish. He will wish to be different. He thought he was not good enough. He was sad. He was sad as he drove on the <u>street</u>. He must not be sad! He must</p> <p>not wish to be different! He is good enough.</p>
---	------	---	---

THURSDAY ACTIVITY 2





	READ	Read the  and  words from Activity 1.
---	------	---

	<p>WRITE</p>	<ol style="list-style-type: none"> 1. Who is the story about? The story is about _____. 2. What does Chuck wish to be? Chuck wishes to be _____. 3. How did chuck feel as he drove on the street? Chuck felt _____ as he drove on the street. 4. What kind of truck is Chuck? Chuck is _____ and _____ and _____. 5. Is Chuck good enough? Yes/No, he is/ is not good enough.
---	---------------------	--

FRIDAY ACTIVITY 1

	<p>READ</p>	<p>Read all the  and  words again.</p>
	<p>READ</p>	<p>Read the story from Thursday Activity 1.</p>

FRIDAY ACTIVITY 2






	<p>READ</p>	<p>Read all the  and  words again.</p>
	<p>WRITE</p>	<p>Write the sentences in your book. Fix the mistakes.</p> <ol style="list-style-type: none"> 1. he must not wish to be different 2. he was sad as he drove on the street 3. he is good and kind and strong

HOME LANGUAGE WORKSHEET






ENGLISH GRADE 2 TERM 1

WEEK 6



MONDAY ACTIVITY 1


	LOOK & SAY	school	first	started	running	great
	SOUND OUT	strong	street	find	kind	
		proud	hike	bike	swim	
	READ	I am <u>strong</u> . I am <u>proud</u> . I am <u>kind</u> . I am <u>strong</u> and <u>proud</u> and <u>kind</u> . I like to be me. I like to <u>hike</u> . I like to <u>swim</u> . I like to ride my <u>bike</u> . I like to <u>hike</u> and <u>swim</u> and ride my <u>bike</u> . I like to be me. I am <u>proud</u> to be me. I think I am great!				
	WRITE	Write the  and  words in your dictionary.				


MONDAY ACTIVITY 2

	READ	Read the  and  words from Activity 1.
	READ	I ride my <u>bike</u> . I ride my <u>bike</u> to school. I ride my <u>bike</u> to school on the <u>street</u> . I think it is great. I think it is great to ride my <u>bike</u> . I think it is great to ride my <u>bike</u> to school. I think it is great to ride my <u>bike</u> to school on the <u>street</u> . Do you think it is great? Do you think it is great to ride a <u>bike</u> ? Do you think it is great to ride a <u>bike</u> to school?
	WRITE	Write a sentence with: swim Write a question with: school

TUESDAY ACTIVITY 1


	LOOK & SAY	school	first	started	running	great
	SOUND OUT	eat	seat	meat	meal	
		steal	real			

	READ	I will <u>eat</u> . I will <u>eat</u> the <u>meat</u> . It is great. It is a great <u>meal</u> . It is a great <u>meal</u> to <u>eat</u> the <u>meat</u> . I will sit. I will sit on the <u>seat</u> . I will sit on the <u>seat</u> and <u>eat</u> . I will sit on the <u>seat</u> and <u>eat</u> the <u>meat</u> . I will <u>eat</u> enough. I will <u>eat</u> enough <u>meat</u> .
---	------	---



	WRITE	1. What will I eat? I will eat the _____. 2. Where will I sit? I will sit on the _____.
---	-------	--


TUESDAY ACTIVITY 2


	READ	Read the  and  words from Activity 1.
---	------	---

	WRITE	Write a sentence with: steal Write a question with: real
---	-------	---

WEDNESDAY ACTIVITY 1




	LOOK & SAY	school	first	started	running	great
	SOUND OUT	scrap	scream	screen	scrape	
		scram				

	READ	I <u>scream</u> . I <u>scream</u> at school. Do you <u>scream</u> ? Do you <u>scream</u> at school? Is it good? Is it good to <u>scream</u> ? Is it good to <u>scream</u> at school? No it is not good. It is not good to <u>scream</u> at school. I will not <u>scream</u> . I will not <u>scream</u> at school. I will sit in my seat and I will not <u>scream</u> .
---	------	--

	WRITE	1. Where do I scream? I scream at _____. 2. Is it good to scream at school? Yes/No, it is/is not good to scream at school.
---	-------	---





WEDNESDAY ACTIVITY 2

	READ	Read the  and  words from Activity 1.
---	------	---





	WRITE	Write the  words and  words in your dictionary. Write a
---	-------	---

sentence with: scrape
Write a question with: first





THURSDAY ACTIVITY 1

	LOOK & SAY	school	first	started	running	great
	SOUND OUT	seat	eat	real	dream	
		screen	scrap	scrape	scream	
	READ					<p>Haile is great. He is great at running. He first started running to school. He was great at running to school. Haile had a <u>dream</u>. He had a <u>dream</u> to run. He had a <u>dream</u> to be the best. He had a <u>dream</u> to be the best at running. He will fight. He will fight to reach his <u>dream</u>! He will fight to reach his <u>dream</u> to be the best at running.</p>





THURSDAY ACTIVITY 2

	READ	Read the  and  words from Activity 1.
	WRITE	<ol style="list-style-type: none">Who is great? _____ is great.What is Haile great at? Haile is great at _____.Where did he first start running to? He started running to _____.What did he want to be the best at? He wanted to be the best at _____.What will he do to reach his dream? He will _____ to reach his dream.

FRIDAY ACTIVITY 1

	READ	Read all the  and  words again.
	READ	Read the story from Thursday Activity 1.

FRIDAY ACTIVITY 2







	READ	Read all the  and  words again.
	WRITE	Write the sentences in your book. Fix the mistakes. <ol style="list-style-type: none">haile had a dreamhe had a dream to runhe will fight to reach his dream

HOME LANGUAGE WORKSHEET






ENGLISH GRADE 2 TERM 1

WEEK 7



MONDAY ACTIVITY 1


	LOOK & SAY	how	tyre	have	want	could
	SOUND OUT	swing	proud	strong	scream	
		real	kind	bike	night	
	READ	Can you ride? Can you ride a <u>bike</u> ? Can you ride a <u>bike</u> at <u>night</u> ? I want to ride a <u>bike</u> . I want to ride a <u>bike</u> at <u>night</u> . How do you ride a <u>bike</u> ? How do you ride a <u>bike</u> at <u>night</u> ? Could you teach me? Could you teach me to ride a <u>bike</u> at <u>night</u> ?				
	WRITE	Write the  and  words in your dictionary.				


MONDAY ACTIVITY 2

	READ	Read the  and  words from Activity 1.				
	READ	Have you seen my <u>bike</u> ? I have lost it. I lost it at <u>night</u> . I lost my <u>bike</u> at <u>night</u> . Could you be <u>kind</u> ? Could you be <u>kind</u> and help me? Could you be <u>kind</u> and help me find my <u>bike</u> ? How will we find it? How will we find the <u>bike</u> ? How will we find the <u>bike</u> that I lost at <u>night</u> ?				
	WRITE	Write a sentence with: scream Write a question with: how				

TUESDAY ACTIVITY 1


	LOOK & SAY	how	tyre	have	want	could
	SOUND OUT	catch	hatch	match	fetch	
		stretch	switch	thatch	witch	

	READ	<p>I will <u>fetch</u>. I will <u>fetch</u> the <u>match</u>. I want to <u>fetch</u> the <u>match</u>. How will you <u>fetch</u>? How will you <u>fetch</u> the <u>match</u>? It is by the <u>witch</u>. The <u>match</u> is by the <u>witch</u>. The <u>match</u> is by the <u>witch</u> in the <u>thatch</u> hut. How will <u>fetch</u> the <u>match</u> by the <u>witch</u> in the <u>thatch</u> hut?</p>
---	-------------	--


	WRITE	<p>1. What do I want to fetch? I want to fetch the _____.</p> <p>2. Where is the match? It is by the _____ in the _____ hut.</p>
---	--------------	--


TUESDAY ACTIVITY 2


	READ	<p>Read the  and  words from Activity 1.</p>
---	-------------	--


	WRITE	<p>Write a sentence with: catch Write a question with: want</p>
---	--------------	--

WEDNESDAY ACTIVITY 1







	LOOK & SAY	how	tyre	have	want	could
---	-----------------------	-----	------	------	------	-------

	SOUND OUT	fishy	meaty	smelly	tricky
		greedy	badly	dusty	very



	READ	<p>Have you seen the <u>fishy</u> fish? The <u>fishy</u> fish is <u>smelly</u>. The <u>fishy</u> fish is <u>very smelly</u>. The <u>fishy</u> fish is <u>greedy</u>. The <u>fishy</u> fish is <u>very greedy</u>. The <u>fishy</u> fish is <u>tricky</u>. The <u>fishy</u> fish is <u>very tricky</u>. The <u>fishy</u> fish is <u>very smelly</u> and <u>greedy</u> and <u>tricky</u>. How can the <u>fishy</u> fish be <u>smelly</u> and <u>greedy</u> and <u>tricky</u>?</p>
---	-------------	---



	WRITE	<p>1. Who is the story about? The story is about the _____.</p> <p>2. What kind of fish is the fishy fish? The fishy fish is very _____ and _____ and _____.</p>
---	--------------	--

WEDNESDAY ACTIVITY 2





	READ	Read the  and  words from Activity 1.
	WRITE	Write the  words and  words in your dictionary. Write a sentence with: dusty Write a question with: smelly

THURSDAY ACTIVITY 1





	LOOK & SAY	how	tyre	have	want	could
	SOUND OUT	very	badly	dusty	tricky	
		fetch	catch	match	stretch	

	READ	 <p>Jane likes to ride her bike. She likes to ride her bike with Mandu. Jane hits her tyre. She hits her tyre on a rock. Her tyre is flat! How will she get back? It will be <u>tricky</u> to get back. It will be <u>very tricky</u> to get back with a flat tyre. Mandu could help. Mandu will go and <u>fetch</u> a pump. He will <u>fetch</u> a pump to fix the tyre.</p>
---	-------------	---





THURSDAY ACTIVITY 2

	READ	Read the  and  words from Activity 1.
	WRITE	<ol style="list-style-type: none">Who likes to ride her bike? _____ likes to ride her bike.What does Jane hit her tyre on? She hits her tyre on _____.Who could help? Mandu could help _____.What will Mandu go and fetch? He will go and fetch _____.Why will he fetch a pump? He will fetch a pump to _____.

FRIDAY ACTIVITY 1

	READ	Read all the  and  words again.
	READ	Read the story from Thursday Activity 1.

FRIDAY ACTIVITY 2

	READ	Read all the  and  words again.
	WRITE	Write the sentences in your book. Fix the mistakes. <ol style="list-style-type: none">she likes to ride her bike with manduher tyre is flathow will she get back

HOME LANGUAGE WORKSHEET






ENGLISH GRADE 2 TERM 1

WEEK 8

MONDAY ACTIVITY 1




	LOOK & SAY	laugh	home	hiding	found	where
	SOUND OUT	find	catch	tricky	very	
		fetch	real	street	proud	
	READ	I am hiding. Can you <u>find</u> me? Am I hiding by the <u>street</u> ? No I am not. Am I hiding by the dog? No I am not. I am hiding in a <u>tricky</u> spot. I am hiding in a <u>very tricky</u> spot. Where am I hiding? I must not laugh. I must not laugh or you will <u>find</u> me. You will <u>find</u> me and <u>catch</u> me. I am <u>proud</u> of my <u>tricky</u> hiding spot!				
	WRITE	Write the  and  words in your dictionary.				

MONDAY ACTIVITY 2





	READ	Read the  and  words from Activity 1.
	READ	I will go home. I will go home to <u>find</u> you. I will go home. I will go home to <u>catch</u> you. You are hiding. Where are you hiding? I will <u>find</u> you! Where are you hiding? I will <u>catch</u> you! You will laugh. You will laugh and I will <u>find</u> you. You will laugh and I will <u>catch</u> you. I found you! I found you hiding. I found you hiding in a <u>tricky</u> spot.
	WRITE	Write a sentence with: tricky Write a question with: where

TUESDAY ACTIVITY 1




	LOOK & SAY	laugh	home	hiding	found	where
---	------------	-------	------	--------	-------	-------


	SOUND OUT	key	donkey	turkey	valley
		donkey	key	valley	turkey
	READ	I found a <u>donkey</u> . I found a <u>turkey</u> . I found a <u>donkey</u> and a <u>turkey</u> . Where did you find the <u>donkey</u> ? Where did you find the <u>turkey</u> ? I found the <u>donkey</u> in the <u>valley</u> . I found the <u>donkey</u> hiding in the <u>valley</u> . I found the <u>turkey</u> in the <u>valley</u> . I found the <u>turkey</u> hiding in the <u>valley</u> . I found the <u>donkey</u> and the <u>turkey</u> hiding in the <u>valley</u> .			
	WRITE	1. What did I find? I found a _____ and a _____. 2. Where did I find them? I found them in the _____.			

TUESDAY ACTIVITY 2







	READ	Read the  and  words from Activity 1.
	WRITE	Write a sentence with: key Write a question with: donkey

WEDNESDAY ACTIVITY 1



	LOOK & SAY	laugh	home	hiding	found	where
	SOUND OUT	cage	rage	page	sage	
		age	stage	wage	engage	
	READ	I see a <u>cage</u> . Where is the <u>cage</u> ? The <u>cage</u> is on the <u>stage</u> . I will hide. I will hide in the <u>cage</u> . I will hide in the <u>cage</u> on the <u>stage</u> . I will not laugh. I will not laugh in the <u>cage</u> . I will not laugh in the <u>cage</u> on the <u>stage</u> . I will not get in a <u>rage</u> . I will not get in a <u>rage</u> in the <u>cage</u> . I will not get in a <u>rage</u> in the <u>cage</u> on the <u>stage</u> . You will not find me hiding in the <u>cage</u> on the <u>stage</u> !				


	<p>WRITE</p>	<p>1. What do I see? I see a ____.</p> <p>2. Where is the cage? The cage is on the ____.</p>
---	--------------	--

WEDNESDAY ACTIVITY 2





	<p>READ</p>	<p>Read the  and  words from Activity 1.</p>
	<p>WRITE</p>	<p>Write the  words and  words in your dictionary. Write a sentence with: page Write a question with: home</p>

THURSDAY ACTIVITY 1





	<p>LOOK & SAY</p>	<p>laugh</p>	<p>home</p>	<p>hiding</p>	<p>found</p>	<p>where</p>
	<p>SOUND OUT</p>	<p>rage</p>	<p>cage</p>	<p>key</p>	<p>donkey</p>	
		<p>valley</p>	<p>turkey</p>	<p>page</p>	<p>age</p>	

	<p>READ</p>	<div data-bbox="406 1086 1029 1780" data-label="Image"> </div> <p>Siviwe likes to hide. Where is Siviwe hiding? Is he hiding in the <u>cage</u>? No he is not. Is he hiding in the <u>valley</u>? No he is not. Is he hiding by the <u>turkey</u>? No he is not. Is he hiding at home? No he is not. Where is he hiding? We cannot find him. Is he hiding in the drum? Yes he is.</p> <p>He was hiding in the drum. We found him. We found Siviwe!</p>
---	-------------	--





THURSDAY ACTIVITY 2

	READ	Read the  and  words from Activity 1.
	WRITE	<ol style="list-style-type: none">Who likes to hide? _____ likes to hide.Where was the first place we thought he was hiding? Firstly we thought he was hiding in the _____.Where was the second place we thought he was hiding? Secondly we thought he was hiding in the _____.Where was the third place we thought he was hiding? Thirdly we thought he was hiding by the _____.Where was Siviwe hiding? He was hiding in the _____.

FRIDAY ACTIVITY 1

	READ	Read all the  and  words again.
	READ	Read the story from Thursday Activity 1.

FRIDAY ACTIVITY 2


	READ	Read all the  and  words again.
	WRITE	Write the sentences in your book. Fix the mistakes. <ol style="list-style-type: none">where is siviwe hidingis he hiding in the drumwe found siviwe

HOME LANGUAGE WORKSHEET






ENGLISH GRADE 2 TERM 1

WEEK 9



MONDAY ACTIVITY 1



	LOOK & SAY	together	please	buy	half	work
	SOUND OUT	greedy	kind	key	very	
		catch	strong	swim	hike	
	READ	I am <u>strong</u> . I am <u>very strong</u> . Are you <u>strong</u> ? Are you <u>very strong</u> ? I am <u>kind</u> . I am <u>very kind</u> . Are you <u>kind</u> ? Are you <u>very kind</u> ? I am not <u>greedy</u> . I am not <u>very greedy</u> . Are you <u>greedy</u> ? Are you <u>very greedy</u> ? I like to <u>swim</u> . Do you like to <u>swim</u> ? I like to <u>hike</u> . Do you like to <u>hike</u> ?				
	WRITE	Write the  and  words in your dictionary.				

MONDAY ACTIVITY 2





	READ	Read the  and  words from Activity 1.				
	READ	I like to play. I do not like to work. I like to <u>swim</u> . I do not like to work. I like to <u>hike</u> . I do not like to work. I like to play and <u>swim</u> and <u>hike</u> but I do not like to work. Do you like to play? Do you like to <u>swim</u> ? Do you like to <u>hike</u> ? Do you like to work?				
	WRITE	Write a sentence with: catch Write a question with: please				

TUESDAY ACTIVITY 1





	LOOK & SAY	together	please	buy	half	work
	SOUND OUT	fight	bike	string	find	
		eat	steal	crime	meat	

	READ	I want to <u>eat</u> . I want to <u>eat</u> the <u>meat</u> . Could I <u>steal</u> the <u>meat</u> ? Could I <u>steal</u> the <u>meat</u> that I want to <u>eat</u> ? No, it is a <u>crime</u> . It is a <u>crime</u> to <u>steal</u> . It is a <u>crime</u> to <u>steal</u> the <u>meat</u> . You must buy the <u>meat</u> . You must buy the <u>meat</u> that you want to <u>eat</u> . Please do not <u>steal</u> ! Please do not <u>steal</u> the <u>meat</u> !
	WRITE	1. What do I want to eat? I want to eat the _____. 2. What is a crime? It is a crime to _____.







TUESDAY ACTIVITY 2

	READ	Read the  and  words from Activity 1.
	WRITE	Write a sentence with: crime Write a question with: work



WEDNESDAY ACTIVITY 1



	LOOK & SAY	together	please	buy	half	work
	SOUND OUT	fright	smelly	tiger	light	
	READ	I will play a <u>prank</u> . I will play a <u>prank</u> on mom. I will buy the <u>tiger</u> . I will buy the <u>tiger</u> in the <u>cage</u> . The <u>tiger</u> is <u>smelly</u> . My mom will see the <u>tiger</u> . She will see the <u>smelly</u> <u>tiger</u> . Mom will get a <u>fright</u> . She will get a big <u>fright</u> . Mom will <u>scream</u> . I will laugh. I will laugh when mom gets a <u>fright</u> . I will laugh when mom <u>screams</u> !				
	WRITE	1. Who will I play a prank on? I will play a prank on _____. 2. What will I buy? I will buy the _____.				

WEDNESDAY ACTIVITY 2





	READ	Read the  and  words from Activity 1.
	WRITE	Write the  words and  words in your dictionary. Write a sentence with: fright Write a question with: buy

THURSDAY ACTIVITY 1





	LOOK & SAY	together	please	buy	half	work
	SOUND OUT	ride	street	bike	proud	
		very	find	page	stretch	

	READ	 <p>Marie wants a <u>bike</u>. She wants to <u>ride</u> with Busi. Busi has a <u>bike</u>. "Please can you buy me a <u>bike</u> dad?" Marie asks. "I will pay half." Dad says. Marie will work. She will work to buy the <u>bike</u>. She wants to <u>ride</u> her <u>bike</u>. She wants to ride her <u>bike</u> in the <u>street</u> with Busi. Marie has enough to buy the <u>bike</u>! Marie is very <u>proud</u> that she has enough. She can <u>ride</u> together with Busi.</p>	<p>Marie wants a <u>bike</u>. She wants to <u>ride</u> with Busi. Busi has a <u>bike</u>. "Please can you buy me a <u>bike</u> dad?" Marie asks. "I will pay half." Dad says. Marie</p>
---	------	---	---





THURSDAY ACTIVITY 2

	READ	Read the  and  words from Activity 1.
	WRITE	<ol style="list-style-type: none">Who wants a bike? _____ wants a bike.Who has a bike? _____ has a bike.How much will dad pay? Dad will pay _____.What will Marie do to buy the bike? Marie will _____ to buy the bike.How does Marie feel that she has enough to buy the bike? Marie feels _____ that she has enough to buy the bike.

FRIDAY ACTIVITY 1

	READ	Read all the  and  words again.
	READ	Read the story from Thursday Activity 1.

FRIDAY ACTIVITY 2







	READ	Read all the  and  words again.
	WRITE	Write the sentences in your book. Fix the mistakes. <ol style="list-style-type: none">she wants to ride with busiplease can you buy me a bike dad marie asksmarie has enough to buy the bike

HOME LANGUAGE WORKSHEET






ENGLISH GRADE 2 TERM 1

WEEK 10



MONDAY ACTIVITY 1



	LOOK & SAY	share	story	barn	lazy	candle
	SOUND OUT	prick	donkey	bite	fight	
		right	fetch	rage	night	
	READ	I will <u>prick</u> the <u>donkey</u> . I will <u>prick</u> the <u>donkey</u> with a pin. I will <u>fetch</u> the pin. I will <u>fetch</u> the pin to <u>prick</u> the <u>donkey</u> . The <u>donkey</u> is in the barn. It is not <u>right</u> ! It is not <u>right</u> to <u>prick</u> the <u>donkey</u> . It is not <u>right</u> to <u>prick</u> the <u>donkey</u> with a pin. The <u>donkey</u> will <u>bite</u> you. The <u>donkey</u> will <u>bite</u> you if you <u>prick</u> it with a pin!				
	WRITE	Write the  and  words in your dictionary.				

MONDAY ACTIVITY 2





	READ	Read the  and  words from Activity 1.				
	READ	Please do not <u>fight</u> . Please do not <u>fight</u> at <u>night</u> . It is not <u>right</u> . It is not <u>right</u> to <u>fight</u> at <u>night</u> . Do not get into a <u>rage</u> . Do not get into a <u>rage</u> at <u>night</u> . It is not <u>right</u> . It is not <u>right</u> to get into a <u>rage</u> . It is not <u>right</u> to get into a <u>rage</u> at <u>night</u> .				
	WRITE	Write a sentence with: fight Write a question with: story				

TUESDAY ACTIVITY 1





	LOOK & SAY	share	story	barn	lazy	candle
	SOUND OUT	swop	swing	bike	kite	
		steal	greedy	prank	kind	

	READ	Will you be <u>kind</u> ? Will you be <u>kind</u> and share? Will you be <u>kind</u> and share your <u>kite</u> ? Will you be <u>kind</u> and share your <u>kite</u> with me. I have a <u>kite</u> . We can <u>swop</u> . You must not be <u>greedy</u> . You must not be <u>greedy</u> , you must share. I will not <u>steal</u> your <u>kite</u> . I will not play a <u>prank</u> and <u>steal</u> your <u>kite</u> .
	WRITE	1. What do I want you to share with me? I want you to share your _____ with me. 2. Will I steal your kite? Yes/No, I will/ will not steal your kite.







TUESDAY ACTIVITY 2

	READ	Read the  and  words from Activity 1.
	WRITE	Write a sentence with: swop Write a question with: lazy



WEDNESDAY ACTIVITY 1



	LOOK & SAY	share	story	barn	lazy	candle
	SOUND OUT	donkey	turkey	tiger	bite	
	READ	Is the <u>donkey</u> in the barn? Yes, the <u>donkey</u> is in the barn. Is the <u>turkey</u> in the barn? Yes, the <u>turkey</u> is in the barn. Is the <u>tiger</u> in the barn? No, the <u>tiger</u> is not in the barn. The <u>tiger</u> will <u>bite</u> the <u>donkey</u> . The <u>tiger</u> will <u>bite</u> the <u>turkey</u> . It will be <u>very</u> bad if the <u>tiger</u> is in the barn!				
	WRITE	1. Who is in the barn? The _____ and _____ are in the barn. 2. What will the tiger do to the donkey and the turkey? The tiger will _____ the donkey and the turkey.				

WEDNESDAY ACTIVITY 2

	READ	Read the  and  words from Activity 1.
	WRITE	Write the  words and  words in your dictionary. Write a sentence with: meal Write a question with: barn


THURSDAY ACTIVITY 1

	LOOK & SAY	share	story	barn	lazy	candle
	SOUND OUT	bright	read	light	proud	
		night	page	seat	scream	





	READ	 <p>Let me share a story. In the story we see a boy. We think he is lazy. Is he lazy? He sits. He sits and <u>reads</u>. He sits and plans. He sits and <u>reads</u> and plans. He thinks. He thinks of an idea. He can <u>light</u> a candle. He can <u>light</u> a <u>bright</u> candle. He can <u>light</u> a <u>bright</u> candle in the barn. He is not lazy. He plans and thinks of ideas!</p>	<p>Let me share a story. In the story we see a boy. We think he is lazy. Is he lazy? He sits. He sits and</p>
---	------	---	---

THURSDAY ACTIVITY 2





	READ	Read the  and  words from Activity 1.
---	------	---

	<p>WRITE</p>	<ol style="list-style-type: none"> 1. Who do we see in the story? We see a _____ in the story. 2. What do we think? We think _____. 3. What does he sit and do? He sits and _____ and _____. 4. What can he light? He can light a _____. 5. Is the boy lazy? Yes/ No, the boy is/is not lazy.
---	---------------------	--

FRIDAY ACTIVITY 1

	<p>READ</p>	<p>Read all the  and  words again.</p>
	<p>READ</p>	<p>Read the story from Thursday Activity 1.</p>

FRIDAY ACTIVITY 2







	<p>READ</p>	<p>Read all the  and  words again.</p>
	<p>WRITE</p>	<p>Write the sentences in your book. Fix the mistakes.</p> <ol style="list-style-type: none"> 1. is he lazy 2. he is not lazy 3. he plans and thinks of ideas

HOME LANGUAGE WORKSHEET






ENGLISH GRADE 3 TERM 1

WEEK 3




MONDAY ACTIVITY 1


	LOOK & SAY	busy	everyone	worst	ever	birthday
	SOUND OUT	sad	mad	fun	not	
		sit	think	wish	chat	
	READ	I am <u>sad</u> . I am <u>mad</u> . I am <u>sad</u> and I am <u>mad</u> . I <u>sit</u> . I <u>think</u> . I <u>sit</u> and <u>think</u> . I <u>sit</u> and <u>think</u> and I am <u>mad</u> and I am <u>sad</u> .				
	WRITE	Write the  and  words in your dictionary.				

MONDAY ACTIVITY 2





	READ	Read the  and  words from Activity 1.
	READ	Can we <u>sit</u> ? Can we <u>chat</u> ? Can we <u>sit</u> and <u>chat</u> ? It will be <u>fun</u> . It will be <u>fun</u> to <u>sit</u> and <u>chat</u> . I <u>think</u> it will be <u>fun</u> to <u>sit</u> and <u>chat</u> .
	WRITE	Write a sentence with: sad Write a question with: fun

TUESDAY ACTIVITY 1





	LOOK & SAY	busy	everyone	worst	ever	birthday
	SOUND OUT	pray	prank	prick	preen	
		press	proud			
	READ	I am not <u>proud</u> . I am not <u>proud</u> of the <u>prank</u> . It is the worst. It is the worst <u>prank</u> . It is the worst <u>prank</u> ever. Are you <u>proud</u> ? Are you <u>proud</u> of the <u>prank</u> ? Everyone is mad. Everyone is sad. It was not fun. It was not fun to see everyone sad. It was not fun to see everyone mad.				

	WRITE	<p>1. How does everyone feel? Everyone is _____ and _____.</p> <p>2. What was not fun? It was not fun to _____.</p>
---	-------	---







TUESDAY ACTIVITY 2

	READ	Read the  and  words from Activity 1.
	WRITE	<p>Write a sentence with: pray</p> <p>Write a question with: birthday</p>



WEDNESDAY ACTIVITY 1

	LOOK & SAY	busy	everyone	worst	ever	birthday
	SOUND OUT	light	sight	fight	night	
		right	tight	bright		
	READ	<p>I see. I see a <u>light</u>. I see a <u>bright light</u>. Can you see the <u>light</u>? Can you see the <u>bright light</u>? It is a <u>sight</u>. It is a <u>sight</u> to see the <u>bright light</u>. It is a <u>sight</u> to see the <u>bright light</u> at <u>night</u>. It is not <u>right</u>. It is not <u>right</u> to <u>fight</u>. It is not <u>right</u> to <u>fight</u> in the <u>night</u>.</p>				
	WRITE	<p>1. What can I see? I can see a ____.</p> <p>2. What is not right? It is not right to _____.</p>				

WEDNESDAY ACTIVITY 2

	READ	Read the  and  words from Activity 1.
	WRITE	<p>Write the  words and  words in your dictionary. Write a sentence with: light</p> <p>Write a question with: busy</p>

THURSDAY ACTIVITY 1

	LOOK & SAY	busy	everyone	wors	ever	birthday
	SOUND OUT	proud	prick	pray	press	
		right	fight	sight	night	



READ



Mandla is sad.
Mandla is mad.
Mom is busy. Dad is busy.
Everyone is busy.
This is the worst


birthday ever! It is not right. It is not right to be busy. It is not right to be busy on my birthday. It is not right for mom to be busy. It is not right for dad to be busy. It is not right for everyone to be busy on my birthday. This is the worst birthday ever!

THURSDAY ACTIVITY 2







READ





Read the  and  words from Activity 1.

	<p>WRITE</p>	<ol style="list-style-type: none"> 1. Who is sad? _____ is sad. 2. Why is Mandla sad? He is sad because _____. 3. What is not right? It is not right for _____. 4. Who is busy? _____ is busy. 5. What kind of birthday is this? This is the _____ birthday.
---	--------------	---

FRIDAY ACTIVITY 1

	<p>READ</p>	<p>Read all the  and  words again.</p>
	<p>READ</p>	<p>Read the story from Thursday Activity 1.</p>

FRIDAY ACTIVITY 2







	<p>READ</p>	<p>Read all the  and  words again.</p>
	<p>WRITE</p>	<p>Write the sentences in your book. Fix the mistakes.</p> <ol style="list-style-type: none"> 1. mandla is sad on his birthday 2. is it right for everyone to be busy 3. this is the worst birthday ever

HOME LANGUAGE WORKSHEET






ENGLISH GRADE 2 TERM 1

WEEK 4



MONDAY ACTIVITY 1


	LOOK & SAY	ideas	many	thought	party	what
	SOUND OUT	right	tight	night	high	
		prick	proud	prank	press	
	READ	I was <u>right</u> . I thought I was <u>right</u> . I thought I was <u>right</u> at <u>night</u> . I was <u>proud</u> . I was <u>proud</u> that I was <u>right</u> . I was <u>proud</u> that I thought that I was <u>right</u> . I was <u>proud</u> that I thought that I was <u>right</u> at <u>night</u> .				
	WRITE	Write the  and  words in your dictionary.				


MONDAY ACTIVITY 2

	READ	Read the  and  words from Activity 1.				
	READ	I have so many ideas. I have so many ideas at <u>night</u> . I have so many bright ideas at <u>night</u> . I am proud. I am <u>proud</u> of my thoughts. I am <u>proud</u> of my thoughts at <u>night</u> . I am <u>proud</u> of my bright thoughts at <u>night</u> .				
	WRITE	Write a sentence with: high Write a question with: party				

TUESDAY ACTIVITY 1


	LOOK & SAY	ideas	many	thought	party	what
	SOUND OUT	swing	swim	swop	swam	
		swop	sway			

	READ	I will <u>swim</u> . I will <u>swim</u> at the party. I will <u>swing</u> . I will <u>swim</u> at the party. I will <u>swim</u> and I will <u>swing</u> . I will <u>swim</u> and I will <u>swing</u> at the party. I will <u>sway</u> . I will <u>sway</u> at the party. I will <u>swing</u> and <u>swim</u> and <u>sway</u> at the party!
---	------	--


	WRITE	1. What will I do? I will _____ and _____ and _____. 2. Where will I swim and swing and sway? I will swim and swing and sway at the _____.
---	-------	---


TUESDAY ACTIVITY 2


	READ	Read the  and  words from Activity 1.
---	------	---

	WRITE	Write a sentence with: swim Write a question with: party
---	-------	---

WEDNESDAY ACTIVITY 1




	LOOK & SAY	ideas	many	thought	party	what
	SOUND OUT	slime	bike	bite	kite	
		hike	crime			

	READ	I will ride. I will ride my <u>bike</u> . I will ride my <u>bike</u> to the party. I will <u>bite</u> . I will <u>bite</u> the <u>slime</u> . I will <u>bite</u> the <u>slime</u> at the party. You must not. You must not <u>bite</u> . You must not <u>bite</u> the <u>slime</u> at the party. You can <u>swim</u> . You can <u>swim</u> and <u>swing</u> . You can <u>swim</u> and <u>swing</u> at the party.
---	------	--



	WRITE	1. What will I ride? I will ride my _____. 2. What will I bite at the party? I will bite _____ at the party.
---	-------	---



WEDNESDAY ACTIVITY 2

	READ	Read the  and  words from Activity 1.
---	------	---

	WRITE	Write the  words and  words in your dictionary. Write a sentence with: kite Write a question with: hike
---	--------------	--


THURSDAY ACTIVITY 1

	LOOK & SAY	ideas	many	thought	party	what
	SOUND OUT	bite	slime	swim	kite	
		swing	swop	bike	swam	





	READ	<div style="display: flex; align-items: center;">  <div style="margin-left: 20px;"> <p>Zanele has many ideas. Zanele has many thoughts. Zanele has many ideas and thought for a party. What party will she have? What party will she like? Will she have a <u>kite</u> party? No she will not. Will she have a <u>slime</u> party? No she will not. Will she have a bike party? No she will not. What party will she have? What party will she like?</p> </div> </div>
---	-------------	---

THURSDAY ACTIVITY 2





	READ	Read the  and  words from Activity 1.
---	-------------	---

	<p>WRITE</p>	<ol style="list-style-type: none"> 1. Who has many ideas? _____ has many ideas. 2. What does Zanele have many thoughts and ideas about? She has many thoughts and ideas about _____. 3. Will she have a kite party? Yes/No, she will/ will not have a kite party. 4. Will she have a slime party? Yes/No, she will/ will not have a slime party. 5. Will she have a bike party? Yes/No, she will/ will not have a bike party.
---	---------------------	--

FRIDAY ACTIVITY 1

	<p>READ</p>	<p>Read all the  and  words again.</p>
	<p>READ</p>	<p>Read the story from Thursday Activity 1.</p>

FRIDAY ACTIVITY 2







	<p>READ</p>	<p>Read all the  and  words again.</p>
	<p>WRITE</p>	<p>Write the sentences in your book. Fix the mistakes.</p> <ol style="list-style-type: none"> 1. zanele has many ideas 2. will she have a kite party 3. what party will she like

HOME LANGUAGE WORKSHEET






ENGLISH GRADE 2 TERM 1

WEEK 5



MONDAY ACTIVITY 1


	LOOK & SAY	good	drove	wish	different	enough
	SOUND OUT	right	night	swop	sway	
		prick	proud	hike	crime	
	READ	I will <u>hike</u> . I like to <u>hike</u> . Do you like to <u>hike</u> ? It is good. It is good to <u>hike</u> . I <u>hike</u> at <u>night</u> . Is it good? Is it good to <u>hike</u> at <u>night</u> ? Is it <u>right</u> ? Is it <u>right</u> to <u>hike</u> at <u>night</u> ? It is not good. It is not good to <u>hike</u> at <u>night</u> . It is not <u>right</u> . It is not <u>right</u> to <u>hike</u> at <u>night</u> .				
	WRITE	Write the  and  words in your dictionary.				


MONDAY ACTIVITY 2

	READ	Read the  and  words from Activity 1.				
	READ	I will <u>prick</u> my mom. I will <u>prick</u> my mom with a pin. Is it good? Is it good to <u>prick</u> my mom? Is it good to <u>prick</u> my mom with a pin? No, it is not good! It is not good to <u>prick</u> my mom with a pin! Is it <u>right</u> ? Is it <u>right</u> to <u>prick</u> my mom? Is it <u>right</u> to <u>prick</u> my mom with a pin? No, it is not <u>right</u> ! It is not <u>right</u> to <u>prick</u> my mom with a pin!				
	WRITE	Write a sentence with: swop Write a question with: drove				

TUESDAY ACTIVITY 1


	LOOK & SAY	good	drove	wish	different	enough
	SOUND OUT	string	strain	strong	stray	
		stripe	street			

	READ	I see a dog. I see a <u>stray</u> dog. I see a <u>stray</u> dog on the <u>street</u> . I will get a <u>string</u> . I will get a <u>strong string</u> . I will get a <u>strong string</u> to help the dog. I will get a <u>strong string</u> to help the <u>stray</u> dog. He has a <u>stripe</u> . He has a <u>stripe</u> on his back. He is good. He is good dog.
---	------	---

	WRITE	1. What do I see? I see a ____. 2. What will I get to help the dog? I will get a ____.
---	-------	---


TUESDAY ACTIVITY 2


	READ	Read the  and  words from Activity 1.
---	------	---


	WRITE	Write a sentence with: strong Write a question with: wish
---	-------	--

WEDNESDAY ACTIVITY 1







	LOOK & SAY	good	drove	wish	different	enough
---	------------	------	-------	------	-----------	--------

	SOUND OUT	tiger	blind	kind	find
		kind	tiger	find	blind



	READ	I will <u>find</u> . I will <u>find</u> a <u>tiger</u> . I will <u>find</u> a <u>blind tiger</u> . The <u>blind tiger</u> is good. The <u>blind tiger</u> is <u>kind</u> . Is the <u>blind tiger</u> strong? Yes the <u>blind tiger</u> is strong. What will the <u>tiger</u> do? What will the <u>blind tiger</u> do? Will the <u>tiger</u> fight? Will the <u>blind tiger</u> fight? No, the <u>blind tiger</u> will not fight. The <u>blind tiger</u> is good and <u>kind</u> .
---	------	--



	WRITE	1. What will I find? I will find a ____. 2. Will the tiger fight? Yes/No, the tiger will/will not fight.
---	-------	---

WEDNESDAY ACTIVITY 2

	READ	Read the  and  words from Activity 1.
	WRITE	Write the  words and  words in your dictionary. Write a sentence with: tiger Write a question with: find


THURSDAY ACTIVITY 1

	LOOK & SAY	good	drove	wish	different	enough			
	SOUND OUT	tiger		blind		kind		find	
		strong		street		stray		string	





	READ		<p>Chuck is good. Chuck is <u>kind</u>. Chuck is <u>strong</u>. He is good and <u>kind</u> and <u>strong</u>. He is good and <u>kind</u> and <u>strong</u> but Chuck will wish. He will wish to be different. He thought he was not good enough. He was sad. He was sad as he drove on the <u>street</u>. He must not be sad! He must</p> <p>not wish to be different! He is good enough.</p>
---	------	---	---

THURSDAY ACTIVITY 2





	READ	Read the  and  words from Activity 1.
---	------	---

	<p>WRITE</p>	<ol style="list-style-type: none"> 1. Who is the story about? The story is about _____. 2. What does Chuck wish to be? Chuck wishes to be _____. 3. How did chuck feel as he drove on the street? Chuck felt _____ as he drove on the street. 4. What kind of truck is Chuck? Chuck is _____ and _____ and _____. 5. Is Chuck good enough? Yes/No, he is/ is not good enough.
---	---------------------	--

FRIDAY ACTIVITY 1

	<p>READ</p>	<p>Read all the  and  words again.</p>
	<p>READ</p>	<p>Read the story from Thursday Activity 1.</p>

FRIDAY ACTIVITY 2






	<p>READ</p>	<p>Read all the  and  words again.</p>
	<p>WRITE</p>	<p>Write the sentences in your book. Fix the mistakes.</p> <ol style="list-style-type: none"> 1. he must not wish to be different 2. he was sad as he drove on the street 3. he is good and kind and strong

HOME LANGUAGE WORKSHEET






ENGLISH GRADE 2 TERM 1

WEEK 6



MONDAY ACTIVITY 1


	LOOK & SAY	school	first	started	running	great
	SOUND OUT	strong	street	find	kind	
		proud	hike	bike	swim	
	READ	I am <u>strong</u> . I am <u>proud</u> . I am <u>kind</u> . I am <u>strong</u> and <u>proud</u> and <u>kind</u> . I like to be me. I like to <u>hike</u> . I like to <u>swim</u> . I like to ride my <u>bike</u> . I like to <u>hike</u> and <u>swim</u> and ride my <u>bike</u> . I like to be me. I am <u>proud</u> to be me. I think I am great!				
	WRITE	Write the  and  words in your dictionary.				


MONDAY ACTIVITY 2

	READ	Read the  and  words from Activity 1.
	READ	I ride my <u>bike</u> . I ride my <u>bike</u> to school. I ride my <u>bike</u> to school on the <u>street</u> . I think it is great. I think it is great to ride my <u>bike</u> . I think it is great to ride my <u>bike</u> to school. I think it is great to ride my <u>bike</u> to school on the <u>street</u> . Do you think it is great? Do you think it is great to ride a <u>bike</u> ? Do you think it is great to ride a <u>bike</u> to school?
	WRITE	Write a sentence with: swim Write a question with: school

TUESDAY ACTIVITY 1


	LOOK & SAY	school	first	started	running	great
	SOUND OUT	eat	seat	meat	meal	
		steal	real			

	READ	I will <u>eat</u> . I will <u>eat</u> the <u>meat</u> . It is great. It is a great <u>meal</u> . It is a great <u>meal</u> to <u>eat</u> the <u>meat</u> . I will sit. I will sit on the <u>seat</u> . I will sit on the <u>seat</u> and <u>eat</u> . I will sit on the <u>seat</u> and <u>eat</u> the <u>meat</u> . I will <u>eat</u> enough. I will <u>eat</u> enough <u>meat</u> .
---	------	---



	WRITE	1. What will I eat? I will eat the _____. 2. Where will I sit? I will sit on the _____.
---	-------	--


TUESDAY ACTIVITY 2


	READ	Read the  and  words from Activity 1.
---	------	---

	WRITE	Write a sentence with: steal Write a question with: real
---	-------	---

WEDNESDAY ACTIVITY 1




	LOOK & SAY	school	first	started	running	great
	SOUND OUT	scrap	scream	screen	scrape	
		scram				

	READ	I <u>scream</u> . I <u>scream</u> at school. Do you <u>scream</u> ? Do you <u>scream</u> at school? Is it good? Is it good to <u>scream</u> ? Is it good to <u>scream</u> at school? No it is not good. It is not good to <u>scream</u> at school. I will not <u>scream</u> . I will not <u>scream</u> at school. I will sit in my seat and I will not <u>scream</u> .
---	------	--

	WRITE	1. Where do I scream? I scream at _____. 2. Is it good to scream at school? Yes/No, it is/is not good to scream at school.
---	-------	---





WEDNESDAY ACTIVITY 2

	READ	Read the  and  words from Activity 1.
---	------	---





	WRITE	Write the  words and  words in your dictionary. Write a
---	-------	---

sentence with: scrape
Write a question with: first





THURSDAY ACTIVITY 1

	LOOK & SAY	school	first	started	running	great
	SOUND OUT	seat	eat	real	dream	
		screen	scrap	scrape	scream	
	READ					<p>Haile is great. He is great at running. He first started running to school. He was great at running to school. Haile had a <u>dream</u>. He had a <u>dream</u> to run. He had a <u>dream</u> to be the best. He had a <u>dream</u> to be the best at running. He will fight. He will fight to reach his <u>dream</u>! He will fight to reach his <u>dream</u> to be the best at running.</p>





THURSDAY ACTIVITY 2

	READ	Read the  and  words from Activity 1.
	WRITE	<ol style="list-style-type: none">Who is great? _____ is great.What is Haile great at? Haile is great at _____.Where did he first start running to? He started running to _____.What did he want to be the best at? He wanted to be the best at _____.What will he do to reach his dream? He will _____ to reach his dream.

FRIDAY ACTIVITY 1

	READ	Read all the  and  words again.
	READ	Read the story from Thursday Activity 1.

FRIDAY ACTIVITY 2







	READ	Read all the  and  words again.
	WRITE	Write the sentences in your book. Fix the mistakes. <ol style="list-style-type: none">haile had a dreamhe had a dream to runhe will fight to reach his dream

HOME LANGUAGE WORKSHEET






ENGLISH GRADE 2 TERM 1

WEEK 7



MONDAY ACTIVITY 1


	LOOK & SAY	how	tyre	have	want	could
	SOUND OUT	swing	proud	strong	scream	
		real	kind	bike	night	
	READ	Can you ride? Can you ride a <u>bike</u> ? Can you ride a <u>bike</u> at <u>night</u> ? I want to ride a <u>bike</u> . I want to ride a <u>bike</u> at <u>night</u> . How do you ride a <u>bike</u> ? How do you ride a <u>bike</u> at <u>night</u> ? Could you teach me? Could you teach me to ride a <u>bike</u> at <u>night</u> ?				
	WRITE	Write the  and  words in your dictionary.				


MONDAY ACTIVITY 2

	READ	Read the  and  words from Activity 1.				
	READ	Have you seen my <u>bike</u> ? I have lost it. I lost it at <u>night</u> . I lost my <u>bike</u> at <u>night</u> . Could you be <u>kind</u> ? Could you be <u>kind</u> and help me? Could you be <u>kind</u> and help me find my <u>bike</u> ? How will we find it? How will we find the <u>bike</u> ? How will we find the <u>bike</u> that I lost at <u>night</u> ?				
	WRITE	Write a sentence with: scream Write a question with: how				

TUESDAY ACTIVITY 1


	LOOK & SAY	how	tyre	have	want	could
	SOUND OUT	catch	hatch	match	fetch	
		stretch	switch	thatch	witch	

	READ	<p>I will <u>fetch</u>. I will <u>fetch</u> the <u>match</u>. I want to <u>fetch</u> the <u>match</u>. How will you <u>fetch</u>? How will you <u>fetch</u> the <u>match</u>? It is by the <u>witch</u>. The <u>match</u> is by the <u>witch</u>. The <u>match</u> is by the <u>witch</u> in the <u>thatch</u> hut. How will <u>fetch</u> the <u>match</u> by the <u>witch</u> in the <u>thatch</u> hut?</p>
---	-------------	--


	WRITE	<p>1. What do I want to fetch? I want to fetch the _____.</p> <p>2. Where is the match? It is by the _____ in the _____ hut.</p>
---	--------------	--


TUESDAY ACTIVITY 2


	READ	<p>Read the  and  words from Activity 1.</p>
---	-------------	--


	WRITE	<p>Write a sentence with: catch Write a question with: want</p>
---	--------------	--

WEDNESDAY ACTIVITY 1

	LOOK & SAY	how	tyre	have	want	could
---	-----------------------	-----	------	------	------	-------

	SOUND OUT	fishy	meaty	smelly	tricky
		greedy	badly	dusty	very

	READ	<p>Have you seen the <u>fishy</u> fish? The <u>fishy</u> fish is <u>smelly</u>. The <u>fishy</u> fish is <u>very smelly</u>. The <u>fishy</u> fish is <u>greedy</u>. The <u>fishy</u> fish is <u>very greedy</u>. The <u>fishy</u> fish is <u>tricky</u>. The <u>fishy</u> fish is <u>very tricky</u>. The <u>fishy</u> fish is <u>very smelly</u> and <u>greedy</u> and <u>tricky</u>. How can the <u>fishy</u> fish be <u>smelly</u> and <u>greedy</u> and <u>tricky</u>?</p>
---	-------------	---


	WRITE	<p>1. Who is the story about? The story is about the _____.</p> <p>2. What kind of fish is the fishy fish? The fishy fish is very _____ and _____ and _____.</p>
---	--------------	--

WEDNESDAY ACTIVITY 2





	READ	Read the and words from Activity 1.
	WRITE	Write the words and words in your dictionary. Write a sentence with: dusty Write a question with: smelly

THURSDAY ACTIVITY 1





	LOOK & SAY	how	tyre	have	want	could
	SOUND OUT	very	badly	dusty	tricky	
		fetch	catch	match	stretch	

	READ	 <p>Jane likes to ride her bike. She likes to ride her bike with Mandu. Jane hits her tyre. She hits her tyre on a rock. Her tyre is flat! How will she get back? It will be <u>tricky</u> to get back. It will be <u>very tricky</u> to get back with a flat tyre. Mandu could help. Mandu will go and <u>fetch</u> a pump. He will <u>fetch</u> a pump to fix the tyre.</p>
--	-------------	---





THURSDAY ACTIVITY 2

	READ	Read the  and  words from Activity 1.
	WRITE	<ol style="list-style-type: none">Who likes to ride her bike? _____ likes to ride her bike.What does Jane hit her tyre on? She hits her tyre on _____.Who could help? Mandu could help _____.What will Mandu go and fetch? He will go and fetch _____.Why will he fetch a pump? He will fetch a pump to _____.

FRIDAY ACTIVITY 1

	READ	Read all the  and  words again.
	READ	Read the story from Thursday Activity 1.

FRIDAY ACTIVITY 2

	READ	Read all the  and  words again.
	WRITE	Write the sentences in your book. Fix the mistakes. <ol style="list-style-type: none">she likes to ride her bike with manduher tyre is flathow will she get back

HOME LANGUAGE WORKSHEET






ENGLISH GRADE 2 TERM 1

WEEK 8

MONDAY ACTIVITY 1




	LOOK & SAY	laugh	home	hiding	found	where
	SOUND OUT	find	catch	tricky	very	
		fetch	real	street	proud	
	READ	I am hiding. Can you <u>find</u> me? Am I hiding by the <u>street</u> ? No I am not. Am I hiding by the dog? No I am not. I am hiding in a <u>tricky</u> spot. I am hiding in a <u>very tricky</u> spot. Where am I hiding? I must not laugh. I must not laugh or you will <u>find</u> me. You will <u>find</u> me and <u>catch</u> me. I am <u>proud</u> of my <u>tricky</u> hiding spot!				
	WRITE	Write the  and  words in your dictionary.				

MONDAY ACTIVITY 2





	READ	Read the  and  words from Activity 1.
	READ	I will go home. I will go home to <u>find</u> you. I will go home. I will go home to <u>catch</u> you. You are hiding. Where are you hiding? I will <u>find</u> you! Where are you hiding? I will <u>catch</u> you! You will laugh. You will laugh and I will <u>find</u> you. You will laugh and I will <u>catch</u> you. I found you! I found you hiding. I found you hiding in a <u>tricky</u> spot.
	WRITE	Write a sentence with: tricky Write a question with: where

TUESDAY ACTIVITY 1




	LOOK & SAY	laugh	home	hiding	found	where
---	------------	-------	------	--------	-------	-------


	SOUND OUT	key	donkey	turkey	valley
		donkey	key	valley	turkey
	READ	I found a <u>donkey</u> . I found a <u>turkey</u> . I found a <u>donkey</u> and a <u>turkey</u> . Where did you find the <u>donkey</u> ? Where did you find the <u>turkey</u> ? I found the <u>donkey</u> in the <u>valley</u> . I found the <u>donkey</u> hiding in the <u>valley</u> . I found the <u>turkey</u> in the <u>valley</u> . I found the <u>turkey</u> hiding in the <u>valley</u> . I found the <u>donkey</u> and the <u>turkey</u> hiding in the <u>valley</u> .			
	WRITE	1. What did I find? I found a _____ and a _____. 2. Where did I find them? I found them in the _____.			

TUESDAY ACTIVITY 2







	READ	Read the  and  words from Activity 1.
	WRITE	Write a sentence with: key Write a question with: donkey

WEDNESDAY ACTIVITY 1



	LOOK & SAY	laugh	home	hiding	found	where
	SOUND OUT	cage	rage	page	sage	
		age	stage	wage	engage	
	READ	I see a <u>cage</u> . Where is the <u>cage</u> ? The <u>cage</u> is on the <u>stage</u> . I will hide. I will hide in the <u>cage</u> . I will hide in the <u>cage</u> on the <u>stage</u> . I will not laugh. I will not laugh in the <u>cage</u> . I will not laugh in the <u>cage</u> on the <u>stage</u> . I will not get in a <u>rage</u> . I will not get in a <u>rage</u> in the <u>cage</u> . I will not get in a <u>rage</u> in the <u>cage</u> on the <u>stage</u> . You will not find me hiding in the <u>cage</u> on the <u>stage</u> !				


	WRITE	<p>1. What do I see? I see a _____.</p> <p>2. Where is the cage? The cage is on the _____.</p>
---	--------------	--

WEDNESDAY ACTIVITY 2





	READ	Read the  and  words from Activity 1.
	WRITE	Write the  words and  words in your dictionary. Write a sentence with: page Write a question with: home

THURSDAY ACTIVITY 1





	LOOK & SAY	laugh	home	hiding	found	where
	SOUND OUT	rage	cage	key	donkey	
		valley	turkey	page	age	

	READ	<div data-bbox="411 1093 1024 1780" data-label="Image"> </div> <p>Siviwe likes to hide. Where is Siviwe hiding? Is he hiding in the <u>cage</u>? No he is not. Is he hiding in the <u>valley</u>? No he is not. Is he hiding by the <u>turkey</u>? No he is not. Is he hiding at home? No he is not. Where is he hiding? We cannot find him. Is he hiding in the drum? Yes he is.</p> <p>He was hiding in the drum. We found him. We found Siviwe!</p>
---	-------------	--





THURSDAY ACTIVITY 2

	READ	Read the  and  words from Activity 1.
	WRITE	<ol style="list-style-type: none">Who likes to hide? _____ likes to hide.Where was the first place we thought he was hiding? Firstly we thought he was hiding in the _____.Where was the second place we thought he was hiding? Secondly we thought he was hiding in the _____.Where was the third place we thought he was hiding? Thirdly we thought he was hiding by the _____.Where was Siviwe hiding? He was hiding in the _____.

FRIDAY ACTIVITY 1

	READ	Read all the  and  words again.
	READ	Read the story from Thursday Activity 1.

FRIDAY ACTIVITY 2

	READ	Read all the  and  words again.
	WRITE	Write the sentences in your book. Fix the mistakes. <ol style="list-style-type: none">where is siviwe hidingis he hiding in the drumwe found siviwe

HOME LANGUAGE WORKSHEET






ENGLISH GRADE 2 TERM 1

WEEK 9



MONDAY ACTIVITY 1



	LOOK & SAY	together	please	buy	half	work
	SOUND OUT	greedy	kind	key	very	
		catch	strong	swim	hike	
	READ	I am <u>strong</u> . I am <u>very strong</u> . Are you <u>strong</u> ? Are you <u>very strong</u> ? I am <u>kind</u> . I am <u>very kind</u> . Are you <u>kind</u> ? Are you <u>very kind</u> ? I am not <u>greedy</u> . I am not <u>very greedy</u> . Are you <u>greedy</u> ? Are you <u>very greedy</u> ? I like to <u>swim</u> . Do you like to <u>swim</u> ? I like to <u>hike</u> . Do you like to <u>hike</u> ?				
	WRITE	Write the  and  words in your dictionary.				

MONDAY ACTIVITY 2





	READ	Read the  and  words from Activity 1.				
	READ	I like to play. I do not like to work. I like to <u>swim</u> . I do not like to work. I like to <u>hike</u> . I do not like to work. I like to play and <u>swim</u> and <u>hike</u> but I do not like to work. Do you like to play? Do you like to <u>swim</u> ? Do you like to <u>hike</u> ? Do you like to work?				
	WRITE	Write a sentence with: catch Write a question with: please				

TUESDAY ACTIVITY 1





	LOOK & SAY	together	please	buy	half	work
	SOUND OUT	fight	bike	string	find	
		eat	steal	crime	meat	

	READ	I want to <u>eat</u> . I want to <u>eat</u> the <u>meat</u> . Could I <u>steal</u> the <u>meat</u> ? Could I <u>steal</u> the <u>meat</u> that I want to <u>eat</u> ? No, it is a <u>crime</u> . It is a <u>crime</u> to <u>steal</u> . It is a <u>crime</u> to <u>steal</u> the <u>meat</u> . You must buy the <u>meat</u> . You must buy the <u>meat</u> that you want to <u>eat</u> . Please do not <u>steal</u> ! Please do not <u>steal</u> the <u>meat</u> !
	WRITE	1. What do I want to eat? I want to eat the _____. 2. What is a crime? It is a crime to _____.







TUESDAY ACTIVITY 2

	READ	Read the  and  words from Activity 1.
	WRITE	Write a sentence with: crime Write a question with: work



WEDNESDAY ACTIVITY 1



	LOOK & SAY	together	please	buy	half	work
	SOUND OUT	fright	smelly	tiger	light	
	READ	I will play a <u>prank</u> . I will play a <u>prank</u> on mom. I will buy the <u>tiger</u> . I will buy the <u>tiger</u> in the <u>cage</u> . The <u>tiger</u> is <u>smelly</u> . My mom will see the <u>tiger</u> . She will see the <u>smelly</u> <u>tiger</u> . Mom will get a <u>fright</u> . She will get a big <u>fright</u> . Mom will <u>scream</u> . I will laugh. I will laugh when mom gets a <u>fright</u> . I will laugh when mom <u>screams</u> !				
	WRITE	1. Who will I play a prank on? I will play a prank on _____. 2. What will I buy? I will buy the _____.				

WEDNESDAY ACTIVITY 2





	READ	Read the  and  words from Activity 1.
	WRITE	Write the  words and  words in your dictionary. Write a sentence with: fright Write a question with: buy

THURSDAY ACTIVITY 1





	LOOK & SAY	together	please	buy	half	work
	SOUND OUT	ride	street	bike	proud	
		very	find	page	stretch	

	READ	 <p>Marie wants a <u>bike</u>. She wants to <u>ride</u> with Busi. Busi has a <u>bike</u>. "Please can you buy me a <u>bike</u> dad?" Marie asks. "I will pay half." Dad says. Marie will work. She will work to buy the <u>bike</u>. She wants to <u>ride</u> her <u>bike</u>. She wants to ride her <u>bike</u> in the <u>street</u> with Busi. Marie has enough to buy the <u>bike</u>! Marie is very <u>proud</u> that she has enough. She can <u>ride</u> together with Busi.</p>	<p>Marie wants a <u>bike</u>. She wants to <u>ride</u> with Busi. Busi has a <u>bike</u>. "Please can you buy me a <u>bike</u> dad?" Marie asks. "I will pay half." Dad says. Marie will work. She will work to buy the <u>bike</u>. She wants to <u>ride</u> her <u>bike</u>. She wants to ride her <u>bike</u> in the <u>street</u> with Busi. Marie has enough to buy the <u>bike</u>! Marie is very <u>proud</u> that she has enough. She can <u>ride</u> together with Busi.</p>
---	------	---	---





THURSDAY ACTIVITY 2

	READ	Read the  and  words from Activity 1.
	WRITE	<ol style="list-style-type: none">Who wants a bike? _____ wants a bike.Who has a bike? _____ has a bike.How much will dad pay? Dad will pay _____.What will Marie do to buy the bike? Marie will _____ to buy the bike.How does Marie feel that she has enough to buy the bike? Marie feels _____ that she has enough to buy the bike.

FRIDAY ACTIVITY 1

	READ	Read all the  and  words again.
	READ	Read the story from Thursday Activity 1.

FRIDAY ACTIVITY 2







	READ	Read all the  and  words again.
	WRITE	Write the sentences in your book. Fix the mistakes. <ol style="list-style-type: none">she wants to ride with busiplease can you buy me a bike dad marie asksmarie has enough to buy the bike

HOME LANGUAGE WORKSHEET






ENGLISH GRADE 2 TERM 1

WEEK 10



MONDAY ACTIVITY 1



	LOOK & SAY	share	story	barn	lazy	candle
	SOUND OUT	prick	donkey	bite	fight	
		right	fetch	rage	night	
	READ	I will <u>prick</u> the <u>donkey</u> . I will <u>prick</u> the <u>donkey</u> with a pin. I will <u>fetch</u> the pin. I will <u>fetch</u> the pin to <u>prick</u> the <u>donkey</u> . The <u>donkey</u> is in the barn. It is not <u>right</u> ! It is not <u>right</u> to <u>prick</u> the <u>donkey</u> . It is not <u>right</u> to <u>prick</u> the <u>donkey</u> with a pin. The <u>donkey</u> will <u>bite</u> you. The <u>donkey</u> will <u>bite</u> you if you <u>prick</u> it with a pin!				
	WRITE	Write the  and  words in your dictionary.				

MONDAY ACTIVITY 2





	READ	Read the  and  words from Activity 1.				
	READ	Please do not <u>fight</u> . Please do not <u>fight</u> at <u>night</u> . It is not <u>right</u> . It is not <u>right</u> to <u>fight</u> at <u>night</u> . Do not get into a <u>rage</u> . Do not get into a <u>rage</u> at <u>night</u> . It is not <u>right</u> . It is not <u>right</u> to get into a <u>rage</u> . It is not <u>right</u> to get into a <u>rage</u> at <u>night</u> .				
	WRITE	Write a sentence with: fight Write a question with: story				

TUESDAY ACTIVITY 1





	LOOK & SAY	share	story	barn	lazy	candle
	SOUND OUT	swop	swing	bike	kite	
		steal	greedy	prank	kind	

	READ	Will you be <u>kind</u> ? Will you be <u>kind</u> and share? Will you be <u>kind</u> and share your <u>kite</u> ? Will you be <u>kind</u> and share your <u>kite</u> with me. I have a <u>kite</u> . We can <u>swop</u> . You must not be <u>greedy</u> . You must not be <u>greedy</u> , you must share. I will not <u>steal</u> your <u>kite</u> . I will not play a <u>prank</u> and <u>steal</u> your <u>kite</u> .
	WRITE	1. What do I want you to share with me? I want you to share your _____ with me. 2. Will I steal your kite? Yes/No, I will/ will not steal your kite.







TUESDAY ACTIVITY 2

	READ	Read the  and  words from Activity 1.
	WRITE	Write a sentence with: swop Write a question with: lazy



WEDNESDAY ACTIVITY 1



	LOOK & SAY	share	story	barn	lazy	candle
	SOUND OUT	donkey	turkey	tiger	bite	
	READ	Is the <u>donkey</u> in the barn? Yes, the <u>donkey</u> is in the barn. Is the <u>turkey</u> in the barn? Yes, the <u>turkey</u> is in the barn. Is the <u>tiger</u> in the barn? No, the <u>tiger</u> is not in the barn. The <u>tiger</u> will <u>bite</u> the <u>donkey</u> . The <u>tiger</u> will <u>bite</u> the <u>turkey</u> . It will be <u>very</u> bad if the <u>tiger</u> is in the barn!				
	WRITE	1. Who is in the barn? The _____ and _____ are in the barn. 2. What will the tiger do to the donkey and the turkey? The tiger will _____ the donkey and the turkey.				

WEDNESDAY ACTIVITY 2

	READ	Read the  and  words from Activity 1.
	WRITE	Write the  words and  words in your dictionary. Write a sentence with: meal Write a question with: barn


THURSDAY ACTIVITY 1

	LOOK & SAY	share	story	barn	lazy	candle
	SOUND OUT	bright	read	light	proud	
		night	page	seat	scream	





	READ	 <p>Let me share a story. In the story we see a boy. We think he is lazy. Is he lazy? He sits. He sits and <u>reads</u>. He sits and plans. He sits and <u>reads</u> and plans. He thinks. He thinks of an idea. He can <u>light</u> a candle. He can <u>light</u> a <u>bright</u> candle. He can <u>light</u> a <u>bright</u> candle in the barn. He is not lazy. He plans and thinks of ideas!</p>	<p>Let me share a story. In the story we see a boy. We think he is lazy. Is he lazy? He sits. He sits and</p>
---	------	---	---

THURSDAY ACTIVITY 2





	READ	Read the  and  words from Activity 1.
---	------	---

	<p>WRITE</p>	<ol style="list-style-type: none"> 1. Who do we see in the story? We see a _____ in the story. 2. What do we think? We think _____. 3. What does he sit and do? He sits and _____ and _____. 4. What can he light? He can light a _____. 5. Is the boy lazy? Yes/ No, the boy is/is not lazy.
---	---------------------	--

FRIDAY ACTIVITY 1

	<p>READ</p>	<p>Read all the  and  words again.</p>
	<p>READ</p>	<p>Read the story from Thursday Activity 1.</p>

FRIDAY ACTIVITY 2







	<p>READ</p>	<p>Read all the  and  words again.</p>
	<p>WRITE</p>	<p>Write the sentences in your book. Fix the mistakes.</p> <ol style="list-style-type: none"> 1. is he lazy 2. he is not lazy 3. he plans and thinks of ideas

HOME LANGUAGE WORKSHEET






ENGLISH GRADE 3 TERM 1

WEEK 3




MONDAY ACTIVITY 1


	LOOK & SAY	busy	everyone	worst	ever	birthday
	SOUND OUT	sad	mad	fun	not	
		sit	think	wish	chat	
	READ	I am <u>sad</u> . I am <u>mad</u> . I am <u>sad</u> and I am <u>mad</u> . I <u>sit</u> . I <u>think</u> . I <u>sit</u> and <u>think</u> . I <u>sit</u> and <u>think</u> and I am <u>mad</u> and I am <u>sad</u> .				
	WRITE	Write the  and  words in your dictionary.				

MONDAY ACTIVITY 2





	READ	Read the  and  words from Activity 1.
	READ	Can we <u>sit</u> ? Can we <u>chat</u> ? Can we <u>sit</u> and <u>chat</u> ? It will be <u>fun</u> . It will be <u>fun</u> to <u>sit</u> and <u>chat</u> . I <u>think</u> it will be <u>fun</u> to <u>sit</u> and <u>chat</u> .
	WRITE	Write a sentence with: sad Write a question with: fun

TUESDAY ACTIVITY 1





	LOOK & SAY	busy	everyone	worst	ever	birthday
	SOUND OUT	pray	prank	prick	preen	
		press	proud			
	READ	I am not <u>proud</u> . I am not <u>proud</u> of the <u>prank</u> . It is the worst. It is the worst <u>prank</u> . It is the worst <u>prank</u> ever. Are you <u>proud</u> ? Are you <u>proud</u> of the <u>prank</u> ? Everyone is mad. Everyone is sad. It was not fun. It was not fun to see everyone sad. It was not fun to see everyone mad.				

	WRITE	1. How does everyone feel? Everyone is _____ and _____. 2. What was not fun? It was not fun to _____.
---	--------------	--







TUESDAY ACTIVITY 2

	READ	Read the  and  words from Activity 1.
	WRITE	Write a sentence with: pray Write a question with: birthday



WEDNESDAY ACTIVITY 1

	LOOK & SAY	busy	everyone	worst	ever	birthday
	SOUND OUT	light	sight	fight	night	
	READ	I see. I see a <u>light</u> . I see a <u>bright light</u> . Can you see the <u>light</u> ? Can you see the <u>bright light</u> ? It is a <u>sight</u> . It is a <u>sight</u> to see the <u>bright light</u> . It is a <u>sight</u> to see the <u>bright light</u> at <u>night</u> . It is not <u>right</u> . It is not <u>right</u> to <u>fight</u> . It is not <u>right</u> to <u>fight</u> in the <u>night</u> .				
	WRITE	1. What can I see? I can see a ____. 2. What is not right? It is not right to ____.				

WEDNESDAY ACTIVITY 2

	READ	Read the  and  words from Activity 1.
	WRITE	Write the  words and  words in your dictionary. Write a sentence with: light Write a question with: busy

THURSDAY ACTIVITY 1

	LOOK & SAY	busy	everyone	wors	ever	birthday
	SOUND OUT	proud	prick	pray	press	
		right	fight	sight	night	



READ



Mandla is sad.
Mandla is mad.
Mom is busy. Dad is busy.
Everyone is busy.
This is the worst


birthday ever! It is not right. It is not right to be busy. It is not right to be busy on my birthday. It is not right for mom to be busy. It is not right for dad to be busy. It is not right for everyone to be busy on my birthday. This is the worst birthday ever!

THURSDAY ACTIVITY 2







READ





Read the  and  words from Activity 1.

	<p>WRITE</p>	<ol style="list-style-type: none"> 1. Who is sad? _____ is sad. 2. Why is Mandla sad? He is sad because _____. 3. What is not right? It is not right for _____. 4. Who is busy? _____ is busy. 5. What kind of birthday is this? This is the _____ birthday.
---	---------------------	---

FRIDAY ACTIVITY 1

	<p>READ</p>	<p>Read all the  and  words again.</p>
	<p>READ</p>	<p>Read the story from Thursday Activity 1.</p>

FRIDAY ACTIVITY 2







	<p>READ</p>	<p>Read all the  and  words again.</p>
	<p>WRITE</p>	<p>Write the sentences in your book. Fix the mistakes.</p> <ol style="list-style-type: none"> 1. mandla is sad on his birthday 2. is it right for everyone to be busy 3. this is the worst birthday ever

HOME LANGUAGE WORKSHEET






ENGLISH GRADE 2 TERM 1

WEEK 4



MONDAY ACTIVITY 1


	LOOK & SAY	ideas	many	thought	party	what
	SOUND OUT	right	tight	night	high	
		prick	proud	prank	press	
	READ	I was <u>right</u> . I thought I was <u>right</u> . I thought I was <u>right</u> at <u>night</u> . I was <u>proud</u> . I was <u>proud</u> that I was <u>right</u> . I was <u>proud</u> that I thought that I was <u>right</u> . I was <u>proud</u> that I thought that I was <u>right</u> at <u>night</u> .				
	WRITE	Write the  and  words in your dictionary.				


MONDAY ACTIVITY 2

	READ	Read the  and  words from Activity 1.				
	READ	I have so many ideas. I have so many ideas at <u>night</u> . I have so many bright ideas at <u>night</u> . I am proud. I am <u>proud</u> of my thoughts. I am <u>proud</u> of my thoughts at <u>night</u> . I am <u>proud</u> of my bright thoughts at <u>night</u> .				
	WRITE	Write a sentence with: high Write a question with: party				

TUESDAY ACTIVITY 1


	LOOK & SAY	ideas	many	thought	party	what
	SOUND OUT	swing	swim	swop	swam	
		swop	sway			

	READ	I will <u>swim</u> . I will <u>swim</u> at the party. I will <u>swing</u> . I will <u>swim</u> at the party. I will <u>swim</u> and I will <u>swing</u> . I will <u>swim</u> and I will <u>swing</u> at the party. I will <u>sway</u> . I will <u>sway</u> at the party. I will <u>swing</u> and <u>swim</u> and <u>sway</u> at the party!
---	------	--

	WRITE	1. What will I do? I will _____ and _____ and _____. 2. Where will I swim and swing and sway? I will swim and swing and sway at the _____.
---	-------	---


TUESDAY ACTIVITY 2


	READ	Read the  and  words from Activity 1.
---	------	---

	WRITE	Write a sentence with: swim Write a question with: party
---	-------	---

WEDNESDAY ACTIVITY 1




	LOOK & SAY	ideas	many	thought	party	what
	SOUND OUT	slime	bike	bite	kite	
		hike	crime			

	READ	I will ride. I will ride my <u>bike</u> . I will ride my <u>bike</u> to the party. I will <u>bite</u> . I will <u>bite</u> the <u>slime</u> . I will <u>bite</u> the <u>slime</u> at the party. You must not. You must not <u>bite</u> . You must not <u>bite</u> the <u>slime</u> at the party. You can <u>swim</u> . You can <u>swim</u> and <u>swing</u> . You can <u>swim</u> and <u>swing</u> at the party.
---	------	--



	WRITE	1. What will I ride? I will ride my _____. 2. What will I bite at the party? I will bite _____ at the party.
---	-------	---



WEDNESDAY ACTIVITY 2

	READ	Read the  and  words from Activity 1.
---	------	---

	WRITE	Write the  words and  words in your dictionary. Write a sentence with: kite Write a question with: hike
---	--------------	--


THURSDAY ACTIVITY 1

	LOOK & SAY	ideas	many	thought	party	what
	SOUND OUT	bite	slime	swim	kite	
		swing	swop	bike	swam	





	READ	<div style="display: flex; align-items: center;">  <div style="margin-left: 20px;"> <p>Zanele has many ideas. Zanele has many thoughts. Zanele has many ideas and thought for a party. What party will she have? What party will she like? Will she have a <u>kite</u> party? No she will not. Will she have a <u>slime</u> party? No she will not. Will she have a bike party? No she will not. What party will she have? What party will she like?</p> </div> </div>
---	-------------	---

THURSDAY ACTIVITY 2





	READ	Read the  and  words from Activity 1.
---	-------------	---

	<p>WRITE</p>	<p>1. Who has many ideas? _____ has many ideas.</p> <p>2. What does Zanele have many thoughts and ideas about? She has many thoughts and ideas about _____.</p> <p>3. Will she have a kite party? Yes/No, she will/ will not have a kite party.</p> <p>4. Will she have a slime party? Yes/No, she will/ will not have a slime party.</p> <p>5. Will she have a bike party? Yes/No, she will/ will not have a bike party.</p>
---	---------------------	--

FRIDAY ACTIVITY 1

	<p>READ</p>	<p>Read all the  and  words again.</p>
	<p>READ</p>	<p>Read the story from Thursday Activity 1.</p>

FRIDAY ACTIVITY 2







	<p>READ</p>	<p>Read all the  and  words again.</p>
	<p>WRITE</p>	<p>Write the sentences in your book. Fix the mistakes.</p> <ol style="list-style-type: none"> 1. zanele has many ideas 2. will she have a kite party 3. what party will she like

HOME LANGUAGE WORKSHEET






ENGLISH GRADE 2 TERM 1

WEEK 5



MONDAY ACTIVITY 1


	LOOK & SAY	good	drove	wish	different	enough
	SOUND OUT	right	night	swop	sway	
		prick	proud	hike	crime	
	READ	I will <u>hike</u> . I like to <u>hike</u> . Do you like to <u>hike</u> ? It is good. It is good to <u>hike</u> . I <u>hike</u> at <u>night</u> . Is it good? Is it good to <u>hike</u> at <u>night</u> ? Is it <u>right</u> ? Is it <u>right</u> to <u>hike</u> at <u>night</u> ? It is not good. It is not good to <u>hike</u> at <u>night</u> . It is not <u>right</u> . It is not <u>right</u> to <u>hike</u> at <u>night</u> .				
	WRITE	Write the  and  words in your dictionary.				


MONDAY ACTIVITY 2

	READ	Read the  and  words from Activity 1.				
	READ	I will <u>prick</u> my mom. I will <u>prick</u> my mom with a pin. Is it good? Is it good to <u>prick</u> my mom? Is it good to <u>prick</u> my mom with a pin? No, it is not good! It is not good to <u>prick</u> my mom with a pin! Is it <u>right</u> ? Is it <u>right</u> to <u>prick</u> my mom? Is it <u>right</u> to <u>prick</u> my mom with a pin? No, it is not <u>right</u> ! It is not <u>right</u> to <u>prick</u> my mom with a pin!				
	WRITE	Write a sentence with: swop Write a question with: drove				

TUESDAY ACTIVITY 1


	LOOK & SAY	good	drove	wish	different	enough
	SOUND OUT	string	strain	strong	stray	
		stripe	street			

	READ	I see a dog. I see a <u>stray</u> dog. I see a <u>stray</u> dog on the <u>street</u> . I will get a <u>string</u> . I will get a <u>strong string</u> . I will get a <u>strong string</u> to help the dog. I will get a <u>strong string</u> to help the <u>stray</u> dog. He has a <u>stripe</u> . He has a <u>stripe</u> on his back. He is good. He is good dog.
---	------	---


	WRITE	1. What do I see? I see a ____. 2. What will I get to help the dog? I will get a ____.
---	-------	---


TUESDAY ACTIVITY 2


	READ	Read the  and  words from Activity 1.
---	------	---


	WRITE	Write a sentence with: strong Write a question with: wish
---	-------	--

WEDNESDAY ACTIVITY 1







	LOOK & SAY	good	drove	wish	different	enough
---	------------	------	-------	------	-----------	--------

	SOUND OUT	tiger	blind	kind	find
		kind	tiger	find	blind



	READ	I will <u>find</u> . I will <u>find</u> a <u>tiger</u> . I will <u>find</u> a <u>blind tiger</u> . The <u>blind tiger</u> is good. The <u>blind tiger</u> is <u>kind</u> . Is the <u>blind tiger</u> strong? Yes the <u>blind tiger</u> is strong. What will the <u>tiger</u> do? What will the <u>blind tiger</u> do? Will the <u>tiger</u> fight? Will the <u>blind tiger</u> fight? No, the <u>blind tiger</u> will not fight. The <u>blind tiger</u> is good and <u>kind</u> .
---	------	--



	WRITE	1. What will I find? I will find a ____. 2. Will the tiger fight? Yes/No, the tiger will/will not fight.
---	-------	---

WEDNESDAY ACTIVITY 2

	READ	Read the  and  words from Activity 1.
	WRITE	Write the  words and  words in your dictionary. Write a sentence with: tiger Write a question with: find


THURSDAY ACTIVITY 1

	LOOK & SAY	good	drove	wish	different	enough			
	SOUND OUT	tiger		blind		kind		find	
		strong		street		stray		string	





	READ		<p>Chuck is good. Chuck is <u>kind</u>. Chuck is <u>strong</u>. He is good and <u>kind</u> and <u>strong</u>. He is good and <u>kind</u> and <u>strong</u> but Chuck will wish. He will wish to be different. He thought he was not good enough. He was sad. He was sad as he drove on the <u>street</u>. He must not be sad! He must</p> <p>not wish to be different! He is good enough.</p>
---	------	---	---

THURSDAY ACTIVITY 2





	READ	Read the  and  words from Activity 1.
---	------	---

	<p>WRITE</p>	<ol style="list-style-type: none"> 1. Who is the story about? The story is about _____. 2. What does Chuck wish to be? Chuck wishes to be _____. 3. How did chuck feel as he drove on the street? Chuck felt _____ as he drove on the street. 4. What kind of truck is Chuck? Chuck is _____ and _____ and _____. 5. Is Chuck good enough? Yes/No, he is/ is not good enough.
---	---------------------	--

FRIDAY ACTIVITY 1

	<p>READ</p>	<p>Read all the  and  words again.</p>
	<p>READ</p>	<p>Read the story from Thursday Activity 1.</p>

FRIDAY ACTIVITY 2






	<p>READ</p>	<p>Read all the  and  words again.</p>
	<p>WRITE</p>	<p>Write the sentences in your book. Fix the mistakes.</p> <ol style="list-style-type: none"> 1. he must not wish to be different 2. he was sad as he drove on the street 3. he is good and kind and strong

HOME LANGUAGE WORKSHEET






ENGLISH GRADE 2 TERM 1

WEEK 6



MONDAY ACTIVITY 1


	LOOK & SAY	school	first	started	running	great
	SOUND OUT	strong	street	find	kind	
		proud	hike	bike	swim	
	READ	I am <u>strong</u> . I am <u>proud</u> . I am <u>kind</u> . I am <u>strong</u> and <u>proud</u> and <u>kind</u> . I like to be me. I like to <u>hike</u> . I like to <u>swim</u> . I like to ride my <u>bike</u> . I like to <u>hike</u> and <u>swim</u> and ride my <u>bike</u> . I like to be me. I am <u>proud</u> to be me. I think I am great!				
	WRITE	Write the  and  words in your dictionary.				


MONDAY ACTIVITY 2

	READ	Read the  and  words from Activity 1.
	READ	I ride my <u>bike</u> . I ride my <u>bike</u> to school. I ride my <u>bike</u> to school on the <u>street</u> . I think it is great. I think it is great to ride my <u>bike</u> . I think it is great to ride my <u>bike</u> to school. I think it is great to ride my <u>bike</u> to school on the <u>street</u> . Do you think it is great? Do you think it is great to ride a <u>bike</u> ? Do you think it is great to ride a <u>bike</u> to school?
	WRITE	Write a sentence with: swim Write a question with: school

TUESDAY ACTIVITY 1


	LOOK & SAY	school	first	started	running	great
	SOUND OUT	eat	seat	meat	meal	
		steal	real			

	READ	I will <u>eat</u> . I will <u>eat</u> the <u>meat</u> . It is great. It is a great <u>meal</u> . It is a great <u>meal</u> to <u>eat</u> the <u>meat</u> . I will sit. I will sit on the <u>seat</u> . I will sit on the <u>seat</u> and <u>eat</u> . I will sit on the <u>seat</u> and <u>eat</u> the <u>meat</u> . I will <u>eat</u> enough. I will <u>eat</u> enough <u>meat</u> .
---	------	---



	WRITE	1. What will I eat? I will eat the _____. 2. Where will I sit? I will sit on the _____.
---	-------	--


TUESDAY ACTIVITY 2


	READ	Read the  and  words from Activity 1.
---	------	---

	WRITE	Write a sentence with: steal Write a question with: real
---	-------	---

WEDNESDAY ACTIVITY 1




	LOOK & SAY	school	first	started	running	great
	SOUND OUT	scrap	scream	screen	scrape	
		scram				

	READ	I <u>scream</u> . I <u>scream</u> at school. Do you <u>scream</u> ? Do you <u>scream</u> at school? Is it good? Is it good to <u>scream</u> ? Is it good to <u>scream</u> at school? No it is not good. It is not good to <u>scream</u> at school. I will not <u>scream</u> . I will not <u>scream</u> at school. I will sit in my seat and I will not <u>scream</u> .
---	------	--

	WRITE	1. Where do I scream? I scream at _____. 2. Is it good to scream at school? Yes/No, it is/is not good to scream at school.
---	-------	---



WEDNESDAY ACTIVITY 2



	READ	Read the  and  words from Activity 1.
---	------	---

	WRITE	Write the  words and  words in your dictionary. Write a
---	-------	---





sentence with: scrape
Write a question with: first

THURSDAY ACTIVITY 1





	LOOK & SAY	school	first	started	running	great
	SOUND OUT	seat	eat	real	dream	
		screen	scrap	scrape	scream	

	READ	 <p>Haile is great. He is great at running. He first started running to school. He was great at running to school. Haile had a <u>dream</u>. He had a <u>dream</u> to run. He had a <u>dream</u> to be the best. He had a <u>dream</u> to be the best at running. He will fight. He will fight to reach his <u>dream</u>! He will fight to reach his <u>dream</u> to be the best at running.</p>
---	------	---





THURSDAY ACTIVITY 2

	READ	Read the  and  words from Activity 1.
	WRITE	<ol style="list-style-type: none">Who is great? _____ is great.What is Haile great at? Haile is great at _____.Where did he first start running to? He started running to _____.What did he want to be the best at? He wanted to be the best at _____.What will he do to reach his dream? He will _____ to reach his dream.

FRIDAY ACTIVITY 1

	READ	Read all the  and  words again.
	READ	Read the story from Thursday Activity 1.

FRIDAY ACTIVITY 2







	READ	Read all the  and  words again.
	WRITE	Write the sentences in your book. Fix the mistakes. <ol style="list-style-type: none">haile had a dreamhe had a dream to runhe will fight to reach his dream

HOME LANGUAGE WORKSHEET






ENGLISH GRADE 2 TERM 1

WEEK 7



MONDAY ACTIVITY 1


	LOOK & SAY	how	tyre	have	want	could
	SOUND OUT	swing	proud	strong	scream	
		real	kind	bike	night	
	READ	Can you ride? Can you ride a <u>bike</u> ? Can you ride a <u>bike</u> at <u>night</u> ? I want to ride a <u>bike</u> . I want to ride a <u>bike</u> at <u>night</u> . How do you ride a <u>bike</u> ? How do you ride a <u>bike</u> at <u>night</u> ? Could you teach me? Could you teach me to ride a <u>bike</u> at <u>night</u> ?				
	WRITE	Write the  and  words in your dictionary.				


MONDAY ACTIVITY 2

	READ	Read the  and  words from Activity 1.				
	READ	Have you seen my <u>bike</u> ? I have lost it. I lost it at <u>night</u> . I lost my <u>bike</u> at <u>night</u> . Could you be <u>kind</u> ? Could you be <u>kind</u> and help me? Could you be <u>kind</u> and help me find my <u>bike</u> ? How will we find it? How will we find the <u>bike</u> ? How will we find the <u>bike</u> that I lost at <u>night</u> ?				
	WRITE	Write a sentence with: scream Write a question with: how				

TUESDAY ACTIVITY 1


	LOOK & SAY	how	tyre	have	want	could
	SOUND OUT	catch	hatch	match	fetch	
		stretch	switch	thatch	witch	

	READ	<p>I will <u>fetch</u>. I will <u>fetch</u> the <u>match</u>. I want to <u>fetch</u> the <u>match</u>. How will you <u>fetch</u>? How will you <u>fetch</u> the <u>match</u>? It is by the <u>witch</u>. The <u>match</u> is by the <u>witch</u>. The <u>match</u> is by the <u>witch</u> in the <u>thatch</u> hut. How will <u>fetch</u> the <u>match</u> by the <u>witch</u> in the <u>thatch</u> hut?</p>
---	-------------	--


	WRITE	<p>1. What do I want to fetch? I want to fetch the _____.</p> <p>2. Where is the match? It is by the _____ in the _____ hut.</p>
---	--------------	--


TUESDAY ACTIVITY 2


	READ	<p>Read the  and  words from Activity 1.</p>
---	-------------	--


	WRITE	<p>Write a sentence with: catch Write a question with: want</p>
---	--------------	--

WEDNESDAY ACTIVITY 1

	LOOK & SAY	how	tyre	have	want	could
---	-----------------------	-----	------	------	------	-------

	SOUND OUT	fishy	meaty	smelly	tricky
		greedy	badly	dusty	very

	READ	<p>Have you seen the <u>fishy</u> fish? The <u>fishy</u> fish is <u>smelly</u>. The <u>fishy</u> fish is <u>very smelly</u>. The <u>fishy</u> fish is <u>greedy</u>. The <u>fishy</u> fish is <u>very greedy</u>. The <u>fishy</u> fish is <u>tricky</u>. The <u>fishy</u> fish is <u>very tricky</u>. The <u>fishy</u> fish is <u>very smelly</u> and <u>greedy</u> and <u>tricky</u>. How can the <u>fishy</u> fish be <u>smelly</u> and <u>greedy</u> and <u>tricky</u>?</p>
---	-------------	---


	WRITE	<p>1. Who is the story about? The story is about the _____.</p> <p>2. What kind of fish is the fishy fish? The fishy fish is very _____ and _____ and _____.</p>
---	--------------	--

WEDNESDAY ACTIVITY 2





	READ	Read the and words from Activity 1.
	WRITE	Write the words and words in your dictionary. Write a sentence with: dusty Write a question with: smelly

THURSDAY ACTIVITY 1





	LOOK & SAY	how	tyre	have	want	could			
	SOUND OUT	very		badly		dusty		tricky	
		fetch		catch		match		stretch	

	READ	 <p>Jane likes to ride her bike. She likes to ride her bike with Mandu. Jane hits her tyre. She hits her tyre on a rock. Her tyre is flat! How will she get back? It will be <u>tricky</u> to get back. It will be <u>very tricky</u> to get back with a flat tyre. Mandu could help. Mandu will go and <u>fetch</u> a pump. He will <u>fetch</u> a pump to fix the tyre.</p>
--	------	---





THURSDAY ACTIVITY 2

	READ	Read the  and  words from Activity 1.
	WRITE	<ol style="list-style-type: none">1. Who likes to ride her bike? _____ likes to ride her bike.2. What does Jane hit her tyre on? She hits her tyre on _____.3. Who could help? Mandu could help _____.4. What will Mandu go and fetch? He will go and fetch _____.5. Why will he fetch a pump? He will fetch a pump to _____.

FRIDAY ACTIVITY 1

	READ	Read all the  and  words again.
	READ	Read the story from Thursday Activity 1.

FRIDAY ACTIVITY 2

	READ	Read all the  and  words again.
	WRITE	Write the sentences in your book. Fix the mistakes. <ol style="list-style-type: none">1. she likes to ride her bike with mandu2. her tyre is flat3. how will she get back

HOME LANGUAGE WORKSHEET






ENGLISH GRADE 2 TERM 1

WEEK 8

MONDAY ACTIVITY 1




	LOOK & SAY	laugh	home	hiding	found	where
	SOUND OUT	find	catch	tricky	very	
		fetch	real	street	proud	
	READ	I am hiding. Can you <u>find</u> me? Am I hiding by the <u>street</u> ? No I am not. Am I hiding by the dog? No I am not. I am hiding in a <u>tricky</u> spot. I am hiding in a <u>very tricky</u> spot. Where am I hiding? I must not laugh. I must not laugh or you will <u>find</u> me. You will <u>find</u> me and <u>catch</u> me. I am <u>proud</u> of my <u>tricky</u> hiding spot!				
	WRITE	Write the  and  words in your dictionary.				

MONDAY ACTIVITY 2





	READ	Read the  and  words from Activity 1.
	READ	I will go home. I will go home to <u>find</u> you. I will go home. I will go home to <u>catch</u> you. You are hiding. Where are you hiding? I will <u>find</u> you! Where are you hiding? I will <u>catch</u> you! You will laugh. You will laugh and I will <u>find</u> you. You will laugh and I will <u>catch</u> you. I found you! I found you hiding. I found you hiding in a <u>tricky</u> spot.
	WRITE	Write a sentence with: tricky Write a question with: where

TUESDAY ACTIVITY 1




	LOOK & SAY	laugh	home	hiding	found	where
---	------------	-------	------	--------	-------	-------


	SOUND OUT	key	donkey	turkey	valley
		donkey	key	valley	turkey
	READ	I found a <u>donkey</u> . I found a <u>turkey</u> . I found a <u>donkey</u> and a <u>turkey</u> . Where did you find the <u>donkey</u> ? Where did you find the <u>turkey</u> ? I found the <u>donkey</u> in the <u>valley</u> . I found the <u>donkey</u> hiding in the <u>valley</u> . I found the <u>turkey</u> in the <u>valley</u> . I found the <u>turkey</u> hiding in the <u>valley</u> . I found the <u>donkey</u> and the <u>turkey</u> hiding in the <u>valley</u> .			
	WRITE	1. What did I find? I found a _____ and a _____. 2. Where did I find them? I found them in the _____.			

TUESDAY ACTIVITY 2







	READ	Read the  and  words from Activity 1.
	WRITE	Write a sentence with: key Write a question with: donkey

WEDNESDAY ACTIVITY 1



	LOOK & SAY	laugh	home	hiding	found	where
	SOUND OUT	cage	rage	page	sage	
		age	stage	wage	engage	
	READ	I see a <u>cage</u> . Where is the <u>cage</u> ? The <u>cage</u> is on the <u>stage</u> . I will hide. I will hide in the <u>cage</u> . I will hide in the <u>cage</u> on the <u>stage</u> . I will not laugh. I will not laugh in the <u>cage</u> . I will not laugh in the <u>cage</u> on the <u>stage</u> . I will not get in a <u>rage</u> . I will not get in a <u>rage</u> in the <u>cage</u> . I will not get in a <u>rage</u> in the <u>cage</u> on the <u>stage</u> . You will not find me hiding in the <u>cage</u> on the <u>stage</u> !				


	WRITE	<p>1. What do I see? I see a _____.</p> <p>2. Where is the cage? The cage is on the _____.</p>
---	--------------	--

WEDNESDAY ACTIVITY 2





	READ	Read the  and  words from Activity 1.
	WRITE	Write the  words and  words in your dictionary. Write a sentence with: page Write a question with: home

THURSDAY ACTIVITY 1





	LOOK & SAY	laugh	home	hiding	found	where
	SOUND OUT	rage	cage	key	donkey	
		valley	turkey	page	age	

	READ	<div data-bbox="411 1093 1024 1780" data-label="Image"> </div> <p>Siviwe likes to hide. Where is Siviwe hiding? Is he hiding in the <u>cage</u>? No he is not. Is he hiding in the <u>valley</u>? No he is not. Is he hiding by the <u>turkey</u>? No he is not. Is he hiding at home? No he is not. Where is he hiding? We cannot find him. Is he hiding in the drum? Yes he is.</p> <p>He was hiding in the drum. We found him. We found Siviwe!</p>
---	-------------	--





THURSDAY ACTIVITY 2

	READ	Read the  and  words from Activity 1.
	WRITE	<ol style="list-style-type: none">Who likes to hide? _____ likes to hide.Where was the first place we thought he was hiding? Firstly we thought he was hiding in the _____.Where was the second place we thought he was hiding? Secondly we thought he was hiding in the _____.Where was the third place we thought he was hiding? Thirdly we thought he was hiding by the _____.Where was Siviwe hiding? He was hiding in the _____.

FRIDAY ACTIVITY 1

	READ	Read all the  and  words again.
	READ	Read the story from Thursday Activity 1.

FRIDAY ACTIVITY 2


	READ	Read all the  and  words again.
	WRITE	Write the sentences in your book. Fix the mistakes. <ol style="list-style-type: none">where is siviwe hidingis he hiding in the drumwe found siviwe

HOME LANGUAGE WORKSHEET






ENGLISH GRADE 2 TERM 1

WEEK 9



MONDAY ACTIVITY 1



	LOOK & SAY	together	please	buy	half	work
	SOUND OUT	greedy	kind	key	very	
		catch	strong	swim	hike	
	READ	I am <u>strong</u> . I am <u>very strong</u> . Are you <u>strong</u> ? Are you <u>very strong</u> ? I am <u>kind</u> . I am <u>very kind</u> . Are you <u>kind</u> ? Are you <u>very kind</u> ? I am not <u>greedy</u> . I am not <u>very greedy</u> . Are you <u>greedy</u> ? Are you <u>very greedy</u> ? I like to <u>swim</u> . Do you like to <u>swim</u> ? I like to <u>hike</u> . Do you like to <u>hike</u> ?				
	WRITE	Write the  and  words in your dictionary.				

MONDAY ACTIVITY 2





	READ	Read the  and  words from Activity 1.				
	READ	I like to play. I do not like to work. I like to <u>swim</u> . I do not like to work. I like to <u>hike</u> . I do not like to work. I like to play and <u>swim</u> and <u>hike</u> but I do not like to work. Do you like to play? Do you like to <u>swim</u> ? Do you like to <u>hike</u> ? Do you like to work?				
	WRITE	Write a sentence with: catch Write a question with: please				

TUESDAY ACTIVITY 1





	LOOK & SAY	together	please	buy	half	work
	SOUND OUT	fight	bike	string	find	
		eat	steal	crime	meat	

	READ	I want to <u>eat</u> . I want to <u>eat</u> the <u>meat</u> . Could I <u>steal</u> the <u>meat</u> ? Could I <u>steal</u> the <u>meat</u> that I want to <u>eat</u> ? No, it is a <u>crime</u> . It is a <u>crime</u> to <u>steal</u> . It is a <u>crime</u> to <u>steal</u> the <u>meat</u> . You must buy the <u>meat</u> . You must buy the <u>meat</u> that you want to <u>eat</u> . Please do not <u>steal</u> ! Please do not <u>steal</u> the <u>meat</u> !
	WRITE	1. What do I want to eat? I want to eat the _____. 2. What is a crime? It is a crime to _____.







TUESDAY ACTIVITY 2

	READ	Read the  and  words from Activity 1.
	WRITE	Write a sentence with: crime Write a question with: work



WEDNESDAY ACTIVITY 1



	LOOK & SAY	together	please	buy	half	work
	SOUND OUT	fright	smelly	tiger	light	
	READ	I will play a <u>prank</u> . I will play a <u>prank</u> on mom. I will buy the <u>tiger</u> . I will buy the <u>tiger</u> in the <u>cage</u> . The <u>tiger</u> is <u>smelly</u> . My mom will see the <u>tiger</u> . She will see the <u>smelly</u> <u>tiger</u> . Mom will get a <u>fright</u> . She will get a big <u>fright</u> . Mom will <u>scream</u> . I will laugh. I will laugh when mom gets a <u>fright</u> . I will laugh when mom <u>screams</u> !				
	WRITE	1. Who will I play a prank on? I will play a prank on _____. 2. What will I buy? I will buy the _____.				

WEDNESDAY ACTIVITY 2





	READ	Read the  and  words from Activity 1.
	WRITE	Write the  words and  words in your dictionary. Write a sentence with: fright Write a question with: buy

THURSDAY ACTIVITY 1





	LOOK & SAY	together	please	buy	half	work
	SOUND OUT	ride	street	bike	proud	
		very	find	page	stretch	

	READ	 <p>Marie wants a <u>bike</u>. She wants to <u>ride</u> with Busi. Busi has a <u>bike</u>. "Please can you buy me a <u>bike</u> dad?" Marie asks. "I will pay half." Dad says. Marie will work. She will work to buy the <u>bike</u>. She wants to <u>ride</u> her <u>bike</u>. She wants to ride her <u>bike</u> in the <u>street</u> with Busi. Marie has enough to buy the <u>bike</u>! Marie is very <u>proud</u> that she has enough. She can <u>ride</u> together with Busi.</p>	<p>Marie wants a <u>bike</u>. She wants to <u>ride</u> with Busi. Busi has a <u>bike</u>. "Please can you buy me a <u>bike</u> dad?" Marie asks. "I will pay half." Dad says. Marie</p>
---	------	---	---





THURSDAY ACTIVITY 2

	READ	Read the  and  words from Activity 1.
	WRITE	<ol style="list-style-type: none">Who wants a bike? _____ wants a bike.Who has a bike? _____ has a bike.How much will dad pay? Dad will pay _____.What will Marie do to buy the bike? Marie will _____ to buy the bike.How does Marie feel that she has enough to buy the bike? Marie feels _____ that she has enough to buy the bike.

FRIDAY ACTIVITY 1

	READ	Read all the  and  words again.
	READ	Read the story from Thursday Activity 1.

FRIDAY ACTIVITY 2







	READ	Read all the  and  words again.
	WRITE	Write the sentences in your book. Fix the mistakes. <ol style="list-style-type: none">she wants to ride with busiplease can you buy me a bike dad marie asksmarie has enough to buy the bike

HOME LANGUAGE WORKSHEET






ENGLISH GRADE 2 TERM 1

WEEK 10



MONDAY ACTIVITY 1



	LOOK & SAY	share	story	barn	lazy	candle
	SOUND OUT	prick	donkey	bite	fight	
		right	fetch	rage	night	
	READ	I will <u>prick</u> the <u>donkey</u> . I will <u>prick</u> the <u>donkey</u> with a pin. I will <u>fetch</u> the pin. I will <u>fetch</u> the pin to <u>prick</u> the <u>donkey</u> . The <u>donkey</u> is in the barn. It is not <u>right</u> ! It is not <u>right</u> to <u>prick</u> the <u>donkey</u> . It is not <u>right</u> to <u>prick</u> the <u>donkey</u> with a pin. The <u>donkey</u> will <u>bite</u> you. The <u>donkey</u> will <u>bite</u> you if you <u>prick</u> it with a pin!				
	WRITE	Write the  and  words in your dictionary.				

MONDAY ACTIVITY 2





	READ	Read the  and  words from Activity 1.				
	READ	Please do not <u>fight</u> . Please do not <u>fight</u> at <u>night</u> . It is not <u>right</u> . It is not <u>right</u> to <u>fight</u> at <u>night</u> . Do not get into a <u>rage</u> . Do not get into a <u>rage</u> at <u>night</u> . It is not <u>right</u> . It is not <u>right</u> to get into a <u>rage</u> . It is not <u>right</u> to get into a <u>rage</u> at <u>night</u> .				
	WRITE	Write a sentence with: fight Write a question with: story				

TUESDAY ACTIVITY 1





	LOOK & SAY	share	story	barn	lazy	candle
	SOUND OUT	swop	swing	bike	kite	
		steal	greedy	prank	kind	

	READ	Will you be <u>kind</u> ? Will you be <u>kind</u> and share? Will you be <u>kind</u> and share your <u>kite</u> ? Will you be <u>kind</u> and share your <u>kite</u> with me. I have a <u>kite</u> . We can <u>swop</u> . You must not be <u>greedy</u> . You must not be <u>greedy</u> , you must share. I will not <u>steal</u> your <u>kite</u> . I will not play a <u>prank</u> and <u>steal</u> your <u>kite</u> .
	WRITE	1. What do I want you to share with me? I want you to share your _____ with me. 2. Will I steal your kite? Yes/No, I will/ will not steal your kite.







TUESDAY ACTIVITY 2

	READ	Read the  and  words from Activity 1.
	WRITE	Write a sentence with: swop Write a question with: lazy



WEDNESDAY ACTIVITY 1



	LOOK & SAY	share	story	barn	lazy	candle
	SOUND OUT	donkey	turkey	tiger	bite	
	READ	Is the <u>donkey</u> in the barn? Yes, the <u>donkey</u> is in the barn. Is the <u>turkey</u> in the barn? Yes, the <u>turkey</u> is in the barn. Is the <u>tiger</u> in the barn? No, the <u>tiger</u> is not in the barn. The <u>tiger</u> will <u>bite</u> the <u>donkey</u> . The <u>tiger</u> will <u>bite</u> the <u>turkey</u> . It will be <u>very</u> bad if the <u>tiger</u> is in the barn!				
	WRITE	1. Who is in the barn? The _____ and _____ are in the barn. 2. What will the tiger do to the donkey and the turkey? The tiger will _____ the donkey and the turkey.				

WEDNESDAY ACTIVITY 2

	READ	Read the  and  words from Activity 1.
	WRITE	Write the  words and  words in your dictionary. Write a sentence with: meal Write a question with: barn


THURSDAY ACTIVITY 1

	LOOK & SAY	share	story	barn	lazy	candle
	SOUND OUT	bright	read	light	proud	
		night	page	seat	scream	





	READ	 <p>Let me share a story. In the story we see a boy. We think he is lazy. Is he lazy? He sits. He sits and <u>reads</u>. He sits and plans. He sits and <u>reads</u> and plans. He thinks. He thinks of an idea. He can <u>light</u> a candle. He can <u>light</u> a <u>bright</u> candle. He can <u>light</u> a <u>bright</u> candle in the barn. He is not lazy. He plans and thinks of ideas!</p>	<p>Let me share a story. In the story we see a boy. We think he is lazy. Is he lazy? He sits. He sits and</p>
---	------	---	---

THURSDAY ACTIVITY 2





	READ	Read the  and  words from Activity 1.
---	------	---

	<p>WRITE</p>	<ol style="list-style-type: none"> 1. Who do we see in the story? We see a _____ in the story. 2. What do we think? We think _____. 3. What does he sit and do? He sits and _____ and _____. 4. What can he light? He can light a _____. 5. Is the boy lazy? Yes/ No, the boy is/is not lazy.
---	---------------------	--

FRIDAY ACTIVITY 1

	<p>READ</p>	<p>Read all the  and  words again.</p>
	<p>READ</p>	<p>Read the story from Thursday Activity 1.</p>

FRIDAY ACTIVITY 2







	<p>READ</p>	<p>Read all the  and  words again.</p>
	<p>WRITE</p>	<p>Write the sentences in your book. Fix the mistakes.</p> <ol style="list-style-type: none"> 1. is he lazy 2. he is not lazy 3. he plans and thinks of ideas

HOME LANGUAGE WORKSHEET






ENGLISH GRADE 3 TERM 1

WEEK 3




MONDAY ACTIVITY 1


	LOOK & SAY	busy	everyone	worst	ever	birthday
	SOUND OUT	sad	mad	fun	not	
		sit	think	wish	chat	
	READ	I am <u>sad</u> . I am <u>mad</u> . I am <u>sad</u> and I am <u>mad</u> . I <u>sit</u> . I <u>think</u> . I <u>sit</u> and <u>think</u> . I <u>sit</u> and <u>think</u> and I am <u>mad</u> and I am <u>sad</u> .				
	WRITE	Write the  and  words in your dictionary.				

MONDAY ACTIVITY 2





	READ	Read the  and  words from Activity 1.
	READ	Can we <u>sit</u> ? Can we <u>chat</u> ? Can we <u>sit</u> and <u>chat</u> ? It will be <u>fun</u> . It will be <u>fun</u> to <u>sit</u> and <u>chat</u> . I <u>think</u> it will be <u>fun</u> to <u>sit</u> and <u>chat</u> .
	WRITE	Write a sentence with: sad Write a question with: fun

TUESDAY ACTIVITY 1





	LOOK & SAY	busy	everyone	worst	ever	birthday
	SOUND OUT	pray	prank	prick	preen	
		press	proud			
	READ	I am not <u>proud</u> . I am not <u>proud</u> of the <u>prank</u> . It is the worst. It is the worst <u>prank</u> . It is the worst <u>prank</u> ever. Are you <u>proud</u> ? Are you <u>proud</u> of the <u>prank</u> ? Everyone is mad. Everyone is sad. It was not fun. It was not fun to see everyone sad. It was not fun to see everyone mad.				

	WRITE	1. How does everyone feel? Everyone is _____ and _____. 2. What was not fun? It was not fun to _____.
---	--------------	--







TUESDAY ACTIVITY 2

	READ	Read the  and  words from Activity 1.
	WRITE	Write a sentence with: pray Write a question with: birthday



WEDNESDAY ACTIVITY 1

	LOOK & SAY	busy	everyone	worst	ever	birthday
	SOUND OUT	light	sight	fight	night	
	READ	I see. I see a <u>light</u> . I see a <u>bright light</u> . Can you see the <u>light</u> ? Can you see the <u>bright light</u> ? It is a <u>sight</u> . It is a <u>sight</u> to see the <u>bright light</u> . It is a <u>sight</u> to see the <u>bright light</u> at <u>night</u> . It is not <u>right</u> . It is not <u>right</u> to <u>fight</u> . It is not <u>right</u> to <u>fight</u> in the <u>night</u> .				
	WRITE	1. What can I see? I can see a ____. 2. What is not right? It is not right to ____.				

WEDNESDAY ACTIVITY 2

	READ	Read the  and  words from Activity 1.
	WRITE	Write the  words and  words in your dictionary. Write a sentence with: light Write a question with: busy

THURSDAY ACTIVITY 1

	LOOK & SAY	busy	everyone	wors	ever	birthday
	SOUND OUT	proud	prick	pray	press	
		right	fight	sight	night	



READ



Mandla is sad.
Mandla is mad.
Mom is busy. Dad is busy.
Everyone is busy.
This is the worst


birthday ever! It is not right. It is not right to be busy. It is not right to be busy on my birthday. It is not right for mom to be busy. It is not right for dad to be busy. It is not right for everyone to be busy on my birthday. This is the worst birthday ever!

THURSDAY ACTIVITY 2







READ





Read the  and  words from Activity 1.

	<p>WRITE</p>	<ol style="list-style-type: none"> 1. Who is sad? _____ is sad. 2. Why is Mandla sad? He is sad because _____. 3. What is not right? It is not right for _____. 4. Who is busy? _____ is busy. 5. What kind of birthday is this? This is the _____ birthday.
---	---------------------	---

FRIDAY ACTIVITY 1

	<p>READ</p>	<p>Read all the  and  words again.</p>
	<p>READ</p>	<p>Read the story from Thursday Activity 1.</p>

FRIDAY ACTIVITY 2







	<p>READ</p>	<p>Read all the  and  words again.</p>
	<p>WRITE</p>	<p>Write the sentences in your book. Fix the mistakes.</p> <ol style="list-style-type: none"> 1. mandla is sad on his birthday 2. is it right for everyone to be busy 3. this is the worst birthday ever

HOME LANGUAGE WORKSHEET






ENGLISH GRADE 2 TERM 1

WEEK 4



MONDAY ACTIVITY 1


	LOOK & SAY	ideas	many	thought	party	what
	SOUND OUT	right	tight	night	high	
		prick	proud	prank	press	
	READ	I was <u>right</u> . I thought I was <u>right</u> . I thought I was <u>right</u> at <u>night</u> . I was <u>proud</u> . I was <u>proud</u> that I was <u>right</u> . I was <u>proud</u> that I thought that I was <u>right</u> . I was <u>proud</u> that I thought that I was <u>right</u> at <u>night</u> .				
	WRITE	Write the  and  words in your dictionary.				


MONDAY ACTIVITY 2

	READ	Read the  and  words from Activity 1.				
	READ	I have so many ideas. I have so many ideas at <u>night</u> . I have so many bright ideas at <u>night</u> . I am proud. I am <u>proud</u> of my thoughts. I am <u>proud</u> of my thoughts at <u>night</u> . I am <u>proud</u> of my bright thoughts at <u>night</u> .				
	WRITE	Write a sentence with: high Write a question with: party				

TUESDAY ACTIVITY 1


	LOOK & SAY	ideas	many	thought	party	what
	SOUND OUT	swing	swim	swop	swam	
		swop	sway			

	READ	I will <u>swim</u> . I will <u>swim</u> at the party. I will <u>swing</u> . I will <u>swim</u> at the party. I will <u>swim</u> and I will <u>swing</u> . I will <u>swim</u> and I will <u>swing</u> at the party. I will <u>sway</u> . I will <u>sway</u> at the party. I will <u>swing</u> and <u>swim</u> and <u>sway</u> at the party!
---	------	--


	WRITE	1. What will I do? I will _____ and _____ and _____. 2. Where will I swim and swing and sway? I will swim and swing and sway at the _____.
---	-------	---


TUESDAY ACTIVITY 2


	READ	Read the  and  words from Activity 1.
---	------	---

	WRITE	Write a sentence with: swim Write a question with: party
---	-------	---

WEDNESDAY ACTIVITY 1




	LOOK & SAY	ideas	many	thought	party	what
	SOUND OUT	slime	bike	bite	kite	
		hike	crime			

	READ	I will ride. I will ride my <u>bike</u> . I will ride my <u>bike</u> to the party. I will <u>bite</u> . I will <u>bite</u> the <u>slime</u> . I will <u>bite</u> the <u>slime</u> at the party. You must not. You must not <u>bite</u> . You must not <u>bite</u> the <u>slime</u> at the party. You can <u>swim</u> . You can <u>swim</u> and <u>swing</u> . You can <u>swim</u> and <u>swing</u> at the party.
---	------	--



	WRITE	1. What will I ride? I will ride my _____. 2. What will I bite at the party? I will bite _____ at the party.
---	-------	---


WEDNESDAY ACTIVITY 2

	READ	Read the  and  words from Activity 1.
---	------	---

	WRITE	Write the  words and  words in your dictionary. Write a sentence with: kite Write a question with: hike
---	--------------	--


THURSDAY ACTIVITY 1

	LOOK & SAY	ideas	many	thought	party	what
	SOUND OUT	bite	slime	swim	kite	
		swing	swop	bike	swam	





	READ	<div data-bbox="424 667 1098 1167" data-label="Image"> </div> <p>Zanele has many ideas. Zanele has many thoughts. Zanele has many ideas and thought for a party. What party will she have? What party will she like? Will she have a <u>kite</u> party? No she will not. Will she have a <u>slime</u> party? No she will not. Will she have a bike party? No she will not. What party will she have? What party will she like?</p>
---	-------------	--

THURSDAY ACTIVITY 2





	READ	Read the  and  words from Activity 1.
---	-------------	---

	<p>WRITE</p>	<ol style="list-style-type: none"> 1. Who has many ideas? _____ has many ideas. 2. What does Zanele have many thoughts and ideas about? She has many thoughts and ideas about _____. 3. Will she have a kite party? Yes/No, she will/ will not have a kite party. 4. Will she have a slime party? Yes/No, she will/ will not have a slime party. 5. Will she have a bike party? Yes/No, she will/ will not have a bike party.
---	---------------------	--

FRIDAY ACTIVITY 1

	<p>READ</p>	<p>Read all the  and  words again.</p>
	<p>READ</p>	<p>Read the story from Thursday Activity 1.</p>

FRIDAY ACTIVITY 2







	<p>READ</p>	<p>Read all the  and  words again.</p>
	<p>WRITE</p>	<p>Write the sentences in your book. Fix the mistakes.</p> <ol style="list-style-type: none"> 1. zanele has many ideas 2. will she have a kite party 3. what party will she like

HOME LANGUAGE WORKSHEET






ENGLISH GRADE 2 TERM 1

WEEK 5



MONDAY ACTIVITY 1


	LOOK & SAY	good	drove	wish	different	enough
	SOUND OUT	right	night	swop	sway	
		prick	proud	hike	crime	
	READ	I will <u>hike</u> . I like to <u>hike</u> . Do you like to <u>hike</u> ? It is good. It is good to <u>hike</u> . I <u>hike</u> at <u>night</u> . Is it good? Is it good to <u>hike</u> at <u>night</u> ? Is it <u>right</u> ? Is it <u>right</u> to <u>hike</u> at <u>night</u> ? It is not good. It is not good to <u>hike</u> at <u>night</u> . It is not <u>right</u> . It is not <u>right</u> to <u>hike</u> at <u>night</u> .				
	WRITE	Write the  and  words in your dictionary.				


MONDAY ACTIVITY 2

	READ	Read the  and  words from Activity 1.				
	READ	I will <u>prick</u> my mom. I will <u>prick</u> my mom with a pin. Is it good? Is it good to <u>prick</u> my mom? Is it good to <u>prick</u> my mom with a pin? No, it is not good! It is not good to <u>prick</u> my mom with a pin! Is it <u>right</u> ? Is it <u>right</u> to <u>prick</u> my mom? Is it <u>right</u> to <u>prick</u> my mom with a pin? No, it is not <u>right</u> ! It is not <u>right</u> to <u>prick</u> my mom with a pin!				
	WRITE	Write a sentence with: swop Write a question with: drove				

TUESDAY ACTIVITY 1


	LOOK & SAY	good	drove	wish	different	enough
	SOUND OUT	string	strain	strong	stray	
		stripe	street			

	READ	I see a dog. I see a <u>stray</u> dog. I see a <u>stray</u> dog on the <u>street</u> . I will get a <u>string</u> . I will get a <u>strong string</u> . I will get a <u>strong string</u> to help the dog. I will get a <u>strong string</u> to help the <u>stray</u> dog. He has a <u>stripe</u> . He has a <u>stripe</u> on his back. He is good. He is good dog.
---	------	---


	WRITE	1. What do I see? I see a ____. 2. What will I get to help the dog? I will get a ____.
---	-------	---


TUESDAY ACTIVITY 2


	READ	Read the  and  words from Activity 1.
---	------	---


	WRITE	Write a sentence with: strong Write a question with: wish
---	-------	--

WEDNESDAY ACTIVITY 1







	LOOK & SAY	good	drove	wish	different	enough
---	------------	------	-------	------	-----------	--------

	SOUND OUT	tiger	blind	kind	find
		kind	tiger	find	blind



	READ	I will <u>find</u> . I will <u>find</u> a <u>tiger</u> . I will <u>find</u> a <u>blind tiger</u> . The <u>blind tiger</u> is good. The <u>blind tiger</u> is <u>kind</u> . Is the <u>blind tiger</u> strong? Yes the <u>blind tiger</u> is strong. What will the <u>tiger</u> do? What will the <u>blind tiger</u> do? Will the <u>tiger</u> fight? Will the <u>blind tiger</u> fight? No, the <u>blind tiger</u> will not fight. The <u>blind tiger</u> is good and <u>kind</u> .
---	------	--



	WRITE	1. What will I find? I will find a ____. 2. Will the tiger fight? Yes/No, the tiger will/will not fight.
---	-------	---

WEDNESDAY ACTIVITY 2

	READ	Read the  and  words from Activity 1.
	WRITE	Write the  words and  words in your dictionary. Write a sentence with: tiger Write a question with: find


THURSDAY ACTIVITY 1

	LOOK & SAY	good	drove	wish	different	enough			
	SOUND OUT	tiger		blind		kind		find	
		strong		street		stray		string	





	READ		<p>Chuck is good. Chuck is <u>kind</u>. Chuck is <u>strong</u>. He is good and <u>kind</u> and <u>strong</u>. He is good and <u>kind</u> and <u>strong</u> but Chuck will wish. He will wish to be different. He thought he was not good enough. He was sad. He was sad as he drove on the <u>street</u>. He must not be sad! He must</p> <p>not wish to be different! He is good enough.</p>
---	------	---	---

THURSDAY ACTIVITY 2





	READ	Read the  and  words from Activity 1.
---	------	---

	<p>WRITE</p>	<ol style="list-style-type: none"> 1. Who is the story about? The story is about _____. 2. What does Chuck wish to be? Chuck wishes to be _____. 3. How did chuck feel as he drove on the street? Chuck felt _____ as he drove on the street. 4. What kind of truck is Chuck? Chuck is _____ and _____ and _____. 5. Is Chuck good enough? Yes/No, he is/ is not good enough.
---	---------------------	--

FRIDAY ACTIVITY 1

	<p>READ</p>	<p>Read all the  and  words again.</p>
	<p>READ</p>	<p>Read the story from Thursday Activity 1.</p>

FRIDAY ACTIVITY 2






	<p>READ</p>	<p>Read all the  and  words again.</p>
	<p>WRITE</p>	<p>Write the sentences in your book. Fix the mistakes.</p> <ol style="list-style-type: none"> 1. he must not wish to be different 2. he was sad as he drove on the street 3. he is good and kind and strong

HOME LANGUAGE WORKSHEET






ENGLISH GRADE 2 TERM 1

WEEK 6



MONDAY ACTIVITY 1


	LOOK & SAY	school	first	started	running	great
	SOUND OUT	strong	street	find	kind	
		proud	hike	bike	swim	
	READ	I am <u>strong</u> . I am <u>proud</u> . I am <u>kind</u> . I am <u>strong</u> and <u>proud</u> and <u>kind</u> . I like to be me. I like to <u>hike</u> . I like to <u>swim</u> . I like to ride my <u>bike</u> . I like to <u>hike</u> and <u>swim</u> and ride my <u>bike</u> . I like to be me. I am <u>proud</u> to be me. I think I am great!				
	WRITE	Write the  and  words in your dictionary.				


MONDAY ACTIVITY 2

	READ	Read the  and  words from Activity 1.
	READ	I ride my <u>bike</u> . I ride my <u>bike</u> to school. I ride my <u>bike</u> to school on the <u>street</u> . I think it is great. I think it is great to ride my <u>bike</u> . I think it is great to ride my <u>bike</u> to school. I think it is great to ride my <u>bike</u> to school on the <u>street</u> . Do you think it is great? Do you think it is great to ride a <u>bike</u> ? Do you think it is great to ride a <u>bike</u> to school?
	WRITE	Write a sentence with: swim Write a question with: school

TUESDAY ACTIVITY 1


	LOOK & SAY	school	first	started	running	great
	SOUND OUT	eat	seat	meat	meal	
		steal	real			

	READ	I will <u>eat</u> . I will <u>eat</u> the <u>meat</u> . It is great. It is a great <u>meal</u> . It is a great <u>meal</u> to <u>eat</u> the <u>meat</u> . I will sit. I will sit on the <u>seat</u> . I will sit on the <u>seat</u> and <u>eat</u> . I will sit on the <u>seat</u> and <u>eat</u> the <u>meat</u> . I will <u>eat</u> enough. I will <u>eat</u> enough <u>meat</u> .
---	------	---



	WRITE	1. What will I eat? I will eat the _____. 2. Where will I sit? I will sit on the _____.
---	-------	--


TUESDAY ACTIVITY 2


	READ	Read the  and  words from Activity 1.
---	------	---

	WRITE	Write a sentence with: steal Write a question with: real
---	-------	---

WEDNESDAY ACTIVITY 1




	LOOK & SAY	school	first	started	running	great
	SOUND OUT	scrap	scream	screen	scrape	
		scram				

	READ	I <u>scream</u> . I <u>scream</u> at school. Do you <u>scream</u> ? Do you <u>scream</u> at school? Is it good? Is it good to <u>scream</u> ? Is it good to <u>scream</u> at school? No it is not good. It is not good to <u>scream</u> at school. I will not <u>scream</u> . I will not <u>scream</u> at school. I will sit in my seat and I will not <u>scream</u> .
---	------	--

	WRITE	1. Where do I scream? I scream at _____. 2. Is it good to scream at school? Yes/No, it is/is not good to scream at school.
---	-------	---





WEDNESDAY ACTIVITY 2

	READ	Read the  and  words from Activity 1.
---	------	---





	WRITE	Write the  words and  words in your dictionary. Write a
---	-------	---

sentence with: scrape
Write a question with: first





THURSDAY ACTIVITY 1

	LOOK & SAY	school	first	started	running	great	
	SOUND OUT	seat		eat	real	dream	
 READ		screen		scrap	scrape	scream	
						<p>Haile is great. He is great at running. He first started running to school. He was great at running to school. Haile had</p>	
		<p>a <u>dream</u>. He had a <u>dream</u> to run. He had a <u>dream</u> to be the best. He had a <u>dream</u> to be the best at running. He will fight. He will fight to reach his <u>dream</u>! He will fight to reach his <u>dream</u> to be the best at running.</p>					





THURSDAY ACTIVITY 2

	READ	Read the  and  words from Activity 1.
	WRITE	<ol style="list-style-type: none">Who is great? _____ is great.What is Haile great at? Haile is great at _____.Where did he first start running to? He started running to _____.What did he want to be the best at? He wanted to be the best at _____.What will he do to reach his dream? He will _____ to reach his dream.

FRIDAY ACTIVITY 1

	READ	Read all the  and  words again.
	READ	Read the story from Thursday Activity 1.

FRIDAY ACTIVITY 2







	READ	Read all the  and  words again.
	WRITE	Write the sentences in your book. Fix the mistakes. <ol style="list-style-type: none">haile had a dreamhe had a dream to runhe will fight to reach his dream

HOME LANGUAGE WORKSHEET






ENGLISH GRADE 2 TERM 1

WEEK 7



MONDAY ACTIVITY 1


	LOOK & SAY	how	tyre	have	want	could
	SOUND OUT	swing	proud	strong	scream	
		real	kind	bike	night	
	READ	Can you ride? Can you ride a <u>bike</u> ? Can you ride a <u>bike</u> at <u>night</u> ? I want to ride a <u>bike</u> . I want to ride a <u>bike</u> at <u>night</u> . How do you ride a <u>bike</u> ? How do you ride a <u>bike</u> at <u>night</u> ? Could you teach me? Could you teach me to ride a <u>bike</u> at <u>night</u> ?				
	WRITE	Write the  and  words in your dictionary.				


MONDAY ACTIVITY 2

	READ	Read the  and  words from Activity 1.				
	READ	Have you seen my <u>bike</u> ? I have lost it. I lost it at <u>night</u> . I lost my <u>bike</u> at <u>night</u> . Could you be <u>kind</u> ? Could you be <u>kind</u> and help me? Could you be <u>kind</u> and help me find my <u>bike</u> ? How will we find it? How will we find the <u>bike</u> ? How will we find the <u>bike</u> that I lost at <u>night</u> ?				
	WRITE	Write a sentence with: scream Write a question with: how				

TUESDAY ACTIVITY 1


	LOOK & SAY	how	tyre	have	want	could
	SOUND OUT	catch	hatch	match	fetch	
		stretch	switch	thatch	witch	

	READ	<p>I will <u>fetch</u>. I will <u>fetch</u> the <u>match</u>. I want to <u>fetch</u> the <u>match</u>. How will you <u>fetch</u>? How will you <u>fetch</u> the <u>match</u>? It is by the <u>witch</u>. The <u>match</u> is by the <u>witch</u>. The <u>match</u> is by the <u>witch</u> in the <u>thatch</u> hut. How will <u>fetch</u> the <u>match</u> by the <u>witch</u> in the <u>thatch</u> hut?</p>
---	-------------	--


	WRITE	<p>1. What do I want to fetch? I want to fetch the _____.</p> <p>2. Where is the match? It is by the _____ in the _____ hut.</p>
---	--------------	--


TUESDAY ACTIVITY 2


	READ	<p>Read the  and  words from Activity 1.</p>
---	-------------	--


	WRITE	<p>Write a sentence with: catch Write a question with: want</p>
---	--------------	--

WEDNESDAY ACTIVITY 1

	LOOK & SAY	how	tyre	have	want	could
---	-----------------------	-----	------	------	------	-------

	SOUND OUT	fishy	meaty	smelly	tricky
		greedy	badly	dusty	very

	READ	<p>Have you seen the <u>fishy</u> fish? The <u>fishy</u> fish is <u>smelly</u>. The <u>fishy</u> fish is <u>very smelly</u>. The <u>fishy</u> fish is <u>greedy</u>. The <u>fishy</u> fish is <u>very greedy</u>. The <u>fishy</u> fish is <u>tricky</u>. The <u>fishy</u> fish is <u>very tricky</u>. The <u>fishy</u> fish is <u>very smelly</u> and <u>greedy</u> and <u>tricky</u>. How can the <u>fishy</u> fish be <u>smelly</u> and <u>greedy</u> and <u>tricky</u>?</p>
---	-------------	---


	WRITE	<p>1. Who is the story about? The story is about the _____.</p> <p>2. What kind of fish is the fishy fish? The fishy fish is very _____ and _____ and _____.</p>
---	--------------	--

WEDNESDAY ACTIVITY 2





	READ	Read the and words from Activity 1.
	WRITE	Write the words and words in your dictionary. Write a sentence with: dusty Write a question with: smelly

THURSDAY ACTIVITY 1





	LOOK & SAY	how	tyre	have	want	could			
	SOUND OUT	very		badly		dusty		tricky	
		fetch		catch		match		stretch	

	READ	 <p>Jane likes to ride her bike. She likes to ride her bike with Mandu. Jane hits her tyre. She hits her tyre on a rock. Her tyre is flat! How will she get back? It will be <u>tricky</u> to get back. It will be <u>very tricky</u> to get back with a flat tyre. Mandu could help. Mandu will go and <u>fetch</u> a pump. He will <u>fetch</u> a pump to fix the tyre.</p>
--	------	---





THURSDAY ACTIVITY 2

	READ	Read the  and  words from Activity 1.
	WRITE	<ol style="list-style-type: none">Who likes to ride her bike? _____ likes to ride her bike.What does Jane hit her tyre on? She hits her tyre on _____.Who could help? Mandu could help _____.What will Mandu go and fetch? He will go and fetch _____.Why will he fetch a pump? He will fetch a pump to _____.

FRIDAY ACTIVITY 1

	READ	Read all the  and  words again.
	READ	Read the story from Thursday Activity 1.

FRIDAY ACTIVITY 2

	READ	Read all the  and  words again.
	WRITE	Write the sentences in your book. Fix the mistakes. <ol style="list-style-type: none">she likes to ride her bike with manduher tyre is flathow will she get back

HOME LANGUAGE WORKSHEET






ENGLISH GRADE 2 TERM 1

WEEK 8

MONDAY ACTIVITY 1




	LOOK & SAY	laugh	home	hiding	found	where
	SOUND OUT	find	catch	tricky	very	
		fetch	real	street	proud	
	READ	I am hiding. Can you <u>find</u> me? Am I hiding by the <u>street</u> ? No I am not. Am I hiding by the dog? No I am not. I am hiding in a <u>tricky</u> spot. I am hiding in a <u>very tricky</u> spot. Where am I hiding? I must not laugh. I must not laugh or you will <u>find</u> me. You will <u>find</u> me and <u>catch</u> me. I am <u>proud</u> of my <u>tricky</u> hiding spot!				
	WRITE	Write the  and  words in your dictionary.				

MONDAY ACTIVITY 2





	READ	Read the  and  words from Activity 1.
	READ	I will go home. I will go home to <u>find</u> you. I will go home. I will go home to <u>catch</u> you. You are hiding. Where are you hiding? I will <u>find</u> you! Where are you hiding? I will <u>catch</u> you! You will laugh. You will laugh and I will <u>find</u> you. You will laugh and I will <u>catch</u> you. I found you! I found you hiding. I found you hiding in a <u>tricky</u> spot.
	WRITE	Write a sentence with: tricky Write a question with: where

TUESDAY ACTIVITY 1




	LOOK & SAY	laugh	home	hiding	found	where
---	------------	-------	------	--------	-------	-------


	SOUND OUT	key	donkey	turkey	valley
		donkey	key	valley	turkey
	READ	I found a <u>donkey</u> . I found a <u>turkey</u> . I found a <u>donkey</u> and a <u>turkey</u> . Where did you find the <u>donkey</u> ? Where did you find the <u>turkey</u> ? I found the <u>donkey</u> in the <u>valley</u> . I found the <u>donkey</u> hiding in the <u>valley</u> . I found the <u>turkey</u> in the <u>valley</u> . I found the <u>turkey</u> hiding in the <u>valley</u> . I found the <u>donkey</u> and the <u>turkey</u> hiding in the <u>valley</u> .			
	WRITE	1. What did I find? I found a _____ and a _____. 2. Where did I find them? I found them in the _____.			

TUESDAY ACTIVITY 2







	READ	Read the  and  words from Activity 1.
	WRITE	Write a sentence with: key Write a question with: donkey

WEDNESDAY ACTIVITY 1



	LOOK & SAY	laugh	home	hiding	found	where
	SOUND OUT	cage	rage	page	sage	
		age	stage	wage	engage	
	READ	I see a <u>cage</u> . Where is the <u>cage</u> ? The <u>cage</u> is on the <u>stage</u> . I will hide. I will hide in the <u>cage</u> . I will hide in the <u>cage</u> on the <u>stage</u> . I will not laugh. I will not laugh in the <u>cage</u> . I will not laugh in the <u>cage</u> on the <u>stage</u> . I will not get in a <u>rage</u> . I will not get in a <u>rage</u> in the <u>cage</u> . I will not get in a <u>rage</u> in the <u>cage</u> on the <u>stage</u> . You will not find me hiding in the <u>cage</u> on the <u>stage</u> !				


	WRITE	<p>1. What do I see? I see a _____.</p> <p>2. Where is the cage? The cage is on the _____.</p>
---	--------------	--

WEDNESDAY ACTIVITY 2





	READ	Read the  and  words from Activity 1.
	WRITE	Write the  words and  words in your dictionary. Write a sentence with: page Write a question with: home

THURSDAY ACTIVITY 1





	LOOK & SAY	laugh	home	hiding	found	where
	SOUND OUT	rage	cage	key	donkey	
		valley	turkey	page	age	

	READ	<div data-bbox="406 1086 1029 1803" data-label="Image"> </div> <p>Siviwe likes to hide. Where is Siviwe hiding? Is he hiding in the <u>cage</u>? No he is not. Is he hiding in the <u>valley</u>? No he is not. Is he hiding by the <u>turkey</u>? No he is not. Is he hiding at home? No he is not. Where is he hiding? We cannot find him. Is he hiding in the drum? Yes he is.</p> <p>He was hiding in the drum. We found him. We found Siviwe!</p>
---	-------------	--





THURSDAY ACTIVITY 2

	READ	Read the  and  words from Activity 1.
	WRITE	<ol style="list-style-type: none">Who likes to hide? _____ likes to hide.Where was the first place we thought he was hiding? Firstly we thought he was hiding in the _____.Where was the second place we thought he was hiding? Secondly we thought he was hiding in the _____.Where was the third place we thought he was hiding? Thirdly we thought he was hiding by the _____.Where was Siviwe hiding? He was hiding in the _____.

FRIDAY ACTIVITY 1

	READ	Read all the  and  words again.
	READ	Read the story from Thursday Activity 1.

FRIDAY ACTIVITY 2

	READ	Read all the  and  words again.
	WRITE	Write the sentences in your book. Fix the mistakes. <ol style="list-style-type: none">where is siviwe hidingis he hiding in the drumwe found siviwe

HOME LANGUAGE WORKSHEET






ENGLISH GRADE 2 TERM 1

WEEK 9



MONDAY ACTIVITY 1



	LOOK & SAY	together	please	buy	half	work
	SOUND OUT	greedy	kind	key	very	
		catch	strong	swim	hike	
	READ	I am <u>strong</u> . I am <u>very strong</u> . Are you <u>strong</u> ? Are you <u>very strong</u> ? I am <u>kind</u> . I am <u>very kind</u> . Are you <u>kind</u> ? Are you <u>very kind</u> ? I am not <u>greedy</u> . I am not <u>very greedy</u> . Are you <u>greedy</u> ? Are you <u>very greedy</u> ? I like to <u>swim</u> . Do you like to <u>swim</u> ? I like to <u>hike</u> . Do you like to <u>hike</u> ?				
	WRITE	Write the  and  words in your dictionary.				

MONDAY ACTIVITY 2





	READ	Read the  and  words from Activity 1.				
	READ	I like to play. I do not like to work. I like to <u>swim</u> . I do not like to work. I like to <u>hike</u> . I do not like to work. I like to play and <u>swim</u> and <u>hike</u> but I do not like to work. Do you like to play? Do you like to <u>swim</u> ? Do you like to <u>hike</u> ? Do you like to work?				
	WRITE	Write a sentence with: catch Write a question with: please				

TUESDAY ACTIVITY 1





	LOOK & SAY	together	please	buy	half	work
	SOUND OUT	fight	bike	string	find	
		eat	steal	crime	meat	

	READ	<p>I want to <u>eat</u>. I want to <u>eat</u> the <u>meat</u>. Could I <u>steal</u> the <u>meat</u>? Could I <u>steal</u> the <u>meat</u> that I want to <u>eat</u>? No, it is a <u>crime</u>. It is a <u>crime</u> to <u>steal</u>. It is a <u>crime</u> to <u>steal</u> the <u>meat</u>. You must buy the <u>meat</u>. You must buy the <u>meat</u> that you want to <u>eat</u>. Please do not <u>steal</u>! Please do not <u>steal</u> the <u>meat</u>!</p>
	WRITE	<p>1. What do I want to eat? I want to eat the _____.</p> <p>2. What is a crime? It is a crime to _____.</p>







TUESDAY ACTIVITY 2

	READ	Read the  and  words from Activity 1.
	WRITE	Write a sentence with: crime Write a question with: work



WEDNESDAY ACTIVITY 1



	LOOK & SAY	together	please	buy	half	work
	SOUND OUT	fright	smelly	tiger	light	
		prank	cage	fetch	scream	
	READ	<p>I will play a <u>prank</u>. I will play a <u>prank</u> on mom. I will buy the <u>tiger</u>. I will buy the <u>tiger</u> in the <u>cage</u>. The <u>tiger</u> is <u>smelly</u>. My mom will see the <u>tiger</u>. She will see the <u>smelly</u> <u>tiger</u>. Mom will get a <u>fright</u>. She will get a big <u>fright</u>. Mom will <u>scream</u>. I will laugh. I will laugh when mom gets a <u>fright</u>. I will laugh when mom <u>screams</u>!</p>				
	WRITE	<p>1. Who will I play a prank on? I will play a prank on _____.</p> <p>2. What will I buy? I will buy the _____.</p>				

WEDNESDAY ACTIVITY 2





	READ	Read the  and  words from Activity 1.
	WRITE	Write the  words and  words in your dictionary. Write a sentence with: fright Write a question with: buy

THURSDAY ACTIVITY 1





	LOOK & SAY	together	please	buy	half	work
	SOUND OUT	ride	street	bike	proud	
		very	find	page	stretch	

	READ	 <p>Marie wants a <u>bike</u>. She wants to <u>ride</u> with Busi. Busi has a <u>bike</u>. "Please can you buy me a <u>bike</u> dad?" Marie asks. "I will pay half." Dad says. Marie will work. She will work to buy the <u>bike</u>. She wants to <u>ride</u> her <u>bike</u>. She wants to ride her <u>bike</u> in the <u>street</u> with Busi. Marie has enough to buy the <u>bike</u>! Marie is very <u>proud</u> that she has enough. She can <u>ride</u> together with Busi.</p>	<p>Marie wants a <u>bike</u>. She wants to <u>ride</u> with Busi. Busi has a <u>bike</u>. "Please can you buy me a <u>bike</u> dad?" Marie asks. "I will pay half." Dad says. Marie</p>
---	------	---	---





THURSDAY ACTIVITY 2

	READ	Read the  and  words from Activity 1.
	WRITE	<ol style="list-style-type: none">Who wants a bike? _____ wants a bike.Who has a bike? _____ has a bike.How much will dad pay? Dad will pay _____.What will Marie do to buy the bike? Marie will _____ to buy the bike.How does Marie feel that she has enough to buy the bike? Marie feels _____ that she has enough to buy the bike.

FRIDAY ACTIVITY 1

	READ	Read all the  and  words again.
	READ	Read the story from Thursday Activity 1.

FRIDAY ACTIVITY 2







	READ	Read all the  and  words again.
	WRITE	Write the sentences in your book. Fix the mistakes. <ol style="list-style-type: none">she wants to ride with busiplease can you buy me a bike dad marie asksmarie has enough to buy the bike

HOME LANGUAGE WORKSHEET






ENGLISH GRADE 2 TERM 1

WEEK 10



MONDAY ACTIVITY 1



	LOOK & SAY	share	story	barn	lazy	candle
	SOUND OUT	prick	donkey	bite	fight	
		right	fetch	rage	night	
	READ	I will <u>prick</u> the <u>donkey</u> . I will <u>prick</u> the <u>donkey</u> with a pin. I will <u>fetch</u> the pin. I will <u>fetch</u> the pin to <u>prick</u> the <u>donkey</u> . The <u>donkey</u> is in the barn. It is not <u>right</u> ! It is not <u>right</u> to <u>prick</u> the <u>donkey</u> . It is not <u>right</u> to <u>prick</u> the <u>donkey</u> with a pin. The <u>donkey</u> will <u>bite</u> you. The <u>donkey</u> will <u>bite</u> you if you <u>prick</u> it with a pin!				
	WRITE	Write the  and  words in your dictionary.				

MONDAY ACTIVITY 2





	READ	Read the  and  words from Activity 1.				
	READ	Please do not <u>fight</u> . Please do not <u>fight</u> at <u>night</u> . It is not <u>right</u> . It is not <u>right</u> to <u>fight</u> at <u>night</u> . Do not get into a <u>rage</u> . Do not get into a <u>rage</u> at <u>night</u> . It is not <u>right</u> . It is not <u>right</u> to get into a <u>rage</u> . It is not <u>right</u> to get into a <u>rage</u> at <u>night</u> .				
	WRITE	Write a sentence with: fight Write a question with: story				

TUESDAY ACTIVITY 1





	LOOK & SAY	share	story	barn	lazy	candle
	SOUND OUT	swop	swing	bike	kite	
		steal	greedy	prank	kind	

	READ	Will you be <u>kind</u> ? Will you be <u>kind</u> and share? Will you be <u>kind</u> and share your <u>kite</u> ? Will you be <u>kind</u> and share your <u>kite</u> with me. I have a <u>kite</u> . We can <u>swop</u> . You must not be <u>greedy</u> . You must not be <u>greedy</u> , you must share. I will not <u>steal</u> your <u>kite</u> . I will not play a <u>prank</u> and <u>steal</u> your <u>kite</u> .
	WRITE	1. What do I want you to share with me? I want you to share your _____ with me. 2. Will I steal your kite? Yes/No, I will/ will not steal your kite.







TUESDAY ACTIVITY 2

	READ	Read the  and  words from Activity 1.
	WRITE	Write a sentence with: swop Write a question with: lazy



WEDNESDAY ACTIVITY 1



	LOOK & SAY	share	story	barn	lazy	candle
	SOUND OUT	donkey	turkey	tiger	bite	
	READ	Is the <u>donkey</u> in the barn? Yes, the <u>donkey</u> is in the barn. Is the <u>turkey</u> in the barn? Yes, the <u>turkey</u> is in the barn. Is the <u>tiger</u> in the barn? No, the <u>tiger</u> is not in the barn. The <u>tiger</u> will <u>bite</u> the <u>donkey</u> . The <u>tiger</u> will <u>bite</u> the <u>turkey</u> . It will be <u>very</u> bad if the <u>tiger</u> is in the barn!				
	WRITE	1. Who is in the barn? The _____ and _____ are in the barn. 2. What will the tiger do to the donkey and the turkey? The tiger will _____ the donkey and the turkey.				

WEDNESDAY ACTIVITY 2

	READ	Read the  and  words from Activity 1.
	WRITE	Write the  words and  words in your dictionary. Write a sentence with: meal Write a question with: barn


THURSDAY ACTIVITY 1

	LOOK & SAY	share	story	barn	lazy	candle
	SOUND OUT	bright	read	light	proud	
		night	page	seat	scream	





	READ	 <p>Let me share a story. In the story we see a boy. We think he is lazy. Is he lazy? He sits. He sits and <u>reads</u>. He sits and plans. He sits and <u>reads</u> and plans. He thinks. He thinks of an idea. He can <u>light</u> a candle. He can <u>light</u> a <u>bright</u> candle. He can <u>light</u> a <u>bright</u> candle in the barn. He is not lazy. He plans and thinks of ideas!</p>	<p>Let me share a story. In the story we see a boy. We think he is lazy. Is he lazy? He sits. He sits and</p>
---	------	---	---

THURSDAY ACTIVITY 2





	READ	Read the  and  words from Activity 1.
---	------	---

	<p>WRITE</p>	<ol style="list-style-type: none"> 1. Who do we see in the story? We see a _____ in the story. 2. What do we think? We think _____. 3. What does he sit and do? He sits and _____ and _____. 4. What can he light? He can light a _____. 5. Is the boy lazy? Yes/ No, the boy is/is not lazy.
---	---------------------	--

FRIDAY ACTIVITY 1

	<p>READ</p>	<p>Read all the  and  words again.</p>
	<p>READ</p>	<p>Read the story from Thursday Activity 1.</p>

FRIDAY ACTIVITY 2







	<p>READ</p>	<p>Read all the  and  words again.</p>
	<p>WRITE</p>	<p>Write the sentences in your book. Fix the mistakes.</p> <ol style="list-style-type: none"> 1. is he lazy 2. he is not lazy 3. he plans and thinks of ideas

HOME LANGUAGE WORKSHEET






ENGLISH GRADE 3 TERM 1

WEEK 3




MONDAY ACTIVITY 1


	LOOK & SAY	busy	everyone	worst	ever	birthday
	SOUND OUT	sad	mad	fun	not	
		sit	think	wish	chat	
	READ	I am <u>sad</u> . I am <u>mad</u> . I am <u>sad</u> and I am <u>mad</u> . I <u>sit</u> . I <u>think</u> . I <u>sit</u> and <u>think</u> . I <u>sit</u> and <u>think</u> and I am <u>mad</u> and I am <u>sad</u> .				
	WRITE	Write the  and  words in your dictionary.				

MONDAY ACTIVITY 2





	READ	Read the  and  words from Activity 1.
	READ	Can we <u>sit</u> ? Can we <u>chat</u> ? Can we <u>sit</u> and <u>chat</u> ? It will be <u>fun</u> . It will be <u>fun</u> to <u>sit</u> and <u>chat</u> . I <u>think</u> it will be <u>fun</u> to <u>sit</u> and <u>chat</u> .
	WRITE	Write a sentence with: sad Write a question with: fun

TUESDAY ACTIVITY 1





	LOOK & SAY	busy	everyone	worst	ever	birthday
	SOUND OUT	pray	prank	prick	preen	
		press	proud			
	READ	I am not <u>proud</u> . I am not <u>proud</u> of the <u>prank</u> . It is the worst. It is the worst <u>prank</u> . It is the worst <u>prank</u> ever. Are you <u>proud</u> ? Are you <u>proud</u> of the <u>prank</u> ? Everyone is mad. Everyone is sad. It was not fun. It was not fun to see everyone sad. It was not fun to see everyone mad.				

	WRITE	1. How does everyone feel? Everyone is _____ and _____. 2. What was not fun? It was not fun to _____.
---	--------------	--







TUESDAY ACTIVITY 2

	READ	Read the  and  words from Activity 1.
	WRITE	Write a sentence with: pray Write a question with: birthday



WEDNESDAY ACTIVITY 1

	LOOK & SAY	busy	everyone	worst	ever	birthday
	SOUND OUT	light	sight	fight	night	
	READ	I see. I see a <u>light</u> . I see a <u>bright light</u> . Can you see the <u>light</u> ? Can you see the <u>bright light</u> ? It is a <u>sight</u> . It is a <u>sight</u> to see the <u>bright light</u> . It is a <u>sight</u> to see the <u>bright light</u> at <u>night</u> . It is not <u>right</u> . It is not <u>right</u> to <u>fight</u> . It is not <u>right</u> to <u>fight</u> in the <u>night</u> .				
	WRITE	1. What can I see? I can see a ____. 2. What is not right? It is not right to ____.				

WEDNESDAY ACTIVITY 2

	READ	Read the  and  words from Activity 1.
	WRITE	Write the  words and  words in your dictionary. Write a sentence with: light Write a question with: busy

THURSDAY ACTIVITY 1

	LOOK & SAY	busy	everyone	wors	ever	birthday
	SOUND OUT	proud	prick	pray	press	
		right	fight	sight	night	



READ



Mandla is sad.
Mandla is mad.
Mom is busy. Dad is busy.
Everyone is busy.
This is the worst


birthday ever! It is not right. It is not right to be busy. It is not right to be busy on my birthday. It is not right for mom to be busy. It is not right for dad to be busy. It is not right for everyone to be busy on my birthday. This is the worst birthday ever!

THURSDAY ACTIVITY 2







READ





Read the  and  words from Activity 1.

	<p>WRITE</p>	<ol style="list-style-type: none"> 1. Who is sad? _____ is sad. 2. Why is Mandla sad? He is sad because _____. 3. What is not right? It is not right for _____. 4. Who is busy? _____ is busy. 5. What kind of birthday is this? This is the _____ birthday.
---	---------------------	---

FRIDAY ACTIVITY 1

	<p>READ</p>	<p>Read all the  and  words again.</p>
	<p>READ</p>	<p>Read the story from Thursday Activity 1.</p>

FRIDAY ACTIVITY 2







	<p>READ</p>	<p>Read all the  and  words again.</p>
	<p>WRITE</p>	<p>Write the sentences in your book. Fix the mistakes.</p> <ol style="list-style-type: none"> 1. mandla is sad on his birthday 2. is it right for everyone to be busy 3. this is the worst birthday ever

HOME LANGUAGE WORKSHEET






ENGLISH GRADE 2 TERM 1

WEEK 4



MONDAY ACTIVITY 1


	LOOK & SAY	ideas	many	thought	party	what
	SOUND OUT	right	tight	night	high	
		prick	proud	prank	press	
	READ	I was <u>right</u> . I thought I was <u>right</u> . I thought I was <u>right</u> at <u>night</u> . I was <u>proud</u> . I was <u>proud</u> that I was <u>right</u> . I was <u>proud</u> that I thought that I was <u>right</u> . I was <u>proud</u> that I thought that I was <u>right</u> at <u>night</u> .				
	WRITE	Write the  and  words in your dictionary.				


MONDAY ACTIVITY 2

	READ	Read the  and  words from Activity 1.				
	READ	I have so many ideas. I have so many ideas at <u>night</u> . I have so many bright ideas at <u>night</u> . I am proud. I am <u>proud</u> of my thoughts. I am <u>proud</u> of my thoughts at <u>night</u> . I am <u>proud</u> of my bright thoughts at <u>night</u> .				
	WRITE	Write a sentence with: high Write a question with: party				

TUESDAY ACTIVITY 1


	LOOK & SAY	ideas	many	thought	party	what
	SOUND OUT	swing	swim	swop	swam	
		swop	sway			

	READ	I will <u>swim</u> . I will <u>swim</u> at the party. I will <u>swing</u> . I will <u>swim</u> at the party. I will <u>swim</u> and I will <u>swing</u> . I will <u>swim</u> and I will <u>swing</u> at the party. I will <u>sway</u> . I will <u>sway</u> at the party. I will <u>swing</u> and <u>swim</u> and <u>sway</u> at the party!
---	------	--

	WRITE	1. What will I do? I will _____ and _____ and _____. 2. Where will I swim and swing and sway? I will swim and swing and sway at the _____.
---	-------	---


TUESDAY ACTIVITY 2


	READ	Read the  and  words from Activity 1.
---	------	---

	WRITE	Write a sentence with: swim Write a question with: party
---	-------	---

WEDNESDAY ACTIVITY 1




	LOOK & SAY	ideas	many	thought	party	what
	SOUND OUT	slime	bike	bite	kite	
		hike	crime			

	READ	I will ride. I will ride my <u>bike</u> . I will ride my <u>bike</u> to the party. I will <u>bite</u> . I will <u>bite</u> the <u>slime</u> . I will <u>bite</u> the <u>slime</u> at the party. You must not. You must not <u>bite</u> . You must not <u>bite</u> the <u>slime</u> at the party. You can <u>swim</u> . You can <u>swim</u> and <u>swing</u> . You can <u>swim</u> and <u>swing</u> at the party.
---	------	--



	WRITE	1. What will I ride? I will ride my _____. 2. What will I bite at the party? I will bite _____ at the party.
---	-------	---



WEDNESDAY ACTIVITY 2

	READ	Read the  and  words from Activity 1.
---	------	---

	WRITE	Write the  words and  words in your dictionary. Write a sentence with: kite Write a question with: hike
---	--------------	--


THURSDAY ACTIVITY 1

	LOOK & SAY	ideas	many	thought	party	what
	SOUND OUT	bite	slime	swim	kite	
		swing	swop	bike	swam	





	READ	<div style="display: flex; align-items: center;">  <div style="margin-left: 20px;"> <p>Zanele has many ideas. Zanele has many thoughts. Zanele has many ideas and thought for a party. What party will she have? What party will she like? Will she have a <u>kite</u> party? No she will not. Will she have a <u>slime</u> party? No she will not. Will she have a bike party? No she will not. What party will she have? What party will she like?</p> </div> </div>
---	-------------	---

THURSDAY ACTIVITY 2





	READ	Read the  and  words from Activity 1.
---	-------------	---

	<p style="text-align: center;">WRITE</p>	<ol style="list-style-type: none"> 1. Who has many ideas? _____ has many ideas. 2. What does Zanele have many thoughts and ideas about? She has many thoughts and ideas about _____. 3. Will she have a kite party? Yes/No, she will/ will not have a kite party. 4. Will she have a slime party? Yes/No, she will/ will not have a slime party. 5. Will she have a bike party? Yes/No, she will/ will not have a bike party.
---	---	--

FRIDAY ACTIVITY 1

	<p style="text-align: center;">READ</p>	<p>Read all the  and  words again.</p>
	<p style="text-align: center;">READ</p>	<p>Read the story from Thursday Activity 1.</p>

FRIDAY ACTIVITY 2







	<p style="text-align: center;">READ</p>	<p>Read all the  and  words again.</p>
	<p style="text-align: center;">WRITE</p>	<p>Write the sentences in your book. Fix the mistakes.</p> <ol style="list-style-type: none"> 1. zanele has many ideas 2. will she have a kite party 3. what party will she like

HOME LANGUAGE WORKSHEET






ENGLISH GRADE 2 TERM 1

WEEK 5



MONDAY ACTIVITY 1


	LOOK & SAY	good	drove	wish	different	enough
	SOUND OUT	right	night	swop	sway	
		prick	proud	hike	crime	
	READ	I will <u>hike</u> . I like to <u>hike</u> . Do you like to <u>hike</u> ? It is good. It is good to <u>hike</u> . I <u>hike</u> at <u>night</u> . Is it good? Is it good to <u>hike</u> at <u>night</u> ? Is it <u>right</u> ? Is it <u>right</u> to <u>hike</u> at <u>night</u> ? It is not good. It is not good to <u>hike</u> at <u>night</u> . It is not <u>right</u> . It is not <u>right</u> to <u>hike</u> at <u>night</u> .				
	WRITE	Write the  and  words in your dictionary.				


MONDAY ACTIVITY 2

	READ	Read the  and  words from Activity 1.				
	READ	I will <u>prick</u> my mom. I will <u>prick</u> my mom with a pin. Is it good? Is it good to <u>prick</u> my mom? Is it good to <u>prick</u> my mom with a pin? No, it is not good! It is not good to <u>prick</u> my mom with a pin! Is it <u>right</u> ? Is it <u>right</u> to <u>prick</u> my mom? Is it <u>right</u> to <u>prick</u> my mom with a pin? No, it is not <u>right</u> ! It is not <u>right</u> to <u>prick</u> my mom with a pin!				
	WRITE	Write a sentence with: swop Write a question with: drove				

TUESDAY ACTIVITY 1


	LOOK & SAY	good	drove	wish	different	enough
	SOUND OUT	string	strain	strong	stray	
		stripe	street			

	READ	I see a dog. I see a <u>stray</u> dog. I see a <u>stray</u> dog on the <u>street</u> . I will get a <u>string</u> . I will get a <u>strong string</u> . I will get a <u>strong string</u> to help the dog. I will get a <u>strong string</u> to help the <u>stray</u> dog. He has a <u>stripe</u> . He has a <u>stripe</u> on his back. He is good. He is good dog.
---	------	---


	WRITE	1. What do I see? I see a ____. 2. What will I get to help the dog? I will get a ____.
---	-------	---


TUESDAY ACTIVITY 2


	READ	Read the  and  words from Activity 1.
---	------	---


	WRITE	Write a sentence with: strong Write a question with: wish
---	-------	--

WEDNESDAY ACTIVITY 1







	LOOK & SAY	good	drove	wish	different	enough
---	------------	------	-------	------	-----------	--------

	SOUND OUT	tiger	blind	kind	find
		kind	tiger	find	blind



	READ	I will <u>find</u> . I will <u>find</u> a <u>tiger</u> . I will <u>find</u> a <u>blind tiger</u> . The <u>blind tiger</u> is good. The <u>blind tiger</u> is <u>kind</u> . Is the <u>blind tiger</u> strong? Yes the <u>blind tiger</u> is strong. What will the <u>tiger</u> do? What will the <u>blind tiger</u> do? Will the <u>tiger</u> fight? Will the <u>blind tiger</u> fight? No, the <u>blind tiger</u> will not fight. The <u>blind tiger</u> is good and <u>kind</u> .
---	------	--



	WRITE	1. What will I find? I will find a ____. 2. Will the tiger fight? Yes/No, the tiger will/will not fight.
---	-------	---

WEDNESDAY ACTIVITY 2

	READ	Read the  and  words from Activity 1.
	WRITE	Write the  words and  words in your dictionary. Write a sentence with: tiger Write a question with: find


THURSDAY ACTIVITY 1

	LOOK & SAY	good	drove	wish	different	enough			
	SOUND OUT	tiger		blind		kind		find	
		strong		street		stray		string	





	READ		<p>Chuck is good. Chuck is <u>kind</u>. Chuck is <u>strong</u>. He is good and <u>kind</u> and <u>strong</u>. He is good and <u>kind</u> and <u>strong</u> but Chuck will wish. He will wish to be different. He thought he was not good enough. He was sad. He was sad as he drove on the <u>street</u>. He must not be sad! He must</p> <p>not wish to be different! He is good enough.</p>
---	------	---	---

THURSDAY ACTIVITY 2





	READ	Read the  and  words from Activity 1.
---	------	---

	<p>WRITE</p>	<ol style="list-style-type: none"> 1. Who is the story about? The story is about _____. 2. What does Chuck wish to be? Chuck wishes to be _____. 3. How did chuck feel as he drove on the street? Chuck felt _____ as he drove on the street. 4. What kind of truck is Chuck? Chuck is _____ and _____ and _____. 5. Is Chuck good enough? Yes/No, he is/ is not good enough.
---	---------------------	--

FRIDAY ACTIVITY 1

	<p>READ</p>	<p>Read all the  and  words again.</p>
	<p>READ</p>	<p>Read the story from Thursday Activity 1.</p>

FRIDAY ACTIVITY 2






	<p>READ</p>	<p>Read all the  and  words again.</p>
	<p>WRITE</p>	<p>Write the sentences in your book. Fix the mistakes.</p> <ol style="list-style-type: none"> 1. he must not wish to be different 2. he was sad as he drove on the street 3. he is good and kind and strong

HOME LANGUAGE WORKSHEET






ENGLISH GRADE 2 TERM 1

WEEK 6



MONDAY ACTIVITY 1


	LOOK & SAY	school	first	started	running	great
	SOUND OUT	strong	street	find	kind	
		proud	hike	bike	swim	
	READ	I am <u>strong</u> . I am <u>proud</u> . I am <u>kind</u> . I am <u>strong</u> and <u>proud</u> and <u>kind</u> . I like to be me. I like to <u>hike</u> . I like to <u>swim</u> . I like to ride my <u>bike</u> . I like to <u>hike</u> and <u>swim</u> and ride my <u>bike</u> . I like to be me. I am <u>proud</u> to be me. I think I am great!				
	WRITE	Write the  and  words in your dictionary.				


MONDAY ACTIVITY 2

	READ	Read the  and  words from Activity 1.
	READ	I ride my <u>bike</u> . I ride my <u>bike</u> to school. I ride my <u>bike</u> to school on the <u>street</u> . I think it is great. I think it is great to ride my <u>bike</u> . I think it is great to ride my <u>bike</u> to school. I think it is great to ride my <u>bike</u> to school on the <u>street</u> . Do you think it is great? Do you think it is great to ride a <u>bike</u> ? Do you think it is great to ride a <u>bike</u> to school?
	WRITE	Write a sentence with: swim Write a question with: school

TUESDAY ACTIVITY 1


	LOOK & SAY	school	first	started	running	great
	SOUND OUT	eat	seat	meat	meal	
		steal	real			

	READ	I will <u>eat</u> . I will <u>eat</u> the <u>meat</u> . It is great. It is a great <u>meal</u> . It is a great <u>meal</u> to <u>eat</u> the <u>meat</u> . I will sit. I will sit on the <u>seat</u> . I will sit on the <u>seat</u> and <u>eat</u> . I will sit on the <u>seat</u> and <u>eat</u> the <u>meat</u> . I will <u>eat</u> enough. I will <u>eat</u> enough <u>meat</u> .
---	------	---



	WRITE	1. What will I eat? I will eat the _____. 2. Where will I sit? I will sit on the _____.
---	-------	--


TUESDAY ACTIVITY 2


	READ	Read the  and  words from Activity 1.
---	------	---

	WRITE	Write a sentence with: steal Write a question with: real
---	-------	---

WEDNESDAY ACTIVITY 1




	LOOK & SAY	school	first	started	running	great
	SOUND OUT	scrap	scream	screen	scrape	
		scram				

	READ	I <u>scream</u> . I <u>scream</u> at school. Do you <u>scream</u> ? Do you <u>scream</u> at school? Is it good? Is it good to <u>scream</u> ? Is it good to <u>scream</u> at school? No it is not good. It is not good to <u>scream</u> at school. I will not <u>scream</u> . I will not <u>scream</u> at school. I will sit in my seat and I will not <u>scream</u> .
---	------	--

	WRITE	1. Where do I scream? I scream at _____. 2. Is it good to scream at school? Yes/No, it is/is not good to scream at school.
---	-------	---



WEDNESDAY ACTIVITY 2



	READ	Read the  and  words from Activity 1.
---	------	---

	WRITE	Write the  words and  words in your dictionary. Write a
---	-------	---





sentence with: scrape
Write a question with: first

THURSDAY ACTIVITY 1





	LOOK & SAY	school	first	started	running	great			
	SOUND OUT	seat		eat		real		dream	
		screen		scrap		scrape		scream	

	READ	 <p>Haile is great. He is great at running. He first started running to school. He was great at running to school. Haile had a <u>dream</u>. He had a <u>dream</u> to run. He had a <u>dream</u> to be the best. He had a <u>dream</u> to be the best at running. He will fight. He will fight to reach his <u>dream</u>! He will fight to reach his <u>dream</u> to be the best at running.</p>
---	------	---





THURSDAY ACTIVITY 2

	READ	Read the  and  words from Activity 1.
	WRITE	<ol style="list-style-type: none">Who is great? _____ is great.What is Haile great at? Haile is great at _____.Where did he first start running to? He started running to _____.What did he want to be the best at? He wanted to be the best at _____.What will he do to reach his dream? He will _____ to reach his dream.

FRIDAY ACTIVITY 1

	READ	Read all the  and  words again.
	READ	Read the story from Thursday Activity 1.

FRIDAY ACTIVITY 2







	READ	Read all the  and  words again.
	WRITE	Write the sentences in your book. Fix the mistakes. <ol style="list-style-type: none">haile had a dreamhe had a dream to runhe will fight to reach his dream

HOME LANGUAGE WORKSHEET






ENGLISH GRADE 2 TERM 1

WEEK 7



MONDAY ACTIVITY 1


	LOOK & SAY	how	tyre	have	want	could
	SOUND OUT	swing	proud	strong	scream	
		real	kind	bike	night	
	READ	Can you ride? Can you ride a <u>bike</u> ? Can you ride a <u>bike</u> at <u>night</u> ? I want to ride a <u>bike</u> . I want to ride a <u>bike</u> at <u>night</u> . How do you ride a <u>bike</u> ? How do you ride a <u>bike</u> at <u>night</u> ? Could you teach me? Could you teach me to ride a <u>bike</u> at <u>night</u> ?				
	WRITE	Write the  and  words in your dictionary.				


MONDAY ACTIVITY 2

	READ	Read the  and  words from Activity 1.				
	READ	Have you seen my <u>bike</u> ? I have lost it. I lost it at <u>night</u> . I lost my <u>bike</u> at <u>night</u> . Could you be <u>kind</u> ? Could you be <u>kind</u> and help me? Could you be <u>kind</u> and help me find my <u>bike</u> ? How will we find it? How will we find the <u>bike</u> ? How will we find the <u>bike</u> that I lost at <u>night</u> ?				
	WRITE	Write a sentence with: scream Write a question with: how				

TUESDAY ACTIVITY 1


	LOOK & SAY	how	tyre	have	want	could
	SOUND OUT	catch	hatch	match	fetch	
		stretch	switch	thatch	witch	

	READ	<p>I will <u>fetch</u>. I will <u>fetch</u> the <u>match</u>. I want to <u>fetch</u> the <u>match</u>. How will you <u>fetch</u>? How will you <u>fetch</u> the <u>match</u>? It is by the <u>witch</u>. The <u>match</u> is by the <u>witch</u>. The <u>match</u> is by the <u>witch</u> in the <u>thatch</u> hut. How will <u>fetch</u> the <u>match</u> by the <u>witch</u> in the <u>thatch</u> hut?</p>
---	-------------	--


	WRITE	<p>1. What do I want to fetch? I want to fetch the _____.</p> <p>2. Where is the match? It is by the _____ in the _____ hut.</p>
---	--------------	--


TUESDAY ACTIVITY 2


	READ	<p>Read the  and  words from Activity 1.</p>
---	-------------	--


	WRITE	<p>Write a sentence with: catch Write a question with: want</p>
---	--------------	--

WEDNESDAY ACTIVITY 1

	LOOK & SAY	how	tyre	have	want	could
---	-----------------------	-----	------	------	------	-------

	SOUND OUT	fishy	meaty	smelly	tricky
		greedy	badly	dusty	very

	READ	<p>Have you seen the <u>fishy</u> fish? The <u>fishy</u> fish is <u>smelly</u>. The <u>fishy</u> fish is <u>very smelly</u>. The <u>fishy</u> fish is <u>greedy</u>. The <u>fishy</u> fish is <u>very greedy</u>. The <u>fishy</u> fish is <u>tricky</u>. The <u>fishy</u> fish is <u>very tricky</u>. The <u>fishy</u> fish is <u>very smelly</u> and <u>greedy</u> and <u>tricky</u>. How can the <u>fishy</u> fish be <u>smelly</u> and <u>greedy</u> and <u>tricky</u>?</p>
---	-------------	---


	WRITE	<p>1. Who is the story about? The story is about the _____.</p> <p>2. What kind of fish is the fishy fish? The fishy fish is very _____ and _____ and _____.</p>
---	--------------	--

WEDNESDAY ACTIVITY 2





	READ	Read the and words from Activity 1.
	WRITE	Write the words and words in your dictionary. Write a sentence with: dusty Write a question with: smelly

THURSDAY ACTIVITY 1





	LOOK & SAY	how	tyre	have	want	could			
	SOUND OUT	very		badly		dusty		tricky	
		fetch		catch		match		stretch	

	READ	 <p>Jane likes to ride her bike. She likes to ride her bike with Mandu. Jane hits her tyre. She hits her tyre on a rock. Her tyre is flat! How will she get back? It will be <u>tricky</u> to get back. It will be <u>very tricky</u> to get back with a flat tyre. Mandu could help. Mandu will go and <u>fetch</u> a pump. He will <u>fetch</u> a pump to fix the tyre.</p>
--	------	---





THURSDAY ACTIVITY 2

	READ	Read the  and  words from Activity 1.
	WRITE	<ol style="list-style-type: none">Who likes to ride her bike? _____ likes to ride her bike.What does Jane hit her tyre on? She hits her tyre on _____.Who could help? Mandu could help _____.What will Mandu go and fetch? He will go and fetch _____.Why will he fetch a pump? He will fetch a pump to _____.

FRIDAY ACTIVITY 1

	READ	Read all the  and  words again.
	READ	Read the story from Thursday Activity 1.

FRIDAY ACTIVITY 2

	READ	Read all the  and  words again.
	WRITE	Write the sentences in your book. Fix the mistakes. <ol style="list-style-type: none">she likes to ride her bike with manduher tyre is flathow will she get back

HOME LANGUAGE WORKSHEET






ENGLISH GRADE 2 TERM 1

WEEK 8

MONDAY ACTIVITY 1




	LOOK & SAY	laugh	home	hiding	found	where
	SOUND OUT	find	catch	tricky	very	
		fetch	real	street	proud	
	READ	I am hiding. Can you <u>find</u> me? Am I hiding by the <u>street</u> ? No I am not. Am I hiding by the dog? No I am not. I am hiding in a <u>tricky</u> spot. I am hiding in a <u>very tricky</u> spot. Where am I hiding? I must not laugh. I must not laugh or you will <u>find</u> me. You will <u>find</u> me and <u>catch</u> me. I am <u>proud</u> of my <u>tricky</u> hiding spot!				
	WRITE	Write the  and  words in your dictionary.				

MONDAY ACTIVITY 2





	READ	Read the  and  words from Activity 1.
	READ	I will go home. I will go home to <u>find</u> you. I will go home. I will go home to <u>catch</u> you. You are hiding. Where are you hiding? I will <u>find</u> you! Where are you hiding? I will <u>catch</u> you! You will laugh. You will laugh and I will <u>find</u> you. You will laugh and I will <u>catch</u> you. I found you! I found you hiding. I found you hiding in a <u>tricky</u> spot.
	WRITE	Write a sentence with: tricky Write a question with: where

TUESDAY ACTIVITY 1




	LOOK & SAY	laugh	home	hiding	found	where
---	------------	-------	------	--------	-------	-------


	SOUND OUT	key	donkey	turkey	valley
		donkey	key	valley	turkey
	READ	I found a <u>donkey</u> . I found a <u>turkey</u> . I found a <u>donkey</u> and a <u>turkey</u> . Where did you find the <u>donkey</u> ? Where did you find the <u>turkey</u> ? I found the <u>donkey</u> in the <u>valley</u> . I found the <u>donkey</u> hiding in the <u>valley</u> . I found the <u>turkey</u> in the <u>valley</u> . I found the <u>turkey</u> hiding in the <u>valley</u> . I found the <u>donkey</u> and the <u>turkey</u> hiding in the <u>valley</u> .			
	WRITE	1. What did I find? I found a _____ and a _____. 2. Where did I find them? I found them in the _____.			

TUESDAY ACTIVITY 2







	READ	Read the  and  words from Activity 1.
	WRITE	Write a sentence with: key Write a question with: donkey

WEDNESDAY ACTIVITY 1



	LOOK & SAY	laugh	home	hiding	found	where
	SOUND OUT	cage	rage	page	sage	
		age	stage	wage	engage	
	READ	I see a <u>cage</u> . Where is the <u>cage</u> ? The <u>cage</u> is on the <u>stage</u> . I will hide. I will hide in the <u>cage</u> . I will hide in the <u>cage</u> on the <u>stage</u> . I will not laugh. I will not laugh in the <u>cage</u> . I will not laugh in the <u>cage</u> on the <u>stage</u> . I will not get in a <u>rage</u> . I will not get in a <u>rage</u> in the <u>cage</u> . I will not get in a <u>rage</u> in the <u>cage</u> on the <u>stage</u> . You will not find me hiding in the <u>cage</u> on the <u>stage</u> !				


	WRITE	<p>1. What do I see? I see a _____.</p> <p>2. Where is the cage? The cage is on the _____.</p>
---	--------------	--

WEDNESDAY ACTIVITY 2





	READ	Read the  and  words from Activity 1.
	WRITE	Write the  words and  words in your dictionary. Write a sentence with: page Write a question with: home

THURSDAY ACTIVITY 1





	LOOK & SAY	laugh	home	hiding	found	where
	SOUND OUT	rage	cage	key	donkey	
		valley	turkey	page	age	

	READ	<div data-bbox="411 1093 1024 1780" data-label="Image"> </div> <p>Siviwe likes to hide. Where is Siviwe hiding? Is he hiding in the <u>cage</u>? No he is not. Is he hiding in the <u>valley</u>? No he is not. Is he hiding by the <u>turkey</u>? No he is not. Is he hiding at home? No he is not. Where is he hiding? We cannot find him. Is he hiding in the drum? Yes he is.</p> <p>He was hiding in the drum. We found him. We found Siviwe!</p>
---	-------------	--





THURSDAY ACTIVITY 2

	READ	Read the  and  words from Activity 1.
	WRITE	<ol style="list-style-type: none">Who likes to hide? _____ likes to hide.Where was the first place we thought he was hiding? Firstly we thought he was hiding in the _____.Where was the second place we thought he was hiding? Secondly we thought he was hiding in the _____.Where was the third place we thought he was hiding? Thirdly we thought he was hiding by the _____.Where was Siviwe hiding? He was hiding in the _____.

FRIDAY ACTIVITY 1

	READ	Read all the  and  words again.
	READ	Read the story from Thursday Activity 1.

FRIDAY ACTIVITY 2

	READ	Read all the  and  words again.
	WRITE	Write the sentences in your book. Fix the mistakes. <ol style="list-style-type: none">where is siviwe hidingis he hiding in the drumwe found siviwe

HOME LANGUAGE WORKSHEET






ENGLISH GRADE 2 TERM 1

WEEK 9



MONDAY ACTIVITY 1



	LOOK & SAY	together	please	buy	half	work
	SOUND OUT	greedy	kind	key	very	
		catch	strong	swim	hike	
	READ	I am <u>strong</u> . I am <u>very strong</u> . Are you <u>strong</u> ? Are you <u>very strong</u> ? I am <u>kind</u> . I am <u>very kind</u> . Are you <u>kind</u> ? Are you <u>very kind</u> ? I am not <u>greedy</u> . I am not <u>very greedy</u> . Are you <u>greedy</u> ? Are you <u>very greedy</u> ? I like to <u>swim</u> . Do you like to <u>swim</u> ? I like to <u>hike</u> . Do you like to <u>hike</u> ?				
	WRITE	Write the  and  words in your dictionary.				

MONDAY ACTIVITY 2





	READ	Read the  and  words from Activity 1.				
	READ	I like to play. I do not like to work. I like to <u>swim</u> . I do not like to work. I like to <u>hike</u> . I do not like to work. I like to play and <u>swim</u> and <u>hike</u> but I do not like to work. Do you like to play? Do you like to <u>swim</u> ? Do you like to <u>hike</u> ? Do you like to work?				
	WRITE	Write a sentence with: catch Write a question with: please				

TUESDAY ACTIVITY 1





	LOOK & SAY	together	please	buy	half	work
	SOUND OUT	fight	bike	string	find	
		eat	steal	crime	meat	

	READ	I want to <u>eat</u> . I want to <u>eat</u> the <u>meat</u> . Could I <u>steal</u> the <u>meat</u> ? Could I <u>steal</u> the <u>meat</u> that I want to <u>eat</u> ? No, it is a <u>crime</u> . It is a <u>crime</u> to <u>steal</u> . It is a <u>crime</u> to <u>steal</u> the <u>meat</u> . You must buy the <u>meat</u> . You must buy the <u>meat</u> that you want to <u>eat</u> . Please do not <u>steal</u> ! Please do not <u>steal</u> the <u>meat</u> !
	WRITE	1. What do I want to eat? I want to eat the _____. 2. What is a crime? It is a crime to _____.







TUESDAY ACTIVITY 2

	READ	Read the  and  words from Activity 1.
	WRITE	Write a sentence with: crime Write a question with: work



WEDNESDAY ACTIVITY 1



	LOOK & SAY	together	please	buy	half	work
	SOUND OUT	fright	smelly	tiger	light	
	READ	I will play a <u>prank</u> . I will play a <u>prank</u> on mom. I will buy the <u>tiger</u> . I will buy the <u>tiger</u> in the <u>cage</u> . The <u>tiger</u> is <u>smelly</u> . My mom will see the <u>tiger</u> . She will see the <u>smelly</u> <u>tiger</u> . Mom will get a <u>fright</u> . She will get a big <u>fright</u> . Mom will <u>scream</u> . I will laugh. I will laugh when mom gets a <u>fright</u> . I will laugh when mom <u>screams</u> !				
	WRITE	1. Who will I play a prank on? I will play a prank on _____. 2. What will I buy? I will buy the _____.				

WEDNESDAY ACTIVITY 2





	READ	Read the  and  words from Activity 1.
	WRITE	Write the  words and  words in your dictionary. Write a sentence with: fright Write a question with: buy

THURSDAY ACTIVITY 1





	LOOK & SAY	together	please	buy	half	work
	SOUND OUT	ride	street	bike	proud	
		very	find	page	stretch	

	READ	 <p>Marie wants a <u>bike</u>. She wants to <u>ride</u> with Busi. Busi has a <u>bike</u>. "Please can you buy me a <u>bike</u> dad?" Marie asks. "I will pay half." Dad says. Marie will work. She will work to buy the <u>bike</u>. She wants to <u>ride</u> her <u>bike</u>. She wants to ride her <u>bike</u> in the <u>street</u> with Busi. Marie has enough to buy the <u>bike</u>! Marie is very <u>proud</u> that she has enough. She can <u>ride</u> together with Busi.</p>	<p>Marie wants a <u>bike</u>. She wants to <u>ride</u> with Busi. Busi has a <u>bike</u>. "Please can you buy me a <u>bike</u> dad?" Marie asks. "I will pay half." Dad says. Marie</p>
---	------	---	---





THURSDAY ACTIVITY 2

	READ	Read the  and  words from Activity 1.
	WRITE	<ol style="list-style-type: none">Who wants a bike? _____ wants a bike.Who has a bike? _____ has a bike.How much will dad pay? Dad will pay _____.What will Marie do to buy the bike? Marie will _____ to buy the bike.How does Marie feel that she has enough to buy the bike? Marie feels _____ that she has enough to buy the bike.

FRIDAY ACTIVITY 1

	READ	Read all the  and  words again.
	READ	Read the story from Thursday Activity 1.

FRIDAY ACTIVITY 2







	READ	Read all the  and  words again.
	WRITE	Write the sentences in your book. Fix the mistakes. <ol style="list-style-type: none">she wants to ride with busiplease can you buy me a bike dad marie asksmarie has enough to buy the bike

HOME LANGUAGE WORKSHEET






ENGLISH GRADE 2 TERM 1

WEEK 10



MONDAY ACTIVITY 1



	LOOK & SAY	share	story	barn	lazy	candle
	SOUND OUT	prick	donkey	bite	fight	
		right	fetch	rage	night	
	READ	I will <u>prick</u> the <u>donkey</u> . I will <u>prick</u> the <u>donkey</u> with a pin. I will <u>fetch</u> the pin. I will <u>fetch</u> the pin to <u>prick</u> the <u>donkey</u> . The <u>donkey</u> is in the barn. It is not <u>right</u> ! It is not <u>right</u> to <u>prick</u> the <u>donkey</u> . It is not <u>right</u> to <u>prick</u> the <u>donkey</u> with a pin. The <u>donkey</u> will <u>bite</u> you. The <u>donkey</u> will <u>bite</u> you if you <u>prick</u> it with a pin!				
	WRITE	Write the  and  words in your dictionary.				

MONDAY ACTIVITY 2





	READ	Read the  and  words from Activity 1.				
	READ	Please do not <u>fight</u> . Please do not <u>fight</u> at <u>night</u> . It is not <u>right</u> . It is not <u>right</u> to <u>fight</u> at <u>night</u> . Do not get into a <u>rage</u> . Do not get into a <u>rage</u> at <u>night</u> . It is not <u>right</u> . It is not <u>right</u> to get into a <u>rage</u> . It is not <u>right</u> to get into a <u>rage</u> at <u>night</u> .				
	WRITE	Write a sentence with: fight Write a question with: story				

TUESDAY ACTIVITY 1





	LOOK & SAY	share	story	barn	lazy	candle
	SOUND OUT	swop	swing	bike	kite	
		steal	greedy	prank	kind	

	READ	Will you be <u>kind</u> ? Will you be <u>kind</u> and share? Will you be <u>kind</u> and share your <u>kite</u> ? Will you be <u>kind</u> and share your <u>kite</u> with me. I have a <u>kite</u> . We can <u>swop</u> . You must not be <u>greedy</u> . You must not be <u>greedy</u> , you must share. I will not <u>steal</u> your <u>kite</u> . I will not play a <u>prank</u> and <u>steal</u> your <u>kite</u> .
	WRITE	1. What do I want you to share with me? I want you to share your _____ with me. 2. Will I steal your kite? Yes/No, I will/ will not steal your kite.







TUESDAY ACTIVITY 2

	READ	Read the  and  words from Activity 1.
	WRITE	Write a sentence with: swop Write a question with: lazy



WEDNESDAY ACTIVITY 1



	LOOK & SAY	share	story	barn	lazy	candle
	SOUND OUT	donkey	turkey	tiger	bite	
	READ	Is the <u>donkey</u> in the barn? Yes, the <u>donkey</u> is in the barn. Is the <u>turkey</u> in the barn? Yes, the <u>turkey</u> is in the barn. Is the <u>tiger</u> in the barn? No, the <u>tiger</u> is not in the barn. The <u>tiger</u> will <u>bite</u> the <u>donkey</u> . The <u>tiger</u> will <u>bite</u> the <u>turkey</u> . It will be <u>very</u> bad if the <u>tiger</u> is in the barn!				
	WRITE	1. Who is in the barn? The _____ and _____ are in the barn. 2. What will the tiger do to the donkey and the turkey? The tiger will _____ the donkey and the turkey.				

WEDNESDAY ACTIVITY 2

	READ	Read the  and  words from Activity 1.
	WRITE	Write the  words and  words in your dictionary. Write a sentence with: meal Write a question with: barn


THURSDAY ACTIVITY 1

	LOOK & SAY	share	story	barn	lazy	candle
	SOUND OUT	bright	read	light	proud	
		night	page	seat	scream	





	READ	 <p>Let me share a story. In the story we see a boy. We think he is lazy. Is he lazy? He sits. He sits and <u>reads</u>. He sits and plans. He sits and <u>reads</u> and plans. He thinks. He thinks of an idea. He can <u>light</u> a candle. He can <u>light</u> a <u>bright</u> candle. He can <u>light</u> a <u>bright</u> candle in the barn. He is not lazy. He plans and thinks of ideas!</p>	<p>Let me share a story. In the story we see a boy. We think he is lazy. Is he lazy? He sits. He sits and</p>
---	------	---	---

THURSDAY ACTIVITY 2





	READ	Read the  and  words from Activity 1.
---	------	---

	<p>WRITE</p>	<ol style="list-style-type: none"> 1. Who do we see in the story? We see a _____ in the story. 2. What do we think? We think _____. 3. What does he sit and do? He sits and _____ and _____. 4. What can he light? He can light a _____. 5. Is the boy lazy? Yes/ No, the boy is/is not lazy.
---	---------------------	--

FRIDAY ACTIVITY 1

	<p>READ</p>	<p>Read all the  and  words again.</p>
	<p>READ</p>	<p>Read the story from Thursday Activity 1.</p>

FRIDAY ACTIVITY 2







	<p>READ</p>	<p>Read all the  and  words again.</p>
	<p>WRITE</p>	<p>Write the sentences in your book. Fix the mistakes.</p> <ol style="list-style-type: none"> 1. is he lazy 2. he is not lazy 3. he plans and thinks of ideas

HOME LANGUAGE WORKSHEET






ENGLISH GRADE 3 TERM 1

WEEK 3




MONDAY ACTIVITY 1


	LOOK & SAY	busy	everyone	worst	ever	birthday
	SOUND OUT	sad	mad	fun	not	
		sit	think	wish	chat	
	READ	I am <u>sad</u> . I am <u>mad</u> . I am <u>sad</u> and I am <u>mad</u> . I <u>sit</u> . I <u>think</u> . I <u>sit</u> and <u>think</u> . I <u>sit</u> and <u>think</u> and I am <u>mad</u> and I am <u>sad</u> .				
	WRITE	Write the  and  words in your dictionary.				

MONDAY ACTIVITY 2





	READ	Read the  and  words from Activity 1.
	READ	Can we <u>sit</u> ? Can we <u>chat</u> ? Can we <u>sit</u> and <u>chat</u> ? It will be <u>fun</u> . It will be <u>fun</u> to <u>sit</u> and <u>chat</u> . I <u>think</u> it will be <u>fun</u> to <u>sit</u> and <u>chat</u> .
	WRITE	Write a sentence with: sad Write a question with: fun

TUESDAY ACTIVITY 1





	LOOK & SAY	busy	everyone	worst	ever	birthday
	SOUND OUT	pray	prank	prick	preen	
		press	proud			
	READ	I am not <u>proud</u> . I am not <u>proud</u> of the <u>prank</u> . It is the worst. It is the worst <u>prank</u> . It is the worst <u>prank</u> ever. Are you <u>proud</u> ? Are you <u>proud</u> of the <u>prank</u> ? Everyone is mad. Everyone is sad. It was not fun. It was not fun to see everyone sad. It was not fun to see everyone mad.				

	WRITE	<p>1. How does everyone feel? Everyone is _____ and _____.</p> <p>2. What was not fun? It was not fun to _____.</p>
---	-------	---







TUESDAY ACTIVITY 2

	READ	Read the  and  words from Activity 1.
	WRITE	<p>Write a sentence with: pray</p> <p>Write a question with: birthday</p>



WEDNESDAY ACTIVITY 1

	LOOK & SAY	busy	everyone	worst	ever	birthday
	SOUND OUT	light	sight	fight	night	
		right	tight	bright		
	READ	<p>I see. I see a <u>light</u>. I see a <u>bright light</u>. Can you see the <u>light</u>? Can you see the <u>bright light</u>? It is a <u>sight</u>. It is a <u>sight</u> to see the <u>bright light</u>. It is a <u>sight</u> to see the <u>bright light</u> at <u>night</u>. It is not <u>right</u>. It is not <u>right</u> to <u>fight</u>. It is not <u>right</u> to <u>fight</u> in the <u>night</u>.</p>				
	WRITE	<p>1. What can I see? I can see a _____.</p> <p>2. What is not right? It is not right to _____.</p>				

WEDNESDAY ACTIVITY 2

	READ	Read the  and  words from Activity 1.
	WRITE	<p>Write the  words and  words in your dictionary. Write a sentence with: light</p> <p>Write a question with: busy</p>

THURSDAY ACTIVITY 1

	LOOK & SAY	busy	everyone	wors	ever	birthday
	SOUND OUT	proud	prick	pray	press	
		right	fight	sight	night	



READ



Mandla is sad.
Mandla is mad.
Mom is busy. Dad is busy.
Everyone is busy.
This is the worst


birthday ever! It is not right. It is not right to be busy. It is not right to be busy on my birthday. It is not right for mom to be busy. It is not right for dad to be busy. It is not right for everyone to be busy on my birthday. This is the worst birthday ever!

THURSDAY ACTIVITY 2







READ





Read the  and  words from Activity 1.

	<p>WRITE</p>	<ol style="list-style-type: none"> 1. Who is sad? _____ is sad. 2. Why is Mandla sad? He is sad because _____. 3. What is not right? It is not right for _____. 4. Who is busy? _____ is busy. 5. What kind of birthday is this? This is the _____ birthday.
---	---------------------	---

FRIDAY ACTIVITY 1

	<p>READ</p>	<p>Read all the  and  words again.</p>
	<p>READ</p>	<p>Read the story from Thursday Activity 1.</p>

FRIDAY ACTIVITY 2







	<p>READ</p>	<p>Read all the  and  words again.</p>
	<p>WRITE</p>	<p>Write the sentences in your book. Fix the mistakes.</p> <ol style="list-style-type: none"> 1. mandla is sad on his birthday 2. is it right for everyone to be busy 3. this is the worst birthday ever

HOME LANGUAGE WORKSHEET






ENGLISH GRADE 2 TERM 1

WEEK 4



MONDAY ACTIVITY 1


	LOOK & SAY	ideas	many	thought	party	what
	SOUND OUT	right	tight	night	high	
		prick	proud	prank	press	
	READ	I was <u>right</u> . I thought I was <u>right</u> . I thought I was <u>right</u> at <u>night</u> . I was <u>proud</u> . I was <u>proud</u> that I was <u>right</u> . I was <u>proud</u> that I thought that I was <u>right</u> . I was <u>proud</u> that I thought that I was <u>right</u> at <u>night</u> .				
	WRITE	Write the  and  words in your dictionary.				


MONDAY ACTIVITY 2

	READ	Read the  and  words from Activity 1.				
	READ	I have so many ideas. I have so many ideas at <u>night</u> . I have so many bright ideas at <u>night</u> . I am proud. I am <u>proud</u> of my thoughts. I am <u>proud</u> of my thoughts at <u>night</u> . I am <u>proud</u> of my bright thoughts at <u>night</u> .				
	WRITE	Write a sentence with: high Write a question with: party				

TUESDAY ACTIVITY 1


	LOOK & SAY	ideas	many	thought	party	what
	SOUND OUT	swing	swim	swop	swam	
		swop	sway			

	READ	I will <u>swim</u> . I will <u>swim</u> at the party. I will <u>swing</u> . I will <u>swim</u> at the party. I will <u>swim</u> and I will <u>swing</u> . I will <u>swim</u> and I will <u>swing</u> at the party. I will <u>sway</u> . I will <u>sway</u> at the party. I will <u>swing</u> and <u>swim</u> and <u>sway</u> at the party!
---	------	--


	WRITE	1. What will I do? I will _____ and _____ and _____. 2. Where will I swim and swing and sway? I will swim and swing and sway at the _____.
---	-------	---


TUESDAY ACTIVITY 2


	READ	Read the  and  words from Activity 1.
---	------	---

	WRITE	Write a sentence with: swim Write a question with: party
---	-------	---

WEDNESDAY ACTIVITY 1




	LOOK & SAY	ideas	many	thought	party	what
	SOUND OUT	slime	bike	bite	kite	
		hike	crime			

	READ	I will ride. I will ride my <u>bike</u> . I will ride my <u>bike</u> to the party. I will <u>bite</u> . I will <u>bite</u> the <u>slime</u> . I will <u>bite</u> the <u>slime</u> at the party. You must not. You must not <u>bite</u> . You must not <u>bite</u> the <u>slime</u> at the party. You can <u>swim</u> . You can <u>swim</u> and <u>swing</u> . You can <u>swim</u> and <u>swing</u> at the party.
---	------	--



	WRITE	1. What will I ride? I will ride my _____. 2. What will I bite at the party? I will bite _____ at the party.
---	-------	---



WEDNESDAY ACTIVITY 2

	READ	Read the  and  words from Activity 1.
---	------	---

	WRITE	Write the  words and  words in your dictionary. Write a sentence with: kite Write a question with: hike
---	--------------	--


THURSDAY ACTIVITY 1

	LOOK & SAY	ideas	many	thought	party	what
	SOUND OUT	bite	slime	swim	kite	
		swing	swop	bike	swam	





	READ	<div style="display: flex; align-items: center;">  <div style="margin-left: 20px;"> <p>Zanele has many ideas. Zanele has many thoughts. Zanele has many ideas and thought for a party. What party will she have? What party will she like? Will she have a <u>kite</u> party? No she will not. Will she have a <u>slime</u> party? No she will not. Will she have a bike party? No she will not. What party will she have? What party will she like?</p> </div> </div>
---	-------------	---

THURSDAY ACTIVITY 2





	READ	Read the  and  words from Activity 1.
---	-------------	---

	<p style="text-align: center;">WRITE</p>	<ol style="list-style-type: none"> 1. Who has many ideas? _____ has many ideas. 2. What does Zanele have many thoughts and ideas about? She has many thoughts and ideas about _____. 3. Will she have a kite party? Yes/No, she will/ will not have a kite party. 4. Will she have a slime party? Yes/No, she will/ will not have a slime party. 5. Will she have a bike party? Yes/No, she will/ will not have a bike party.
---	---	--

FRIDAY ACTIVITY 1

	<p style="text-align: center;">READ</p>	<p>Read all the  and  words again.</p>
	<p style="text-align: center;">READ</p>	<p>Read the story from Thursday Activity 1.</p>

FRIDAY ACTIVITY 2







	<p style="text-align: center;">READ</p>	<p>Read all the  and  words again.</p>
	<p style="text-align: center;">WRITE</p>	<p>Write the sentences in your book. Fix the mistakes.</p> <ol style="list-style-type: none"> 1. zanele has many ideas 2. will she have a kite party 3. what party will she like

HOME LANGUAGE WORKSHEET






ENGLISH GRADE 2 TERM 1

WEEK 5



MONDAY ACTIVITY 1


	LOOK & SAY	good	drove	wish	different	enough
	SOUND OUT	right	night	swop	sway	
		prick	proud	hike	crime	
	READ	I will <u>hike</u> . I like to <u>hike</u> . Do you like to <u>hike</u> ? It is good. It is good to <u>hike</u> . I <u>hike</u> at <u>night</u> . Is it good? Is it good to <u>hike</u> at <u>night</u> ? Is it <u>right</u> ? Is it <u>right</u> to <u>hike</u> at <u>night</u> ? It is not good. It is not good to <u>hike</u> at <u>night</u> . It is not <u>right</u> . It is not <u>right</u> to <u>hike</u> at <u>night</u> .				
	WRITE	Write the  and  words in your dictionary.				


MONDAY ACTIVITY 2

	READ	Read the  and  words from Activity 1.				
	READ	I will <u>prick</u> my mom. I will <u>prick</u> my mom with a pin. Is it good? Is it good to <u>prick</u> my mom? Is it good to <u>prick</u> my mom with a pin? No, it is not good! It is not good to <u>prick</u> my mom with a pin! Is it <u>right</u> ? Is it <u>right</u> to <u>prick</u> my mom? Is it <u>right</u> to <u>prick</u> my mom with a pin? No, it is not <u>right</u> ! It is not <u>right</u> to <u>prick</u> my mom with a pin!				
	WRITE	Write a sentence with: swop Write a question with: drove				

TUESDAY ACTIVITY 1


	LOOK & SAY	good	drove	wish	different	enough
	SOUND OUT	string	strain	strong	stray	
		stripe	street			

	READ	I see a dog. I see a <u>stray</u> dog. I see a <u>stray</u> dog on the <u>street</u> . I will get a <u>string</u> . I will get a <u>strong string</u> . I will get a <u>strong string</u> to help the dog. I will get a <u>strong string</u> to help the <u>stray</u> dog. He has a <u>stripe</u> . He has a <u>stripe</u> on his back. He is good. He is good dog.
---	------	---


	WRITE	1. What do I see? I see a ____. 2. What will I get to help the dog? I will get a ____.
---	-------	---


TUESDAY ACTIVITY 2


	READ	Read the  and  words from Activity 1.
---	------	---


	WRITE	Write a sentence with: strong Write a question with: wish
---	-------	--

WEDNESDAY ACTIVITY 1







	LOOK & SAY	good	drove	wish	different	enough
---	------------	------	-------	------	-----------	--------

	SOUND OUT	tiger	blind	kind	find
		kind	tiger	find	blind



	READ	I will <u>find</u> . I will <u>find</u> a <u>tiger</u> . I will <u>find</u> a <u>blind tiger</u> . The <u>blind tiger</u> is good. The <u>blind tiger</u> is <u>kind</u> . Is the <u>blind tiger</u> strong? Yes the <u>blind tiger</u> is strong. What will the <u>tiger</u> do? What will the <u>blind tiger</u> do? Will the <u>tiger</u> fight? Will the <u>blind tiger</u> fight? No, the <u>blind tiger</u> will not fight. The <u>blind tiger</u> is good and <u>kind</u> .
---	------	--



	WRITE	1. What will I find? I will find a ____. 2. Will the tiger fight? Yes/No, the tiger will/will not fight.
---	-------	---

WEDNESDAY ACTIVITY 2

	READ	Read the  and  words from Activity 1.
	WRITE	Write the  words and  words in your dictionary. Write a sentence with: tiger Write a question with: find


THURSDAY ACTIVITY 1

	LOOK & SAY	good	drove	wish	different	enough			
	SOUND OUT	tiger		blind		kind		find	
		strong		street		stray		string	





	READ		<p>Chuck is good. Chuck is <u>kind</u>. Chuck is <u>strong</u>. He is good and <u>kind</u> and <u>strong</u>. He is good and <u>kind</u> and <u>strong</u> but Chuck will wish. He will wish to be different. He thought he was not good enough. He was sad. He was sad as he drove on the <u>street</u>. He must not be sad! He must</p> <p>not wish to be different! He is good enough.</p>
---	------	---	---

THURSDAY ACTIVITY 2





	READ	Read the  and  words from Activity 1.
---	------	---

	<p>WRITE</p>	<ol style="list-style-type: none"> 1. Who is the story about? The story is about _____. 2. What does Chuck wish to be? Chuck wishes to be _____. 3. How did chuck feel as he drove on the street? Chuck felt _____ as he drove on the street. 4. What kind of truck is Chuck? Chuck is _____ and _____ and _____. 5. Is Chuck good enough? Yes/No, he is/ is not good enough.
---	---------------------	--

FRIDAY ACTIVITY 1

	<p>READ</p>	<p>Read all the  and  words again.</p>
	<p>READ</p>	<p>Read the story from Thursday Activity 1.</p>

FRIDAY ACTIVITY 2






	<p>READ</p>	<p>Read all the  and  words again.</p>
	<p>WRITE</p>	<p>Write the sentences in your book. Fix the mistakes.</p> <ol style="list-style-type: none"> 1. he must not wish to be different 2. he was sad as he drove on the street 3. he is good and kind and strong

HOME LANGUAGE WORKSHEET






ENGLISH GRADE 2 TERM 1

WEEK 6



MONDAY ACTIVITY 1


	LOOK & SAY	school	first	started	running	great
	SOUND OUT	strong	street	find	kind	
		proud	hike	bike	swim	
	READ	I am <u>strong</u> . I am <u>proud</u> . I am <u>kind</u> . I am <u>strong</u> and <u>proud</u> and <u>kind</u> . I like to be me. I like to <u>hike</u> . I like to <u>swim</u> . I like to ride my <u>bike</u> . I like to <u>hike</u> and <u>swim</u> and ride my <u>bike</u> . I like to be me. I am <u>proud</u> to be me. I think I am great!				
	WRITE	Write the  and  words in your dictionary.				


MONDAY ACTIVITY 2

	READ	Read the  and  words from Activity 1.
	READ	I ride my <u>bike</u> . I ride my <u>bike</u> to school. I ride my <u>bike</u> to school on the <u>street</u> . I think it is great. I think it is great to ride my <u>bike</u> . I think it is great to ride my <u>bike</u> to school. I think it is great to ride my <u>bike</u> to school on the <u>street</u> . Do you think it is great? Do you think it is great to ride a <u>bike</u> ? Do you think it is great to ride a <u>bike</u> to school?
	WRITE	Write a sentence with: swim Write a question with: school

TUESDAY ACTIVITY 1


	LOOK & SAY	school	first	started	running	great
	SOUND OUT	eat	seat	meat	meal	
		steal	real			

	READ	I will <u>eat</u> . I will <u>eat</u> the <u>meat</u> . It is great. It is a great <u>meal</u> . It is a great <u>meal</u> to <u>eat</u> the <u>meat</u> . I will sit. I will sit on the <u>seat</u> . I will sit on the <u>seat</u> and <u>eat</u> . I will sit on the <u>seat</u> and <u>eat</u> the <u>meat</u> . I will <u>eat</u> enough. I will <u>eat</u> enough <u>meat</u> .
---	------	---



	WRITE	1. What will I eat? I will eat the _____. 2. Where will I sit? I will sit on the _____.
---	-------	--


TUESDAY ACTIVITY 2


	READ	Read the  and  words from Activity 1.
---	------	---

	WRITE	Write a sentence with: steal Write a question with: real
---	-------	---

WEDNESDAY ACTIVITY 1




	LOOK & SAY	school	first	started	running	great
	SOUND OUT	scrap	scream	screen	scrape	
		scram				

	READ	I <u>scream</u> . I <u>scream</u> at school. Do you <u>scream</u> ? Do you <u>scream</u> at school? Is it good? Is it good to <u>scream</u> ? Is it good to <u>scream</u> at school? No it is not good. It is not good to <u>scream</u> at school. I will not <u>scream</u> . I will not <u>scream</u> at school. I will sit in my seat and I will not <u>scream</u> .
---	------	--

	WRITE	1. Where do I scream? I scream at _____. 2. Is it good to scream at school? Yes/No, it is/is not good to scream at school.
---	-------	---





WEDNESDAY ACTIVITY 2

	READ	Read the  and  words from Activity 1.
---	------	---





	WRITE	Write the  words and  words in your dictionary. Write a
---	-------	---

sentence with: scrape
Write a question with: first





THURSDAY ACTIVITY 1

	<p>LOOK & SAY</p>	<p>school</p>	<p>first</p>	<p>started</p>	<p>running</p>	<p>great</p>
	<p>SOUND OUT</p>	<p>seat</p>	<p>eat</p>	<p>real</p>	<p>dream</p>	
		<p>screen</p>	<p>scrap</p>	<p>scrape</p>	<p>scream</p>	
	<p>READ</p>					<p>Haile is great. He is great at running. He first started running to school. He was great at running to school. Haile had</p>
		<p>a <u>dream</u>. He had a <u>dream</u> to run. He had a <u>dream</u> to be the best. He had a <u>dream</u> to be the best at running. He will fight. He will fight to reach his <u>dream</u>! He will fight to reach his <u>dream</u> to be the best at running.</p>				





THURSDAY ACTIVITY 2

	READ	Read the  and  words from Activity 1.
	WRITE	<ol style="list-style-type: none">Who is great? _____ is great.What is Haile great at? Haile is great at _____.Where did he first start running to? He started running to _____.What did he want to be the best at? He wanted to be the best at _____.What will he do to reach his dream? He will _____ to reach his dream.

FRIDAY ACTIVITY 1

	READ	Read all the  and  words again.
	READ	Read the story from Thursday Activity 1.

FRIDAY ACTIVITY 2







	READ	Read all the  and  words again.
	WRITE	Write the sentences in your book. Fix the mistakes. <ol style="list-style-type: none">haile had a dreamhe had a dream to runhe will fight to reach his dream

HOME LANGUAGE WORKSHEET






ENGLISH GRADE 2 TERM 1

WEEK 7



MONDAY ACTIVITY 1


	LOOK & SAY	how	tyre	have	want	could
	SOUND OUT	swing	proud	strong	scream	
		real	kind	bike	night	
	READ	Can you ride? Can you ride a <u>bike</u> ? Can you ride a <u>bike</u> at <u>night</u> ? I want to ride a <u>bike</u> . I want to ride a <u>bike</u> at <u>night</u> . How do you ride a <u>bike</u> ? How do you ride a <u>bike</u> at <u>night</u> ? Could you teach me? Could you teach me to ride a <u>bike</u> at <u>night</u> ?				
	WRITE	Write the  and  words in your dictionary.				


MONDAY ACTIVITY 2

	READ	Read the  and  words from Activity 1.				
	READ	Have you seen my <u>bike</u> ? I have lost it. I lost it at <u>night</u> . I lost my <u>bike</u> at <u>night</u> . Could you be <u>kind</u> ? Could you be <u>kind</u> and help me? Could you be <u>kind</u> and help me find my <u>bike</u> ? How will we find it? How will we find the <u>bike</u> ? How will we find the <u>bike</u> that I lost at <u>night</u> ?				
	WRITE	Write a sentence with: scream Write a question with: how				

TUESDAY ACTIVITY 1


	LOOK & SAY	how	tyre	have	want	could
	SOUND OUT	catch	hatch	match	fetch	
		stretch	switch	thatch	witch	

	READ	<p>I will <u>fetch</u>. I will <u>fetch</u> the <u>match</u>. I want to <u>fetch</u> the <u>match</u>. How will you <u>fetch</u>? How will you <u>fetch</u> the <u>match</u>? It is by the <u>witch</u>. The <u>match</u> is by the <u>witch</u>. The <u>match</u> is by the <u>witch</u> in the <u>thatch</u> hut. How will <u>fetch</u> the <u>match</u> by the <u>witch</u> in the <u>thatch</u> hut?</p>
---	-------------	--


	WRITE	<p>1. What do I want to fetch? I want to fetch the _____.</p> <p>2. Where is the match? It is by the _____ in the _____ hut.</p>
---	--------------	--


TUESDAY ACTIVITY 2


	READ	<p>Read the  and  words from Activity 1.</p>
---	-------------	--


	WRITE	<p>Write a sentence with: catch Write a question with: want</p>
---	--------------	--

WEDNESDAY ACTIVITY 1







	LOOK & SAY	how	tyre	have	want	could
---	-----------------------	-----	------	------	------	-------

	SOUND OUT	fishy	meaty	smelly	tricky
		greedy	badly	dusty	very



	READ	<p>Have you seen the <u>fishy</u> fish? The <u>fishy</u> fish is <u>smelly</u>. The <u>fishy</u> fish is <u>very smelly</u>. The <u>fishy</u> fish is <u>greedy</u>. The <u>fishy</u> fish is <u>very greedy</u>. The <u>fishy</u> fish is <u>tricky</u>. The <u>fishy</u> fish is <u>very tricky</u>. The <u>fishy</u> fish is <u>very smelly</u> and <u>greedy</u> and <u>tricky</u>. How can the <u>fishy</u> fish be <u>smelly</u> and <u>greedy</u> and <u>tricky</u>?</p>
---	-------------	---



	WRITE	<p>1. Who is the story about? The story is about the _____.</p> <p>2. What kind of fish is the fishy fish? The fishy fish is very _____ and _____ and _____.</p>
---	--------------	--

WEDNESDAY ACTIVITY 2





	READ	Read the  and  words from Activity 1.
	WRITE	Write the  words and  words in your dictionary. Write a sentence with: dusty Write a question with: smelly

THURSDAY ACTIVITY 1





	LOOK & SAY	how	tyre	have	want	could
	SOUND OUT	very	badly	dusty	tricky	
		fetch	catch	match	stretch	

	READ	 <p>Jane likes to ride her bike. She likes to ride her bike with Mandu. Jane hits her tyre. She hits her tyre on a rock. Her tyre is flat! How will she get back? It will be <u>tricky</u> to get back. It will be <u>very tricky</u> to get back with a flat tyre. Mandu could help. Mandu will go and <u>fetch</u> a pump. He will <u>fetch</u> a pump to fix the tyre.</p>
---	-------------	---





THURSDAY ACTIVITY 2

	READ	Read the  and  words from Activity 1.
	WRITE	<ol style="list-style-type: none">Who likes to ride her bike? _____ likes to ride her bike.What does Jane hit her tyre on? She hits her tyre on _____.Who could help? Mandu could help _____.What will Mandu go and fetch? He will go and fetch _____.Why will he fetch a pump? He will fetch a pump to _____.

FRIDAY ACTIVITY 1

	READ	Read all the  and  words again.
	READ	Read the story from Thursday Activity 1.

FRIDAY ACTIVITY 2

	READ	Read all the  and  words again.
	WRITE	Write the sentences in your book. Fix the mistakes. <ol style="list-style-type: none">she likes to ride her bike with manduher tyre is flathow will she get back

HOME LANGUAGE WORKSHEET






ENGLISH GRADE 2 TERM 1

WEEK 8

MONDAY ACTIVITY 1




	LOOK & SAY	laugh	home	hiding	found	where
	SOUND OUT	find	catch	tricky	very	
		fetch	real	street	proud	
	READ	I am hiding. Can you <u>find</u> me? Am I hiding by the <u>street</u> ? No I am not. Am I hiding by the dog? No I am not. I am hiding in a <u>tricky</u> spot. I am hiding in a <u>very tricky</u> spot. Where am I hiding? I must not laugh. I must not laugh or you will <u>find</u> me. You will <u>find</u> me and <u>catch</u> me. I am <u>proud</u> of my <u>tricky</u> hiding spot!				
	WRITE	Write the  and  words in your dictionary.				

MONDAY ACTIVITY 2





	READ	Read the  and  words from Activity 1.
	READ	I will go home. I will go home to <u>find</u> you. I will go home. I will go home to <u>catch</u> you. You are hiding. Where are you hiding? I will <u>find</u> you! Where are you hiding? I will <u>catch</u> you! You will laugh. You will laugh and I will <u>find</u> you. You will laugh and I will <u>catch</u> you. I found you! I found you hiding. I found you hiding in a <u>tricky</u> spot.
	WRITE	Write a sentence with: tricky Write a question with: where

TUESDAY ACTIVITY 1




	LOOK & SAY	laugh	home	hiding	found	where
---	------------	-------	------	--------	-------	-------


	SOUND OUT	key	donkey	turkey	valley
		donkey	key	valley	turkey
	READ	I found a <u>donkey</u> . I found a <u>turkey</u> . I found a <u>donkey</u> and a <u>turkey</u> . Where did you find the <u>donkey</u> ? Where did you find the <u>turkey</u> ? I found the <u>donkey</u> in the <u>valley</u> . I found the <u>donkey</u> hiding in the <u>valley</u> . I found the <u>turkey</u> in the <u>valley</u> . I found the <u>turkey</u> hiding in the <u>valley</u> . I found the <u>donkey</u> and the <u>turkey</u> hiding in the <u>valley</u> .			
	WRITE	1. What did I find? I found a _____ and a _____. 2. Where did I find them? I found them in the _____.			

TUESDAY ACTIVITY 2







	READ	Read the  and  words from Activity 1.
	WRITE	Write a sentence with: key Write a question with: donkey

WEDNESDAY ACTIVITY 1



	LOOK & SAY	laugh	home	hiding	found	where
	SOUND OUT	cage	rage	page	sage	
		age	stage	wage	engage	
	READ	I see a <u>cage</u> . Where is the <u>cage</u> ? The <u>cage</u> is on the <u>stage</u> . I will hide. I will hide in the <u>cage</u> . I will hide in the <u>cage</u> on the <u>stage</u> . I will not laugh. I will not laugh in the <u>cage</u> . I will not laugh in the <u>cage</u> on the <u>stage</u> . I will not get in a <u>rage</u> . I will not get in a <u>rage</u> in the <u>cage</u> . I will not get in a <u>rage</u> in the <u>cage</u> on the <u>stage</u> . You will not find me hiding in the <u>cage</u> on the <u>stage</u> !				


	<p>WRITE</p>	<p>1. What do I see? I see a _____.</p> <p>2. Where is the cage? The cage is on the _____.</p>
---	---------------------	--

WEDNESDAY ACTIVITY 2





	<p>READ</p>	<p>Read the  and  words from Activity 1.</p>
	<p>WRITE</p>	<p>Write the  words and  words in your dictionary. Write a sentence with: page Write a question with: home</p>

THURSDAY ACTIVITY 1





	<p>LOOK & SAY</p>	<p>laugh</p>	<p>home</p>	<p>hiding</p>	<p>found</p>	<p>where</p>
	<p>SOUND OUT</p>	<p>rage</p>	<p>cage</p>	<p>key</p>	<p>donkey</p>	
		<p>valley</p>	<p>turkey</p>	<p>page</p>	<p>age</p>	

	<p>READ</p>	<div data-bbox="406 1086 1029 1803" data-label="Image"> </div> <p>Siviwe likes to hide. Where is Siviwe hiding? Is he hiding in the <u>cage</u>? No he is not. Is he hiding in the <u>valley</u>? No he is not. Is he hiding by the <u>turkey</u>? No he is not. Is he hiding at home? No he is not. Where is he hiding? We cannot find him. Is he hiding in the drum? Yes he is.</p> <p>He was hiding in the drum. We found him. We found Siviwe!</p>
---	--------------------	--





THURSDAY ACTIVITY 2

	READ	Read the  and  words from Activity 1.
	WRITE	<ol style="list-style-type: none">Who likes to hide? _____ likes to hide.Where was the first place we thought he was hiding? Firstly we thought he was hiding in the _____.Where was the second place we thought he was hiding? Secondly we thought he was hiding in the _____.Where was the third place we thought he was hiding? Thirdly we thought he was hiding by the _____.Where was Siviwe hiding? He was hiding in the _____.

FRIDAY ACTIVITY 1

	READ	Read all the  and  words again.
	READ	Read the story from Thursday Activity 1.

FRIDAY ACTIVITY 2


	READ	Read all the  and  words again.
	WRITE	Write the sentences in your book. Fix the mistakes. <ol style="list-style-type: none">where is siviwe hidingis he hiding in the drumwe found siviwe

HOME LANGUAGE WORKSHEET






ENGLISH GRADE 2 TERM 1

WEEK 9



MONDAY ACTIVITY 1



	LOOK & SAY	together	please	buy	half	work
	SOUND OUT	greedy	kind	key	very	
		catch	strong	swim	hike	
	READ	I am <u>strong</u> . I am <u>very strong</u> . Are you <u>strong</u> ? Are you <u>very strong</u> ? I am <u>kind</u> . I am <u>very kind</u> . Are you <u>kind</u> ? Are you <u>very kind</u> ? I am not <u>greedy</u> . I am not <u>very greedy</u> . Are you <u>greedy</u> ? Are you <u>very greedy</u> ? I like to <u>swim</u> . Do you like to <u>swim</u> ? I like to <u>hike</u> . Do you like to <u>hike</u> ?				
	WRITE	Write the  and  words in your dictionary.				

MONDAY ACTIVITY 2





	READ	Read the  and  words from Activity 1.				
	READ	I like to play. I do not like to work. I like to <u>swim</u> . I do not like to work. I like to <u>hike</u> . I do not like to work. I like to play and <u>swim</u> and <u>hike</u> but I do not like to work. Do you like to play? Do you like to <u>swim</u> ? Do you like to <u>hike</u> ? Do you like to work?				
	WRITE	Write a sentence with: catch Write a question with: please				

TUESDAY ACTIVITY 1





	LOOK & SAY	together	please	buy	half	work
	SOUND OUT	fight	bike	string	find	
		eat	steal	crime	meat	

	READ	<p>I want to <u>eat</u>. I want to <u>eat</u> the <u>meat</u>. Could I <u>steal</u> the <u>meat</u>? Could I <u>steal</u> the <u>meat</u> that I want to <u>eat</u>? No, it is a <u>crime</u>. It is a <u>crime</u> to <u>steal</u>. It is a <u>crime</u> to <u>steal</u> the <u>meat</u>. You must buy the <u>meat</u>. You must buy the <u>meat</u> that you want to <u>eat</u>. Please do not <u>steal</u>! Please do not <u>steal</u> the <u>meat</u>!</p>
	WRITE	<p>1. What do I want to eat? I want to eat the _____.</p> <p>2. What is a crime? It is a crime to _____.</p>







TUESDAY ACTIVITY 2

	READ	Read the  and  words from Activity 1.
	WRITE	Write a sentence with: crime Write a question with: work



WEDNESDAY ACTIVITY 1



	LOOK & SAY	together	please	buy	half	work
	SOUND OUT	fright	smelly	tiger	light	
		prank	cage	fetch	scream	
	READ	<p>I will play a <u>prank</u>. I will play a <u>prank</u> on mom. I will buy the <u>tiger</u>. I will buy the <u>tiger</u> in the <u>cage</u>. The <u>tiger</u> is <u>smelly</u>. My mom will see the <u>tiger</u>. She will see the <u>smelly</u> <u>tiger</u>. Mom will get a <u>fright</u>. She will get a big <u>fright</u>. Mom will <u>scream</u>. I will laugh. I will laugh when mom gets a <u>fright</u>. I will laugh when mom <u>screams</u>!</p>				
	WRITE	<p>1. Who will I play a prank on? I will play a prank on _____.</p> <p>2. What will I buy? I will buy the _____.</p>				

WEDNESDAY ACTIVITY 2





	READ	Read the  and  words from Activity 1.
	WRITE	Write the  words and  words in your dictionary. Write a sentence with: fright Write a question with: buy

THURSDAY ACTIVITY 1





	LOOK & SAY	together	please	buy	half	work
	SOUND OUT	ride	street	bike	proud	
		very	find	page	stretch	

	READ	 <p>Marie wants a <u>bike</u>. She wants to <u>ride</u> with Busi. Busi has a <u>bike</u>. "Please can you buy me a <u>bike</u> dad?" Marie asks. "I will pay half." Dad says. Marie will work. She will work to buy the <u>bike</u>. She wants to <u>ride</u> her <u>bike</u>. She wants to ride her <u>bike</u> in the <u>street</u> with Busi. Marie has enough to buy the <u>bike</u>! Marie is very <u>proud</u> that she has enough. She can <u>ride</u> together with Busi.</p>	<p>Marie wants a <u>bike</u>. She wants to <u>ride</u> with Busi. Busi has a <u>bike</u>. "Please can you buy me a <u>bike</u> dad?" Marie asks. "I will pay half." Dad says. Marie will work. She will work to buy the <u>bike</u>. She wants to <u>ride</u> her <u>bike</u>. She wants to ride her <u>bike</u> in the <u>street</u> with Busi. Marie has enough to buy the <u>bike</u>! Marie is very <u>proud</u> that she has enough. She can <u>ride</u> together with Busi.</p>
---	------	---	---





THURSDAY ACTIVITY 2

	READ	Read the  and  words from Activity 1.
	WRITE	<ol style="list-style-type: none">Who wants a bike? _____ wants a bike.Who has a bike? _____ has a bike.How much will dad pay? Dad will pay _____.What will Marie do to buy the bike? Marie will _____ to buy the bike.How does Marie feel that she has enough to buy the bike? Marie feels _____ that she has enough to buy the bike.

FRIDAY ACTIVITY 1

	READ	Read all the  and  words again.
	READ	Read the story from Thursday Activity 1.

FRIDAY ACTIVITY 2







	READ	Read all the  and  words again.
	WRITE	Write the sentences in your book. Fix the mistakes. <ol style="list-style-type: none">she wants to ride with busiplease can you buy me a bike dad marie asksmarie has enough to buy the bike

HOME LANGUAGE WORKSHEET






ENGLISH GRADE 2 TERM 1

WEEK 10



MONDAY ACTIVITY 1



	LOOK & SAY	share	story	barn	lazy	candle
	SOUND OUT	prick	donkey	bite	fight	
		right	fetch	rage	night	
	READ	I will <u>prick</u> the <u>donkey</u> . I will <u>prick</u> the <u>donkey</u> with a pin. I will <u>fetch</u> the pin. I will <u>fetch</u> the pin to <u>prick</u> the <u>donkey</u> . The <u>donkey</u> is in the barn. It is not <u>right</u> ! It is not <u>right</u> to <u>prick</u> the <u>donkey</u> . It is not <u>right</u> to <u>prick</u> the <u>donkey</u> with a pin. The <u>donkey</u> will <u>bite</u> you. The <u>donkey</u> will <u>bite</u> you if you <u>prick</u> it with a pin!				
	WRITE	Write the  and  words in your dictionary.				

MONDAY ACTIVITY 2





	READ	Read the  and  words from Activity 1.				
	READ	Please do not <u>fight</u> . Please do not <u>fight</u> at <u>night</u> . It is not <u>right</u> . It is not <u>right</u> to <u>fight</u> at <u>night</u> . Do not get into a <u>rage</u> . Do not get into a <u>rage</u> at <u>night</u> . It is not <u>right</u> . It is not <u>right</u> to get into a <u>rage</u> . It is not <u>right</u> to get into a <u>rage</u> at <u>night</u> .				
	WRITE	Write a sentence with: fight Write a question with: story				

TUESDAY ACTIVITY 1





	LOOK & SAY	share	story	barn	lazy	candle
	SOUND OUT	swop	swing	bike	kite	
		steal	greedy	prank	kind	

	READ	Will you be <u>kind</u> ? Will you be <u>kind</u> and share? Will you be <u>kind</u> and share your <u>kite</u> ? Will you be <u>kind</u> and share your <u>kite</u> with me. I have a <u>kite</u> . We can <u>swop</u> . You must not be <u>greedy</u> . You must not be <u>greedy</u> , you must share. I will not <u>steal</u> your <u>kite</u> . I will not play a <u>prank</u> and <u>steal</u> your <u>kite</u> .
	WRITE	1. What do I want you to share with me? I want you to share your _____ with me. 2. Will I steal your kite? Yes/No, I will/ will not steal your kite.







TUESDAY ACTIVITY 2

	READ	Read the  and  words from Activity 1.
	WRITE	Write a sentence with: swop Write a question with: lazy



WEDNESDAY ACTIVITY 1



	LOOK & SAY	share	story	barn	lazy	candle
	SOUND OUT	donkey	turkey	tiger	bite	
	READ	Is the <u>donkey</u> in the barn? Yes, the <u>donkey</u> is in the barn. Is the <u>turkey</u> in the barn? Yes, the <u>turkey</u> is in the barn. Is the <u>tiger</u> in the barn? No, the <u>tiger</u> is not in the barn. The <u>tiger</u> will <u>bite</u> the <u>donkey</u> . The <u>tiger</u> will <u>bite</u> the <u>turkey</u> . It will be <u>very</u> bad if the <u>tiger</u> is in the barn!				
	WRITE	1. Who is in the barn? The _____ and _____ are in the barn. 2. What will the tiger do to the donkey and the turkey? The tiger will _____ the donkey and the turkey.				

WEDNESDAY ACTIVITY 2

	READ	Read the  and  words from Activity 1.
	WRITE	Write the  words and  words in your dictionary. Write a sentence with: meal Write a question with: barn


THURSDAY ACTIVITY 1

	LOOK & SAY	share	story	barn	lazy	candle
	SOUND OUT	bright	read	light	proud	
		night	page	seat	scream	





	READ	 <p>Let me share a story. In the story we see a boy. We think he is lazy. Is he lazy? He sits. He sits and <u>reads</u>. He sits and plans. He sits and <u>reads</u> and plans. He thinks. He thinks of an idea. He can <u>light</u> a candle. He can <u>light</u> a <u>bright</u> candle. He can <u>light</u> a <u>bright</u> candle in the barn. He is not lazy. He plans and thinks of ideas!</p>	<p>Let me share a story. In the story we see a boy. We think he is lazy. Is he lazy? He sits. He sits and</p>
---	------	---	---

THURSDAY ACTIVITY 2





	READ	Read the  and  words from Activity 1.
---	------	---

	<p>WRITE</p>	<ol style="list-style-type: none"> 1. Who do we see in the story? We see a _____ in the story. 2. What do we think? We think _____. 3. What does he sit and do? He sits and _____ and _____. 4. What can he light? He can light a _____. 5. Is the boy lazy? Yes/ No, the boy is/is not lazy.
---	---------------------	--

FRIDAY ACTIVITY 1

	<p>READ</p>	<p>Read all the  and  words again.</p>
	<p>READ</p>	<p>Read the story from Thursday Activity 1.</p>

FRIDAY ACTIVITY 2







	<p>READ</p>	<p>Read all the  and  words again.</p>
	<p>WRITE</p>	<p>Write the sentences in your book. Fix the mistakes.</p> <ol style="list-style-type: none"> 1. is he lazy 2. he is not lazy 3. he plans and thinks of ideas

HOME LANGUAGE WORKSHEET






ENGLISH GRADE 3 TERM 1

WEEK 3




MONDAY ACTIVITY 1


	LOOK & SAY	busy	everyone	worst	ever	birthday
	SOUND OUT	sad	mad	fun	not	
		sit	think	wish	chat	
	READ	I am <u>sad</u> . I am <u>mad</u> . I am <u>sad</u> and I am <u>mad</u> . I <u>sit</u> . I <u>think</u> . I <u>sit</u> and <u>think</u> . I <u>sit</u> and <u>think</u> and I am <u>mad</u> and I am <u>sad</u> .				
	WRITE	Write the  and  words in your dictionary.				

MONDAY ACTIVITY 2





	READ	Read the  and  words from Activity 1.
	READ	Can we <u>sit</u> ? Can we <u>chat</u> ? Can we <u>sit</u> and <u>chat</u> ? It will be <u>fun</u> . It will be <u>fun</u> to <u>sit</u> and <u>chat</u> . I <u>think</u> it will be <u>fun</u> to <u>sit</u> and <u>chat</u> .
	WRITE	Write a sentence with: sad Write a question with: fun

TUESDAY ACTIVITY 1





	LOOK & SAY	busy	everyone	worst	ever	birthday
	SOUND OUT	pray	prank	prick	preen	
		press	proud			
	READ	I am not <u>proud</u> . I am not <u>proud</u> of the <u>prank</u> . It is the worst. It is the worst <u>prank</u> . It is the worst <u>prank</u> ever. Are you <u>proud</u> ? Are you <u>proud</u> of the <u>prank</u> ? Everyone is mad. Everyone is sad. It was not fun. It was not fun to see everyone sad. It was not fun to see everyone mad.				

	WRITE	1. How does everyone feel? Everyone is _____ and _____. 2. What was not fun? It was not fun to _____.
---	--------------	--







TUESDAY ACTIVITY 2

	READ	Read the  and  words from Activity 1.
	WRITE	Write a sentence with: pray Write a question with: birthday



WEDNESDAY ACTIVITY 1

	LOOK & SAY	busy	everyone	worst	ever	birthday
	SOUND OUT	light	sight	fight	night	
	READ	I see. I see a <u>light</u> . I see a <u>bright light</u> . Can you see the <u>light</u> ? Can you see the <u>bright light</u> ? It is a <u>sight</u> . It is a <u>sight</u> to see the <u>bright light</u> . It is a <u>sight</u> to see the <u>bright light</u> at <u>night</u> . It is not <u>right</u> . It is not <u>right</u> to <u>fight</u> . It is not <u>right</u> to <u>fight</u> in the <u>night</u> .				
	WRITE	1. What can I see? I can see a ____. 2. What is not right? It is not right to ____.				

WEDNESDAY ACTIVITY 2

	READ	Read the  and  words from Activity 1.
	WRITE	Write the  words and  words in your dictionary. Write a sentence with: light Write a question with: busy

THURSDAY ACTIVITY 1

	LOOK & SAY	busy	everyone	wors	ever	birthday
	SOUND OUT	proud	prick	pray	press	
		right	fight	sight	night	



READ



Mandla is sad.
Mandla is mad.
Mom is busy. Dad is busy.
Everyone is busy.
This is the worst


birthday ever! It is not right. It is not right to be busy. It is not right to be busy on my birthday. It is not right for mom to be busy. It is not right for dad to be busy. It is not right for everyone to be busy on my birthday. This is the worst birthday ever!

THURSDAY ACTIVITY 2







READ





Read the  and  words from Activity 1.

	<p>WRITE</p>	<ol style="list-style-type: none"> 1. Who is sad? _____ is sad. 2. Why is Mandla sad? He is sad because _____. 3. What is not right? It is not right for _____. 4. Who is busy? _____ is busy. 5. What kind of birthday is this? This is the _____ birthday.
---	--------------	---

FRIDAY ACTIVITY 1

	<p>READ</p>	<p>Read all the  and  words again.</p>
	<p>READ</p>	<p>Read the story from Thursday Activity 1.</p>

FRIDAY ACTIVITY 2







	<p>READ</p>	<p>Read all the  and  words again.</p>
	<p>WRITE</p>	<p>Write the sentences in your book. Fix the mistakes.</p> <ol style="list-style-type: none"> 1. mandla is sad on his birthday 2. is it right for everyone to be busy 3. this is the worst birthday ever

HOME LANGUAGE WORKSHEET






ENGLISH GRADE 2 TERM 1

WEEK 4



MONDAY ACTIVITY 1


	LOOK & SAY	ideas	many	thought	party	what
	SOUND OUT	right	tight	night	high	
		prick	proud	prank	press	
	READ	I was <u>right</u> . I thought I was <u>right</u> . I thought I was <u>right</u> at <u>night</u> . I was <u>proud</u> . I was <u>proud</u> that I was <u>right</u> . I was <u>proud</u> that I thought that I was <u>right</u> . I was <u>proud</u> that I thought that I was <u>right</u> at <u>night</u> .				
	WRITE	Write the  and  words in your dictionary.				


MONDAY ACTIVITY 2

	READ	Read the  and  words from Activity 1.				
	READ	I have so many ideas. I have so many ideas at <u>night</u> . I have so many bright ideas at <u>night</u> . I am proud. I am <u>proud</u> of my thoughts. I am <u>proud</u> of my thoughts at <u>night</u> . I am <u>proud</u> of my bright thoughts at <u>night</u> .				
	WRITE	Write a sentence with: high Write a question with: party				

TUESDAY ACTIVITY 1


	LOOK & SAY	ideas	many	thought	party	what
	SOUND OUT	swing	swim	swop	swam	
		swop	sway			

	READ	I will <u>swim</u> . I will <u>swim</u> at the party. I will <u>swing</u> . I will <u>swim</u> at the party. I will <u>swim</u> and I will <u>swing</u> . I will <u>swim</u> and I will <u>swing</u> at the party. I will <u>sway</u> . I will <u>sway</u> at the party. I will <u>swing</u> and <u>swim</u> and <u>sway</u> at the party!
---	------	--

	WRITE	1. What will I do? I will _____ and _____ and _____. 2. Where will I swim and swing and sway? I will swim and swing and sway at the _____.
---	-------	---


TUESDAY ACTIVITY 2


	READ	Read the  and  words from Activity 1.
---	------	---

	WRITE	Write a sentence with: swim Write a question with: party
---	-------	---

WEDNESDAY ACTIVITY 1




	LOOK & SAY	ideas	many	thought	party	what
	SOUND OUT	slime	bike	bite	kite	
		hike	crime			

	READ	I will ride. I will ride my <u>bike</u> . I will ride my <u>bike</u> to the party. I will <u>bite</u> . I will <u>bite</u> the <u>slime</u> . I will <u>bite</u> the <u>slime</u> at the party. You must not. You must not <u>bite</u> . You must not <u>bite</u> the <u>slime</u> at the party. You can <u>swim</u> . You can <u>swim</u> and <u>swing</u> . You can <u>swim</u> and <u>swing</u> at the party.
---	------	--



	WRITE	1. What will I ride? I will ride my _____. 2. What will I bite at the party? I will bite _____ at the party.
---	-------	---



WEDNESDAY ACTIVITY 2

	READ	Read the  and  words from Activity 1.
---	------	---

	WRITE	Write the  words and  words in your dictionary. Write a sentence with: kite Write a question with: hike
---	--------------	--


THURSDAY ACTIVITY 1

	LOOK & SAY	ideas	many	thought	party	what
	SOUND OUT	bite	slime	swim	kite	
		swing	swop	bike	swam	





	READ	<div style="display: flex; align-items: center;">  <div style="margin-left: 20px;"> <p>Zanele has many ideas. Zanele has many thoughts. Zanele has many ideas and thought for a party. What party will she have? What party will she like? Will she have a <u>kite</u> party? No she will not. Will she have a <u>slime</u> party? No she will not. Will she have a bike party? No she will not. What party will she have? What party will she like?</p> </div> </div>
---	-------------	---

THURSDAY ACTIVITY 2





	READ	Read the  and  words from Activity 1.
---	-------------	---

	<p style="text-align: center;">WRITE</p>	<ol style="list-style-type: none"> 1. Who has many ideas? _____ has many ideas. 2. What does Zanele have many thoughts and ideas about? She has many thoughts and ideas about _____. 3. Will she have a kite party? Yes/No, she will/ will not have a kite party. 4. Will she have a slime party? Yes/No, she will/ will not have a slime party. 5. Will she have a bike party? Yes/No, she will/ will not have a bike party.
---	---	--

FRIDAY ACTIVITY 1

	<p style="text-align: center;">READ</p>	<p>Read all the  and  words again.</p>
	<p style="text-align: center;">READ</p>	<p>Read the story from Thursday Activity 1.</p>

FRIDAY ACTIVITY 2







	<p style="text-align: center;">READ</p>	<p>Read all the  and  words again.</p>
	<p style="text-align: center;">WRITE</p>	<p>Write the sentences in your book. Fix the mistakes.</p> <ol style="list-style-type: none"> 1. zanele has many ideas 2. will she have a kite party 3. what party will she like

HOME LANGUAGE WORKSHEET






ENGLISH GRADE 2 TERM 1

WEEK 5



MONDAY ACTIVITY 1


	LOOK & SAY	good	drove	wish	different	enough
	SOUND OUT	right	night	swop	sway	
		prick	proud	hike	crime	
	READ	I will <u>hike</u> . I like to <u>hike</u> . Do you like to <u>hike</u> ? It is good. It is good to <u>hike</u> . I <u>hike</u> at <u>night</u> . Is it good? Is it good to <u>hike</u> at <u>night</u> ? Is it <u>right</u> ? Is it <u>right</u> to <u>hike</u> at <u>night</u> ? It is not good. It is not good to <u>hike</u> at <u>night</u> . It is not <u>right</u> . It is not <u>right</u> to <u>hike</u> at <u>night</u> .				
	WRITE	Write the  and  words in your dictionary.				


MONDAY ACTIVITY 2

	READ	Read the  and  words from Activity 1.				
	READ	I will <u>prick</u> my mom. I will <u>prick</u> my mom with a pin. Is it good? Is it good to <u>prick</u> my mom? Is it good to <u>prick</u> my mom with a pin? No, it is not good! It is not good to <u>prick</u> my mom with a pin! Is it <u>right</u> ? Is it <u>right</u> to <u>prick</u> my mom? Is it <u>right</u> to <u>prick</u> my mom with a pin? No, it is not <u>right</u> ! It is not <u>right</u> to <u>prick</u> my mom with a pin!				
	WRITE	Write a sentence with: swop Write a question with: drove				

TUESDAY ACTIVITY 1


	LOOK & SAY	good	drove	wish	different	enough
	SOUND OUT	string	strain	strong	stray	
		stripe	street			

	READ	I see a dog. I see a <u>stray</u> dog. I see a <u>stray</u> dog on the <u>street</u> . I will get a <u>string</u> . I will get a <u>strong string</u> . I will get a <u>strong string</u> to help the dog. I will get a <u>strong string</u> to help the <u>stray</u> dog. He has a <u>stripe</u> . He has a <u>stripe</u> on his back. He is good. He is good dog.
---	------	---


	WRITE	1. What do I see? I see a ____. 2. What will I get to help the dog? I will get a ____.
---	-------	---


TUESDAY ACTIVITY 2


	READ	Read the  and  words from Activity 1.
---	------	---


	WRITE	Write a sentence with: strong Write a question with: wish
---	-------	--

WEDNESDAY ACTIVITY 1







	LOOK & SAY	good	drove	wish	different	enough
---	------------	------	-------	------	-----------	--------

	SOUND OUT	tiger	blind	kind	find
		kind	tiger	find	blind



	READ	I will <u>find</u> . I will <u>find</u> a <u>tiger</u> . I will <u>find</u> a <u>blind tiger</u> . The <u>blind tiger</u> is good. The <u>blind tiger</u> is <u>kind</u> . Is the <u>blind tiger</u> strong? Yes the <u>blind tiger</u> is strong. What will the <u>tiger</u> do? What will the <u>blind tiger</u> do? Will the <u>tiger</u> fight? Will the <u>blind tiger</u> fight? No, the <u>blind tiger</u> will not fight. The <u>blind tiger</u> is good and <u>kind</u> .
---	------	--



	WRITE	1. What will I find? I will find a ____. 2. Will the tiger fight? Yes/No, the tiger will/will not fight.
---	-------	---

WEDNESDAY ACTIVITY 2

	READ	Read the  and  words from Activity 1.
	WRITE	Write the  words and  words in your dictionary. Write a sentence with: tiger Write a question with: find


THURSDAY ACTIVITY 1

	LOOK & SAY	good	drove	wish	different	enough			
	SOUND OUT	tiger		blind		kind		find	
		strong		street		stray		string	





	READ		<p>Chuck is good. Chuck is <u>kind</u>. Chuck is <u>strong</u>. He is good and <u>kind</u> and <u>strong</u>. He is good and <u>kind</u> and <u>strong</u> but Chuck will wish. He will wish to be different. He thought he was not good enough. He was sad. He was sad as he drove on the <u>street</u>. He must not be sad! He must</p> <p>not wish to be different! He is good enough.</p>
---	------	---	---

THURSDAY ACTIVITY 2





	READ	Read the  and  words from Activity 1.
---	------	---

	<p>WRITE</p>	<ol style="list-style-type: none"> 1. Who is the story about? The story is about _____. 2. What does Chuck wish to be? Chuck wishes to be _____. 3. How did chuck feel as he drove on the street? Chuck felt _____ as he drove on the street. 4. What kind of truck is Chuck? Chuck is _____ and _____ and _____. 5. Is Chuck good enough? Yes/No, he is/ is not good enough.
---	---------------------	--

FRIDAY ACTIVITY 1

	<p>READ</p>	<p>Read all the  and  words again.</p>
	<p>READ</p>	<p>Read the story from Thursday Activity 1.</p>

FRIDAY ACTIVITY 2






	<p>READ</p>	<p>Read all the  and  words again.</p>
	<p>WRITE</p>	<p>Write the sentences in your book. Fix the mistakes.</p> <ol style="list-style-type: none"> 1. he must not wish to be different 2. he was sad as he drove on the street 3. he is good and kind and strong

HOME LANGUAGE WORKSHEET






ENGLISH GRADE 2 TERM 1

WEEK 6



MONDAY ACTIVITY 1


	LOOK & SAY	school	first	started	running	great
	SOUND OUT	strong	street	find	kind	
		proud	hike	bike	swim	
	READ	I am <u>strong</u> . I am <u>proud</u> . I am <u>kind</u> . I am <u>strong</u> and <u>proud</u> and <u>kind</u> . I like to be me. I like to <u>hike</u> . I like to <u>swim</u> . I like to ride my <u>bike</u> . I like to <u>hike</u> and <u>swim</u> and ride my <u>bike</u> . I like to be me. I am <u>proud</u> to be me. I think I am great!				
	WRITE	Write the  and  words in your dictionary.				


MONDAY ACTIVITY 2

	READ	Read the  and  words from Activity 1.
	READ	I ride my <u>bike</u> . I ride my <u>bike</u> to school. I ride my <u>bike</u> to school on the <u>street</u> . I think it is great. I think it is great to ride my <u>bike</u> . I think it is great to ride my <u>bike</u> to school. I think it is great to ride my <u>bike</u> to school on the <u>street</u> . Do you think it is great? Do you think it is great to ride a <u>bike</u> ? Do you think it is great to ride a <u>bike</u> to school?
	WRITE	Write a sentence with: swim Write a question with: school

TUESDAY ACTIVITY 1


	LOOK & SAY	school	first	started	running	great
	SOUND OUT	eat	seat	meat	meal	
		steal	real			

	READ	I will <u>eat</u> . I will <u>eat</u> the <u>meat</u> . It is great. It is a great <u>meal</u> . It is a great <u>meal</u> to <u>eat</u> the <u>meat</u> . I will sit. I will sit on the <u>seat</u> . I will sit on the <u>seat</u> and <u>eat</u> . I will sit on the <u>seat</u> and <u>eat</u> the <u>meat</u> . I will <u>eat</u> enough. I will <u>eat</u> enough <u>meat</u> .
---	------	---



	WRITE	1. What will I eat? I will eat the _____. 2. Where will I sit? I will sit on the _____.
---	-------	--


TUESDAY ACTIVITY 2


	READ	Read the  and  words from Activity 1.
---	------	---

	WRITE	Write a sentence with: steal Write a question with: real
---	-------	---

WEDNESDAY ACTIVITY 1




	LOOK & SAY	school	first	started	running	great
	SOUND OUT	scrap	scream	screen	scrape	
		scram				

	READ	I <u>scream</u> . I <u>scream</u> at school. Do you <u>scream</u> ? Do you <u>scream</u> at school? Is it good? Is it good to <u>scream</u> ? Is it good to <u>scream</u> at school? No it is not good. It is not good to <u>scream</u> at school. I will not <u>scream</u> . I will not <u>scream</u> at school. I will sit in my seat and I will not <u>scream</u> .
---	------	--

	WRITE	1. Where do I scream? I scream at _____. 2. Is it good to scream at school? Yes/No, it is/is not good to scream at school.
---	-------	---





WEDNESDAY ACTIVITY 2

	READ	Read the  and  words from Activity 1.
---	------	---





	WRITE	Write the  words and  words in your dictionary. Write a
---	-------	---

sentence with: scrape
Write a question with: first





THURSDAY ACTIVITY 1

	LOOK & SAY	school	first	started	running	great			
	SOUND OUT	seat		eat		real		dream	
		screen		scrap		scrape		scream	
	READ	<div style="display: flex; justify-content: space-between;"> <div style="width: 70%;">  </div> <div style="width: 25%; font-size: small;"> <p>Haile is great. He is great at running. He first started running to school. He was great at running to school. Haile had</p> </div> </div> <p>a <u>dream</u>. He had a <u>dream</u> to run. He had a <u>dream</u> to be the best. He had a <u>dream</u> to be the best at running. He will fight. He will fight to reach his <u>dream</u>! He will fight to reach his <u>dream</u> to be the best at running.</p>							





THURSDAY ACTIVITY 2

	READ	Read the  and  words from Activity 1.
	WRITE	<ol style="list-style-type: none">Who is great? _____ is great.What is Haile great at? Haile is great at _____.Where did he first start running to? He started running to _____.What did he want to be the best at? He wanted to be the best at _____.What will he do to reach his dream? He will _____ to reach his dream.

FRIDAY ACTIVITY 1

	READ	Read all the  and  words again.
	READ	Read the story from Thursday Activity 1.

FRIDAY ACTIVITY 2







	READ	Read all the  and  words again.
	WRITE	Write the sentences in your book. Fix the mistakes. <ol style="list-style-type: none">haile had a dreamhe had a dream to runhe will fight to reach his dream

HOME LANGUAGE WORKSHEET






ENGLISH GRADE 2 TERM 1

WEEK 7



MONDAY ACTIVITY 1


	LOOK & SAY	how	tyre	have	want	could
	SOUND OUT	swing	proud	strong	scream	
		real	kind	bike	night	
	READ	Can you ride? Can you ride a <u>bike</u> ? Can you ride a <u>bike</u> at <u>night</u> ? I want to ride a <u>bike</u> . I want to ride a <u>bike</u> at <u>night</u> . How do you ride a <u>bike</u> ? How do you ride a <u>bike</u> at <u>night</u> ? Could you teach me? Could you teach me to ride a <u>bike</u> at <u>night</u> ?				
	WRITE	Write the  and  words in your dictionary.				


MONDAY ACTIVITY 2

	READ	Read the  and  words from Activity 1.				
	READ	Have you seen my <u>bike</u> ? I have lost it. I lost it at <u>night</u> . I lost my <u>bike</u> at <u>night</u> . Could you be <u>kind</u> ? Could you be <u>kind</u> and help me? Could you be <u>kind</u> and help me find my <u>bike</u> ? How will we find it? How will we find the <u>bike</u> ? How will we find the <u>bike</u> that I lost at <u>night</u> ?				
	WRITE	Write a sentence with: scream Write a question with: how				

TUESDAY ACTIVITY 1


	LOOK & SAY	how	tyre	have	want	could
	SOUND OUT	catch	hatch	match	fetch	
		stretch	switch	thatch	witch	

	READ	<p>I will <u>fetch</u>. I will <u>fetch</u> the <u>match</u>. I want to <u>fetch</u> the <u>match</u>. How will you <u>fetch</u>? How will you <u>fetch</u> the <u>match</u>? It is by the <u>witch</u>. The <u>match</u> is by the <u>witch</u>. The <u>match</u> is by the <u>witch</u> in the <u>thatch</u> hut. How will <u>fetch</u> the <u>match</u> by the <u>witch</u> in the <u>thatch</u> hut?</p>
---	-------------	--


	WRITE	<p>1. What do I want to fetch? I want to fetch the _____.</p> <p>2. Where is the match? It is by the _____ in the _____ hut.</p>
---	--------------	--


TUESDAY ACTIVITY 2


	READ	<p>Read the  and  words from Activity 1.</p>
---	-------------	--


	WRITE	<p>Write a sentence with: catch Write a question with: want</p>
---	--------------	--

WEDNESDAY ACTIVITY 1







	LOOK & SAY	how	tyre	have	want	could
---	-----------------------	-----	------	------	------	-------

	SOUND OUT	fishy	meaty	smelly	tricky
		greedy	badly	dusty	very



	READ	<p>Have you seen the <u>fishy</u> fish? The <u>fishy</u> fish is <u>smelly</u>. The <u>fishy</u> fish is <u>very smelly</u>. The <u>fishy</u> fish is <u>greedy</u>. The <u>fishy</u> fish is <u>very greedy</u>. The <u>fishy</u> fish is <u>tricky</u>. The <u>fishy</u> fish is <u>very tricky</u>. The <u>fishy</u> fish is <u>very smelly</u> and <u>greedy</u> and <u>tricky</u>. How can the <u>fishy</u> fish be <u>smelly</u> and <u>greedy</u> and <u>tricky</u>?</p>
---	-------------	---



	WRITE	<p>1. Who is the story about? The story is about the _____.</p> <p>2. What kind of fish is the fishy fish? The fishy fish is very _____ and _____ and _____.</p>
---	--------------	--

WEDNESDAY ACTIVITY 2





	READ	Read the  and  words from Activity 1.
	WRITE	Write the  words and  words in your dictionary. Write a sentence with: dusty Write a question with: smelly

THURSDAY ACTIVITY 1





	LOOK & SAY	how	tyre	have	want	could
	SOUND OUT	very	badly	dusty	tricky	
		fetch	catch	match	stretch	

	READ	 <p>Jane likes to ride her bike. She likes to ride her bike with Mandu. Jane hits her tyre. She hits her tyre on a rock. Her tyre is flat! How will she get back? It will be <u>tricky</u> to get back. It will be <u>very tricky</u> to get back with a flat tyre. Mandu could help. Mandu will go and <u>fetch</u> a pump. He will <u>fetch</u> a pump to fix the tyre.</p>
---	-------------	---





THURSDAY ACTIVITY 2

	READ	Read the  and  words from Activity 1.
	WRITE	<ol style="list-style-type: none">Who likes to ride her bike? _____ likes to ride her bike.What does Jane hit her tyre on? She hits her tyre on _____.Who could help? Mandu could help _____.What will Mandu go and fetch? He will go and fetch _____.Why will he fetch a pump? He will fetch a pump to _____.

FRIDAY ACTIVITY 1

	READ	Read all the  and  words again.
	READ	Read the story from Thursday Activity 1.

FRIDAY ACTIVITY 2

	READ	Read all the  and  words again.
	WRITE	Write the sentences in your book. Fix the mistakes. <ol style="list-style-type: none">she likes to ride her bike with manduher tyre is flathow will she get back

HOME LANGUAGE WORKSHEET






ENGLISH GRADE 2 TERM 1

WEEK 8

MONDAY ACTIVITY 1




	LOOK & SAY	laugh	home	hiding	found	where
	SOUND OUT	find	catch	tricky	very	
		fetch	real	street	proud	
	READ	I am hiding. Can you <u>find</u> me? Am I hiding by the <u>street</u> ? No I am not. Am I hiding by the dog? No I am not. I am hiding in a <u>tricky</u> spot. I am hiding in a <u>very tricky</u> spot. Where am I hiding? I must not laugh. I must not laugh or you will <u>find</u> me. You will <u>find</u> me and <u>catch</u> me. I am <u>proud</u> of my <u>tricky</u> hiding spot!				
	WRITE	Write the  and  words in your dictionary.				

MONDAY ACTIVITY 2





	READ	Read the  and  words from Activity 1.
	READ	I will go home. I will go home to <u>find</u> you. I will go home. I will go home to <u>catch</u> you. You are hiding. Where are you hiding? I will <u>find</u> you! Where are you hiding? I will <u>catch</u> you! You will laugh. You will laugh and I will <u>find</u> you. You will laugh and I will <u>catch</u> you. I found you! I found you hiding. I found you hiding in a <u>tricky</u> spot.
	WRITE	Write a sentence with: tricky Write a question with: where

TUESDAY ACTIVITY 1




	LOOK & SAY	laugh	home	hiding	found	where
---	------------	-------	------	--------	-------	-------


	SOUND OUT	key	donkey	turkey	valley
		donkey	key	valley	turkey
	READ	I found a <u>donkey</u> . I found a <u>turkey</u> . I found a <u>donkey</u> and a <u>turkey</u> . Where did you find the <u>donkey</u> ? Where did you find the <u>turkey</u> ? I found the <u>donkey</u> in the <u>valley</u> . I found the <u>donkey</u> hiding in the <u>valley</u> . I found the <u>turkey</u> in the <u>valley</u> . I found the <u>turkey</u> hiding in the <u>valley</u> . I found the <u>donkey</u> and the <u>turkey</u> hiding in the <u>valley</u> .			
	WRITE	1. What did I find? I found a _____ and a _____. 2. Where did I find them? I found them in the _____.			

TUESDAY ACTIVITY 2







	READ	Read the  and  words from Activity 1.
	WRITE	Write a sentence with: key Write a question with: donkey

WEDNESDAY ACTIVITY 1



	LOOK & SAY	laugh	home	hiding	found	where
	SOUND OUT	cage	rage	page	sage	
		age	stage	wage	engage	
	READ	I see a <u>cage</u> . Where is the <u>cage</u> ? The <u>cage</u> is on the <u>stage</u> . I will hide. I will hide in the <u>cage</u> . I will hide in the <u>cage</u> on the <u>stage</u> . I will not laugh. I will not laugh in the <u>cage</u> . I will not laugh in the <u>cage</u> on the <u>stage</u> . I will not get in a <u>rage</u> . I will not get in a <u>rage</u> in the <u>cage</u> . I will not get in a <u>rage</u> in the <u>cage</u> on the <u>stage</u> . You will not find me hiding in the <u>cage</u> on the <u>stage</u> !				


	WRITE	<p>1. What do I see? I see a _____.</p> <p>2. Where is the cage? The cage is on the _____.</p>
---	--------------	--

WEDNESDAY ACTIVITY 2





	READ	Read the  and  words from Activity 1.
	WRITE	Write the  words and  words in your dictionary. Write a sentence with: page Write a question with: home

THURSDAY ACTIVITY 1





	LOOK & SAY	laugh	home	hiding	found	where
	SOUND OUT	rage	cage	key	donkey	
		valley	turkey	page	age	

	READ	<div data-bbox="411 1093 1024 1780" data-label="Image"> </div> <p>Siviwe likes to hide. Where is Siviwe hiding? Is he hiding in the <u>cage</u>? No he is not. Is he hiding in the <u>valley</u>? No he is not. Is he hiding by the <u>turkey</u>? No he is not. Is he hiding at home? No he is not. Where is he hiding? We cannot find him. Is he hiding in the drum? Yes he is.</p> <p>He was hiding in the drum. We found him. We found Siviwe!</p>
---	-------------	--





THURSDAY ACTIVITY 2

	READ	Read the  and  words from Activity 1.
	WRITE	<ol style="list-style-type: none">Who likes to hide? _____ likes to hide.Where was the first place we thought he was hiding? Firstly we thought he was hiding in the _____.Where was the second place we thought he was hiding? Secondly we thought he was hiding in the _____.Where was the third place we thought he was hiding? Thirdly we thought he was hiding by the _____.Where was Siviwe hiding? He was hiding in the _____.

FRIDAY ACTIVITY 1

	READ	Read all the  and  words again.
	READ	Read the story from Thursday Activity 1.

FRIDAY ACTIVITY 2

	READ	Read all the  and  words again.
	WRITE	Write the sentences in your book. Fix the mistakes. <ol style="list-style-type: none">where is siviwe hidingis he hiding in the drumwe found siviwe

HOME LANGUAGE WORKSHEET






ENGLISH GRADE 2 TERM 1

WEEK 9



MONDAY ACTIVITY 1



	LOOK & SAY	together	please	buy	half	work
	SOUND OUT	greedy	kind	key	very	
		catch	strong	swim	hike	
	READ	I am <u>strong</u> . I am <u>very strong</u> . Are you <u>strong</u> ? Are you <u>very strong</u> ? I am <u>kind</u> . I am <u>very kind</u> . Are you <u>kind</u> ? Are you <u>very kind</u> ? I am not <u>greedy</u> . I am not <u>very greedy</u> . Are you <u>greedy</u> ? Are you <u>very greedy</u> ? I like to <u>swim</u> . Do you like to <u>swim</u> ? I like to <u>hike</u> . Do you like to <u>hike</u> ?				
	WRITE	Write the  and  words in your dictionary.				

MONDAY ACTIVITY 2





	READ	Read the  and  words from Activity 1.				
	READ	I like to play. I do not like to work. I like to <u>swim</u> . I do not like to work. I like to <u>hike</u> . I do not like to work. I like to play and <u>swim</u> and <u>hike</u> but I do not like to work. Do you like to play? Do you like to <u>swim</u> ? Do you like to <u>hike</u> ? Do you like to work?				
	WRITE	Write a sentence with: catch Write a question with: please				

TUESDAY ACTIVITY 1





	LOOK & SAY	together	please	buy	half	work
	SOUND OUT	fight	bike	string	find	
		eat	steal	crime	meat	

	READ	I want to <u>eat</u> . I want to <u>eat</u> the <u>meat</u> . Could I <u>steal</u> the <u>meat</u> ? Could I <u>steal</u> the <u>meat</u> that I want to <u>eat</u> ? No, it is a <u>crime</u> . It is a <u>crime</u> to <u>steal</u> . It is a <u>crime</u> to <u>steal</u> the <u>meat</u> . You must buy the <u>meat</u> . You must buy the <u>meat</u> that you want to <u>eat</u> . Please do not <u>steal</u> ! Please do not <u>steal</u> the <u>meat</u> !
	WRITE	1. What do I want to eat? I want to eat the _____. 2. What is a crime? It is a crime to _____.







TUESDAY ACTIVITY 2

	READ	Read the  and  words from Activity 1.
	WRITE	Write a sentence with: crime Write a question with: work



WEDNESDAY ACTIVITY 1



	LOOK & SAY	together	please	buy	half	work
	SOUND OUT	fright	smelly	tiger	light	
		prank	cage	fetch	scream	
	READ	I will play a <u>prank</u> . I will play a <u>prank</u> on mom. I will buy the <u>tiger</u> . I will buy the <u>tiger</u> in the <u>cage</u> . The <u>tiger</u> is <u>smelly</u> . My mom will see the <u>tiger</u> . She will see the <u>smelly</u> <u>tiger</u> . Mom will get a <u>fright</u> . She will get a big <u>fright</u> . Mom will <u>scream</u> . I will laugh. I will laugh when mom gets a <u>fright</u> . I will laugh when mom <u>screams</u> !				
	WRITE	1. Who will I play a prank on? I will play a prank on _____. 2. What will I buy? I will buy the _____.				

WEDNESDAY ACTIVITY 2





	READ	Read the  and  words from Activity 1.
	WRITE	Write the  words and  words in your dictionary. Write a sentence with: fright Write a question with: buy

THURSDAY ACTIVITY 1





	LOOK & SAY	together	please	buy	half	work
	SOUND OUT	ride	street	bike	proud	
		very	find	page	stretch	

	READ	 <p>Marie wants a <u>bike</u>. She wants to <u>ride</u> with Busi. Busi has a <u>bike</u>. "Please can you buy me a <u>bike</u> dad?" Marie asks. "I will pay half." Dad says. Marie will work. She will work to buy the <u>bike</u>. She wants to <u>ride</u> her <u>bike</u>. She wants to ride her <u>bike</u> in the <u>street</u> with Busi. Marie has enough to buy the <u>bike</u>! Marie is very <u>proud</u> that she has enough. She can <u>ride</u> together with Busi.</p>	<p>Marie wants a <u>bike</u>. She wants to <u>ride</u> with Busi. Busi has a <u>bike</u>. "Please can you buy me a <u>bike</u> dad?" Marie asks. "I will pay half." Dad says. Marie</p>
---	------	---	---





THURSDAY ACTIVITY 2

	READ	Read the  and  words from Activity 1.
	WRITE	<ol style="list-style-type: none">Who wants a bike? _____ wants a bike.Who has a bike? _____ has a bike.How much will dad pay? Dad will pay _____.What will Marie do to buy the bike? Marie will _____ to buy the bike.How does Marie feel that she has enough to buy the bike? Marie feels _____ that she has enough to buy the bike.

FRIDAY ACTIVITY 1

	READ	Read all the  and  words again.
	READ	Read the story from Thursday Activity 1.

FRIDAY ACTIVITY 2







	READ	Read all the  and  words again.
	WRITE	Write the sentences in your book. Fix the mistakes. <ol style="list-style-type: none">she wants to ride with busiplease can you buy me a bike dad marie asksmarie has enough to buy the bike

HOME LANGUAGE WORKSHEET






ENGLISH GRADE 2 TERM 1

WEEK 10



MONDAY ACTIVITY 1



	LOOK & SAY	share	story	barn	lazy	candle
	SOUND OUT	prick	donkey	bite	fight	
		right	fetch	rage	night	
	READ	I will <u>prick</u> the <u>donkey</u> . I will <u>prick</u> the <u>donkey</u> with a pin. I will <u>fetch</u> the pin. I will <u>fetch</u> the pin to <u>prick</u> the <u>donkey</u> . The <u>donkey</u> is in the barn. It is not <u>right</u> ! It is not <u>right</u> to <u>prick</u> the <u>donkey</u> . It is not <u>right</u> to <u>prick</u> the <u>donkey</u> with a pin. The <u>donkey</u> will <u>bite</u> you. The <u>donkey</u> will <u>bite</u> you if you <u>prick</u> it with a pin!				
	WRITE	Write the  and  words in your dictionary.				

MONDAY ACTIVITY 2





	READ	Read the  and  words from Activity 1.				
	READ	Please do not <u>fight</u> . Please do not <u>fight</u> at <u>night</u> . It is not <u>right</u> . It is not <u>right</u> to <u>fight</u> at <u>night</u> . Do not get into a <u>rage</u> . Do not get into a <u>rage</u> at <u>night</u> . It is not <u>right</u> . It is not <u>right</u> to get into a <u>rage</u> . It is not <u>right</u> to get into a <u>rage</u> at <u>night</u> .				
	WRITE	Write a sentence with: fight Write a question with: story				

TUESDAY ACTIVITY 1





	LOOK & SAY	share	story	barn	lazy	candle
	SOUND OUT	swop	swing	bike	kite	
		steal	greedy	prank	kind	

	READ	Will you be <u>kind</u> ? Will you be <u>kind</u> and share? Will you be <u>kind</u> and share your <u>kite</u> ? Will you be <u>kind</u> and share your <u>kite</u> with me. I have a <u>kite</u> . We can <u>swop</u> . You must not be <u>greedy</u> . You must not be <u>greedy</u> , you must share. I will not <u>steal</u> your <u>kite</u> . I will not play a <u>prank</u> and <u>steal</u> your <u>kite</u> .
	WRITE	1. What do I want you to share with me? I want you to share your _____ with me. 2. Will I steal your kite? Yes/No, I will/ will not steal your kite.







TUESDAY ACTIVITY 2

	READ	Read the  and  words from Activity 1.
	WRITE	Write a sentence with: swop Write a question with: lazy



WEDNESDAY ACTIVITY 1



	LOOK & SAY	share	story	barn	lazy	candle
	SOUND OUT	donkey	turkey	tiger	bite	
	READ	Is the <u>donkey</u> in the barn? Yes, the <u>donkey</u> is in the barn. Is the <u>turkey</u> in the barn? Yes, the <u>turkey</u> is in the barn. Is the <u>tiger</u> in the barn? No, the <u>tiger</u> is not in the barn. The <u>tiger</u> will <u>bite</u> the <u>donkey</u> . The <u>tiger</u> will <u>bite</u> the <u>turkey</u> . It will be <u>very</u> bad if the <u>tiger</u> is in the barn!				
	WRITE	1. Who is in the barn? The _____ and _____ are in the barn. 2. What will the tiger do to the donkey and the turkey? The tiger will _____ the donkey and the turkey.				

WEDNESDAY ACTIVITY 2

	READ	Read the  and  words from Activity 1.
	WRITE	Write the  words and  words in your dictionary. Write a sentence with: meal Write a question with: barn


THURSDAY ACTIVITY 1

	LOOK & SAY	share	story	barn	lazy	candle
	SOUND OUT	bright	read	light	proud	
		night	page	seat	scream	





	READ	 <p>Let me share a story. In the story we see a boy. We think he is lazy. Is he lazy? He sits. He sits and <u>reads</u>. He sits and plans. He sits and <u>reads</u> and plans. He thinks. He thinks of an idea. He can <u>light</u> a candle. He can <u>light</u> a <u>bright</u> candle. He can <u>light</u> a <u>bright</u> candle in the barn. He is not lazy. He plans and thinks of ideas!</p>	<p>Let me share a story. In the story we see a boy. We think he is lazy. Is he lazy? He sits. He sits and</p>
---	------	---	---

THURSDAY ACTIVITY 2





	READ	Read the  and  words from Activity 1.
---	------	---

	<p>WRITE</p>	<ol style="list-style-type: none"> 1. Who do we see in the story? We see a _____ in the story. 2. What do we think? We think _____. 3. What does he sit and do? He sits and _____ and _____. 4. What can he light? He can light a _____. 5. Is the boy lazy? Yes/ No, the boy is/is not lazy.
---	---------------------	--

FRIDAY ACTIVITY 1

	<p>READ</p>	<p>Read all the  and  words again.</p>
	<p>READ</p>	<p>Read the story from Thursday Activity 1.</p>

FRIDAY ACTIVITY 2

	<p>READ</p>	<p>Read all the  and  words again.</p>
	<p>WRITE</p>	<p>Write the sentences in your book. Fix the mistakes.</p> <ol style="list-style-type: none"> 1. is he lazy 2. he is not lazy 3. he plans and thinks of ideas