

GRADE 2

TERM 4 2019

MATHEMATICS

ENGLISH /

TSHIVENDA

RESOURCE PACK

PRINTABLE RESOURCES

The following printable resources are included in this section:

1. Resource sheets
2. Mental mathematics challenge cards: Bilingual version
3. Enrichment activity cards: English version
4. Enrichment activity cards: Tshivenda version

Resource Sheets

This is a list of the mathematical resources that you will need in this term. You need to make sure that you have them for the lessons for which they are recommended.

1. Base ten blocks (Several lessons – reprint from Term 1)
2. Flard cards (Several lessons – reprint from Term 1)
3. Number name cards 90–95 (Lesson 2)
4. Number name cards 96–100 (Lesson 2)
5. Ordinal number cards 1–10 (Lesson 5)
6. Original number cards 11–20 (Lesson 5)
7. Money problem card/Ikhadi lezibalo zemali (Lesson/Isifundo 14)
8. Fractions circles and fraction squares (Lesson 28)
9. Fractions table (Lesson 30)
10. Geometric patterns (Lesson 38)

Resources for each day of teaching



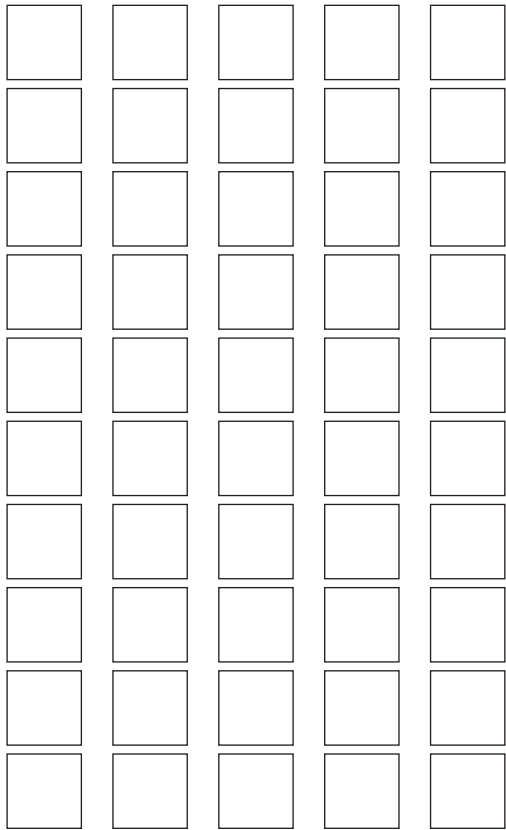
There are also other resources such as informal resources (old magazines, pieces of string, scrap paper, etc.) that you may need in certain lessons. You should have a careful look at the list of resources needed for each lesson which is given in the lesson plans each day to see which resources are needed for that day. Prepare yourself so that you have the necessary resources for the lessons on a daily basis.

1. Base ten blocks (Several lessons)

To make the base ten block kit you need to paste a copy of this sheet onto cardboard and then cut out all of the blocks.

You could also use grid paper and mark out the blocks and cut them out.

- The small blocks are used to represent unit/ones.
- The long blocks are used to represent tens.
- The big flat blocks are used to represent hundreds.



2. Flard cards (Several lessons)

1	1	0	1	0	0
2	2	0	2	0	0
3	3	0	3	0	0
4	4	0	4	0	0
5	5	0	5	0	0
6	6	0	6	0	0
7	7	0	7	0	0
8	8	0	8	0	0
9	9	0	9	0	0
		1	0	0	0

3. Number name cards 90–95 (Lesson 2)

90	ninety
91	ninety one
92	ninety two
93	ninety three
94	ninety four
95	ninety five

3. Number name cards 90–95 (Lesson 2)

90	futahe-nthihi
91	futahe-mmbili
92	futahe-raru
93	futahe-ita
94	futahe-ṭhanu
95	futahe-ṭhanu

4. Number name cards 96–100 (Lesson 2)

96

ninety six

97

ninety seven

98

ninety eight

99

ninety nine

100

one hundred

4. Number name cards 96–100 (Lesson 2)

96

fuṭahe-rathi

97

fuṭahe-sumbe

98

fuṭahe-malo

99

fuṭahe-ṭahe

100

ḡana lithihi

5. Ordinal number cards 1–10 (Lesson 5)

first		second	
third		fourth	
fifth		sixth	
seventh		eighth	
ninth		tenth	
1 st	2 nd	3 rd	4 th
5 th	6 th	7 th	8 th
9 th	10 th	11 th	12 th
13 th	14 th	15 th	16 th
17 th	18 th	19 th	20 th

5. Ordinal number cards 1–10 (Lesson 5)

U thoma		vhuvhili	
vhuraru		vhuṅa	
vhuṭanu		vhurathi	
vhusumbe		vhumalo	
vhuṭahe		vhufumi	
1 st	2 nd	3 rd	4 th
5 th	6 th	7 th	8 th
9 th	10 th	11 th	12 th
13 th	14 th	15 th	16 th
17 th	18 th	19 th	20 th

6. Ordinal number cards 11–20 (Lesson 5)

eleventh

twelfth

thirteenth

fourteenth

fifteenth

sixteenth

seventeenth

eighteenth

nineteenth

twentieth

6. Ordinal number cards 11–20 (Lesson 5)

vhufumi-nthihi

vhufumi-mmbili

vhufumi-raru

vhufumi-ina

vhufumi-ṭhanu

vhufumi-rathi

vhufumi-sumbe

vhufumi-malo

vhufumi-ṭahe

vhumahumi mavhili

7. Money problem card (Lesson 14)

Money word problems

1. I have R30,00. I go to the shop to buy bread and milk for R28,50.
How much change will I get?
2. I want to buy a hat for R16,25 and a pair of shoes for R78,90.
How much money do I need to save to be able to buy these items?
3. A packet of chips costs R 1,75.
 - a) How much will 5 packets of chips cost?
 - b) How many packets can I buy with R12,00?

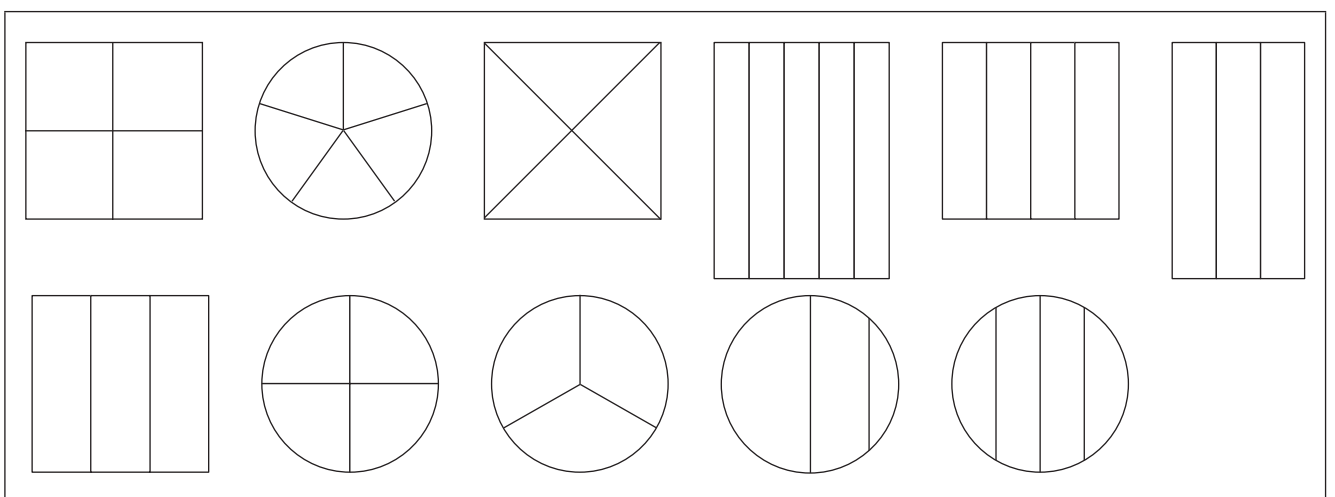
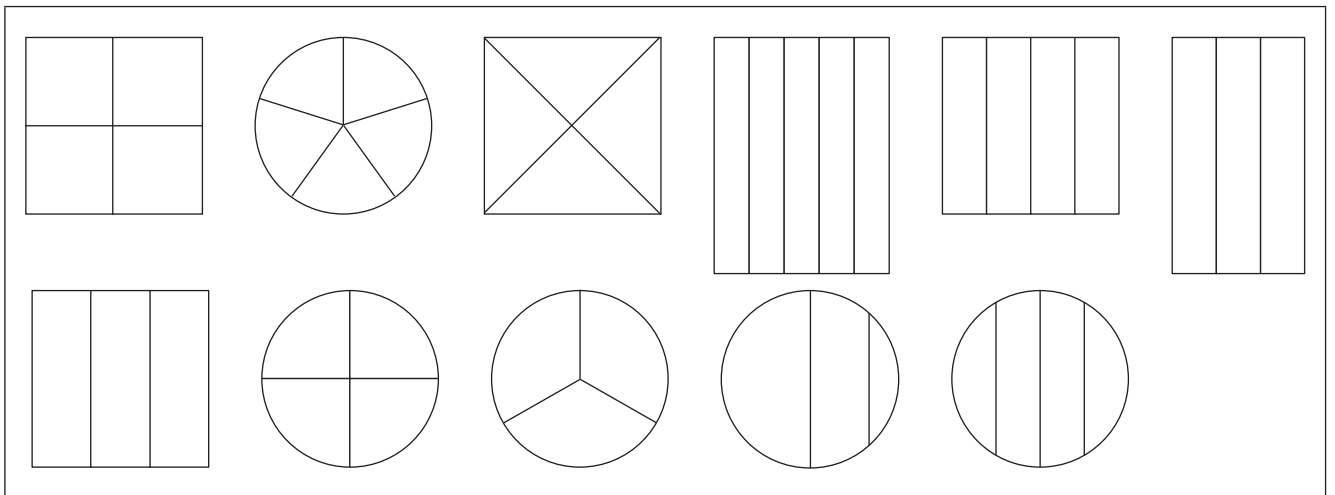
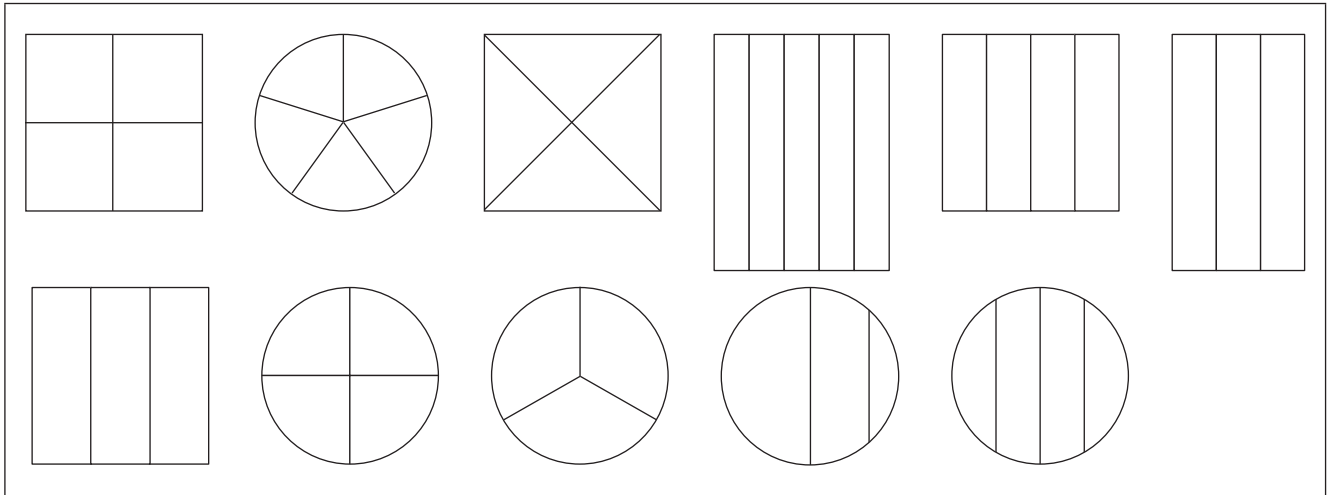
Money word problems

1. I have R30,00. I go to the shop to buy bread and milk for R28,50.
How much change will I get?
2. I want to buy a hat for R16,25 and a pair of shoes for R78,90.
How much money do I need to save to be able to buy these items?
3. A packet of chips costs R 1,75.
 - a) How much will 5 packets of chips cost?
 - b) How many packets can I buy with R12,00?


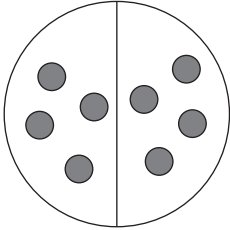

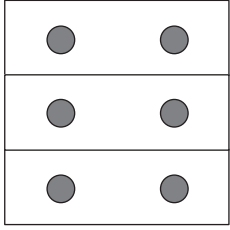
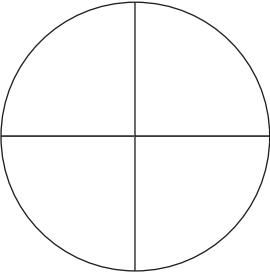
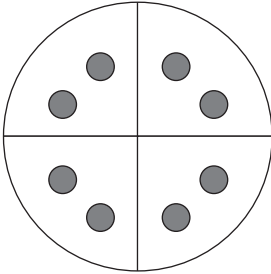

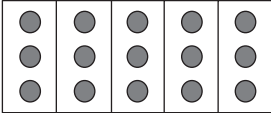
Money word problems

1. I have R30,00. I go to the shop to buy bread and milk for R28,50.
How much change will I get?
2. I want to buy a hat for R16,25 and a pair of shoes for R78,90.
How much money do I need to save to be able to buy these items?
3. A packet of chips costs R 1,75.
 - a) How much will 5 packets of chips cost?
 - b) How many packets can I buy with R12,00?

8. Fraction circles and fraction squares (Lesson 26)



9. Fraction table (Lesson 28)


Single shape whole	A number of counters as the whole	What fraction of the counters have we found?	How many counters?
<p>a) Halves using a fraction circle.</p> 	<p>8 counters.</p> 	<p>One half of the counters (four).</p>	<p>We have eight counters. One half of the counters is four counters.</p>
<p>b) Thirds using a fraction square.</p> 	<p>6 counters.</p> 	<p>One third of the counters (two).</p>	<p>We have six counters. One third of the counters is two counters.</p>
<p>c) Quarter using a fraction circle.</p> 	<p>8 counters.</p> 	<p>One quarter of the counters (two).</p>	<p>We have eight counters. One quarter of the counters is two counters.</p>
<p>d) Fifths using a fraction rectangle.</p> 	<p>15 counters.</p> 	<p>One fifth of the counters (three).</p>	<p>We have 15 counters. One fifth of the counters is three counters.</p>

10. Geometric patterns (Lesson 31)

Activity 1



Activity 2



Mental Mathematics Challenge Cards: Bilingual Version

Each term there will be a set of eight mental mathematics challenge cards. If you make them into cards and collect them over the course of the year, you will have a set of one card per teaching week for a year.

Use of the mental mathematics challenge cards

Once a week learners should do mental mathematics in written form, so that there is some record of your daily mental mathematics activities. You can use the **mental mathematics challenge cards** for this purpose.

Learners should not use concrete material to work out the answers in mental mathematics. If learners need to, let them use their fingers as a concrete aid during mental mathematics, but make a note of who they are and then spend time with them during remediation to help them with the basic number and operation skills. Mental mathematics skills improve hugely from Grade 1 to Grade 3. In Grade 1 learners might only manage five questions, especially when they have to write the answers, but by Grade 3 learners should manage ten questions with written answers easily.

Maths Challenge Card 1

Which is the smaller number?

Mupikisano wa Mbalo wa Garaṭa 1

Ndi ifhio nomboro ire thukhu?

1. 17, 27
2. 31, 13
3. 11, 91
4. 84, 48
5. 36, 63
6. 23, 32
7. 46, 64
8. 87, 78
9. 99, 66
10. 77, 44

Maths Challenge Card 2

Which is the largest number?

Mupikisano wa Mbalo wa Garaṭa 2

Ndi ifhio nomboro ire khulwane?

1. 99, 66
2. 48, 84
3. 36, 63
4. 64, 46
5. 97, 79
6. 54, 45
7. 39, 93
8. 37, 73
9. 88, 87
10. 10, 101

Maths Challenge Card 3

Which number is between:

Mupikisano wa Mbalo wa Garaṭa 3

Ndi ifhio nomboro ire vhukati:

1. 62, 64
2. 73, 75
3. 90, 92
4. 87, 89
5. 69, 71
6. 28, 30
7. 77, 79
8. 96, 98
9. 88, 90
10. 59, 61

Maths Challenge Card 4

Solve:

Mupikisano wa Mbalo wa Garaṭa 4

Tandululani:

1. $2 + 8 = \square + 7 = \square$
2. $15 + 3 = \square + 2 = \square$
3. $14 + 3 = \square + 5 = \square$
4. $18 + 4 = \square + 3 = \square$
5. $17 + 3 = \square + 5 = \square$
6. $11 + 8 = \square + 2 = \square$
7. $10 + 9 = \square + 6 = \square$
8. $3 + 11 = \square + 4 = \square$
9. $12 + 4 = \square + 3 = \square$
10. $13 + 6 = \square + 4 = \square$

Maths Challenge Card 1: Answers

Which is the smaller number?

Mupikisano wa Mbalo wa Garaṭa 1: Phindulo

Ndi ifhio nomboro ire ṭhukhu?

1. 17
2. 13
3. 11
4. 48
5. 36
6. 23
7. 46
8. 78
9. 66
10. 44

Maths Challenge Card 2: Answers

Which is the largest number?

Mupikisano wa Mbalo wa Garaṭa 2: Phindulo

Ndi ifhio nomboro ire khulwane?

1. 99
2. 84
3. 63
4. 64
5. 97
6. 54
7. 93
8. 73
9. 88
10. 101

Maths Challenge Card 3: Answers

Which number is between:

Mupikisano wa Mbalo wa Garaṭa 3: Phindulo

Ndi ifhio nomboro ire vhukati:

1. 63
2. 74
3. 91
4. 88
5. 70
6. 29
7. 78
8. 97
9. 89
10. 60

Maths Challenge Card 4: Answers

Solve:

Mupikisano wa Mbalo wa Garaṭa 4: Phindulo

Tandululani:

1. 10, 17
2. 18, 20
3. 17, 22
4. 22, 25
5. 20, 25
6. 19, 21
7. 19, 25
8. 14, 18
9. 16, 19
10. 19, 23

Maths Challenge Card 5

What must I add to these numbers to get 20?

Mupikisano wa Mbalo wa Garaṭa 5

Ndi fanela u ṭanganyisa na vhugai uri ndi kone u wana phindulo ya 20?

1. 5
2. 11
3. 12
4. 8
5. 9
6. 13
7. 17
8. 18
9. 15
10. 19

Maths Challenge Card 6

4 more than:

Mupikisano wa Mbalo wa Garaṭa 6

Khulwane nga 4:

1. 15
2. 8
3. 7
4. 16
5. 14
6. 13
7. 12
8. 10
9. 1
0. 17

Maths Challenge Card 7

3 less than:

Mupikisano wa Mbalo wa Garaṭa 7

Ṭhukhu nga 3:

1. 18
2. 7
3. 11
4. 4
5. 18
6. 12
7. 15
8. 16
9. 13
10. 17

Maths Challenge Card 8

Complete:

Mupikisano wa Mbalo wa Garaṭa 8

Fhedzisani:

1. 24, 22, 20, ____, ____, ____
2. 16, 18, 20, ____, ____, ____
3. 30, 40, ____, ____, ____
4. ____, ____, ____, 40, 50, 60
5. 15, 20, 25 ____, ____, ____
6. 30, 25, ____, ____, ____
7. 3, 6, 9, ____, ____, ____
8. 20, 16, 12, ____, ____, ____
9. 70, 75, ____, ____, ____
10. 100, 95, ____, ____, ____

Maths Challenge Card 5: Answers

What must I add to these numbers to get 20?

Mupikisano wa Mbalo wa Garaṭa 5: Phindulo

Ndi fanela u ṭanganyisa na vhugai uri ndi kone u wana phindulo ya 20?

1. 15
2. 9
3. 8
4. 12
5. 11
6. 7
7. 3
8. 2
9. 5
10. 1

Maths Challenge Card 6: Answers

4 more than:

Mupikisano wa Mbalo wa Garaṭa 6: Phindulo

Khulwane nga 4:

1. 19
2. 12
3. 11
4. 20
5. 18
6. 17
7. 16
8. 14
9. 5
10. 21

Maths Challenge Card 7: Answers

3 less than:

Mupikisano wa Mbalo wa Garaṭa 7: Phindulo

Ṭhukhu nga 3:

1. 15
2. 4
3. 8
4. 1
5. 15
6. 9
7. 12
8. 13
9. 10
10. 14

Maths Challenge Card 8: Answers

Complete:

Mupikisano wa Mbalo wa Garaṭa 8: Phindulo

Fhedzisani:

1. 18, 16, 14
2. 22, 24, 26
3. 50, 60, 70
4. 10, 20, 30
5. 30, 35, 40
6. 20, 15, 10
7. 12, 15, 18
8. 8, 4, 0
9. 80, 85, 90
10. 90, 85, 80

Enrichment Activity Cards: English Version

Each term a set of new enrichment cards will be provided. You should retain this set, as they will not be reproduced each term.

Use of the enrichment activity cards

Optional as required.


These cards include activities that you can use for enrichment opportunities for learners who have completed the lesson activities ahead of the rest of the class. Learners should work on these cards independently or with their peers who have also completed the classwork. You may need to explain some of the activities to the learners who use them. You should remind them to ask you questions about any of the enrichment activities that they are doing, so that you can guide them as necessary.


You should photocopy the enrichment cards, paste them onto cardboard and laminate them (if possible), so that they can be used as a resource, not only this year but in the future as well.

Put the laminated cardboard cards into a box in a set place in your classroom, so that learners know where to find them. These cards are for all learners and do not have to be used in a particular order. Learners should keep a record of the cards that they have done, so that they continue to choose a new card each time they go to the box. Learners must be taught to replace the cards in numeric order in the box, so that everyone who looks for cards can easily find the one they want to use.


Enrichment Activity 4.1

Count the different shapes?




How many  are there? _____

How many  are there? _____

How many  are there? _____

Enrichment Activity 4.2

Help Sarah to find her lost dog by filling in the correct number of dots on each counter.



Enrichment Activity 4.3

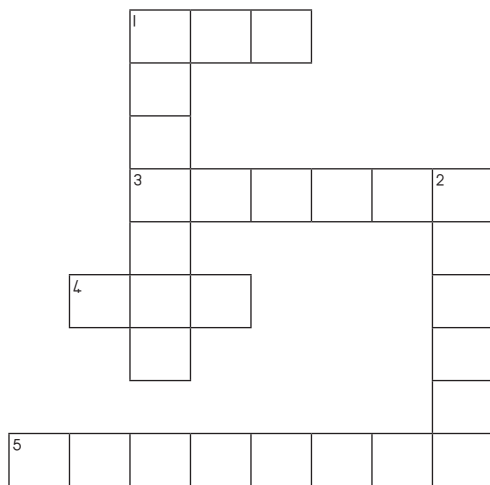
Work out the sums and complete the crossword puzzle by filling in the number names:

Down

1. $4 \times 4 =$
2. $6 + 5 =$

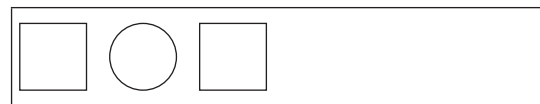
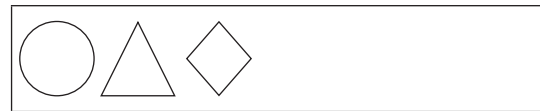
Across

1. $3 \times 2 =$
3. $6 \times 2 =$
4. $5 \times 2 =$
5. $12 + 7 =$




Enrichment Activity 4.4

Complete the following patterns.




Enrichment Activity 4.1: Answers

Count the different shapes?



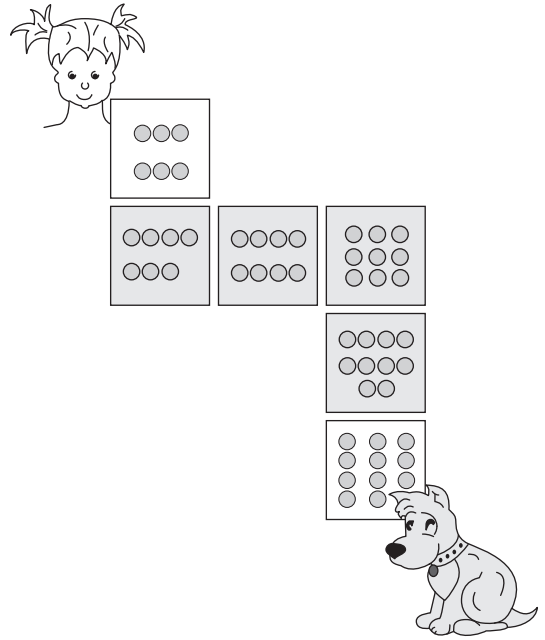
How many  are there? (12)

How many  are there? (14)

How many  are there? (6)

Enrichment Activity 4.2: Answers

Help Sarah to find her lost dog by filling in the correct number of dots on each counter.



Enrichment Activity 4.3: Answers

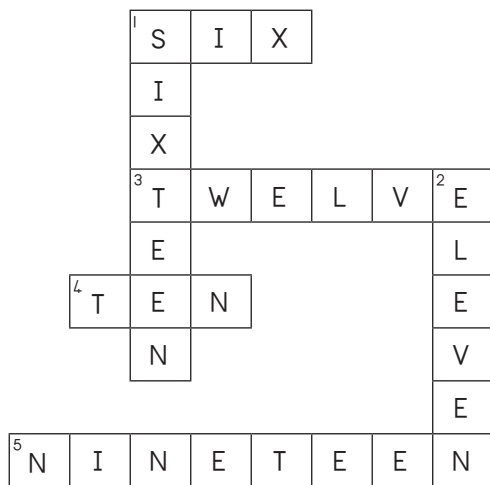
Work out the sums and complete the crossword puzzle by filling in the number names:

Down

1. $4 \times 4 =$
2. $6 + 5 =$


Across

1. $3 \times 2 =$
3. $6 \times 2 =$
4. $5 \times 2 =$
5. $12 + 7 =$



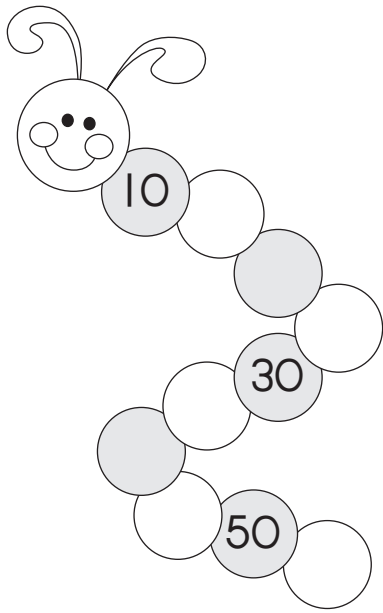
Enrichment Activity 4.4: Answers

Complete the following patterns.



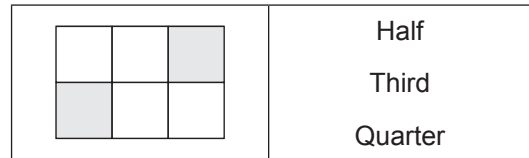
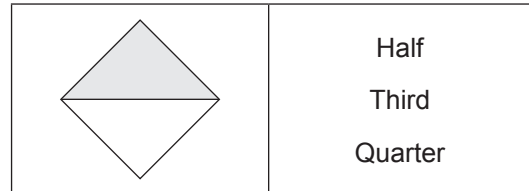
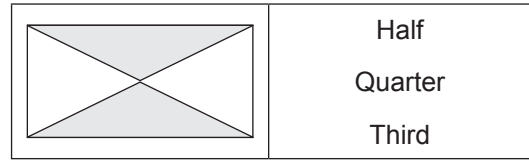
Enrichment Activity 4.5

Figure out the pattern to complete the worm.



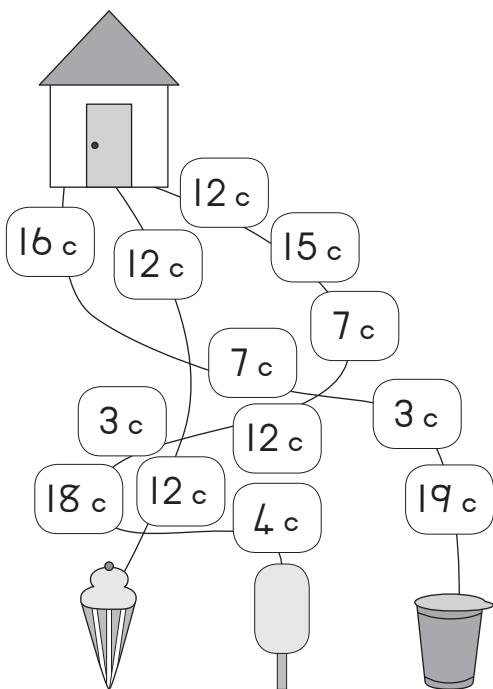
Enrichment Activity 4.6

What fraction of the shape is coloured?
Choose the correct answer.



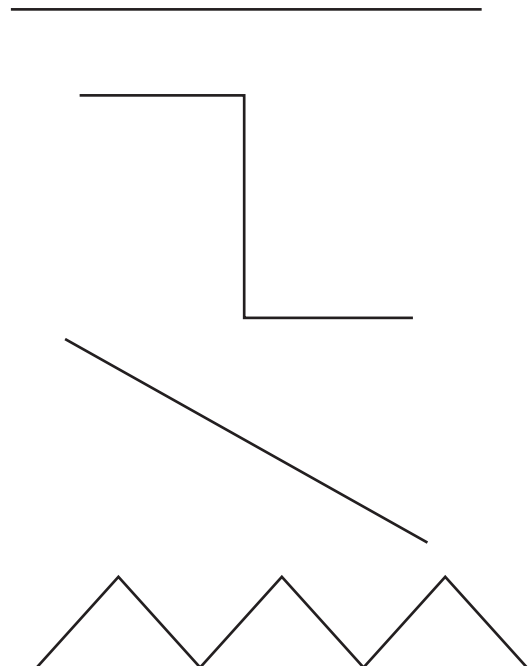
Enrichment Activity 4.7

Follow the paths and then circle the ice-cream that is the cheapest.




Enrichment Activity 4.8

Circle the line that is the longest. You may use a ruler to measure the lines.



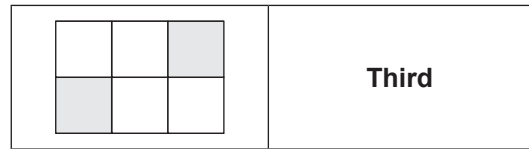
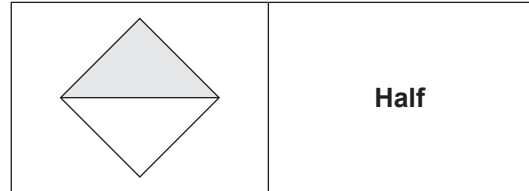
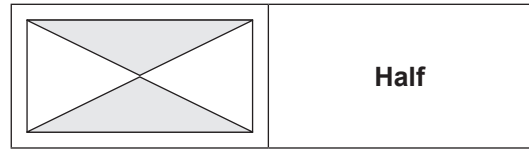
Enrichment Activity 4.5: Answers

Figure out the pattern to complete the worm.



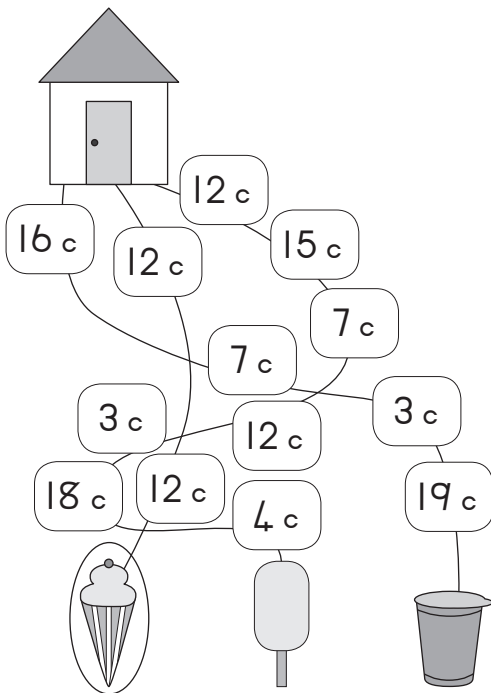
Enrichment Activity 4.6: Answers

What fraction of the shape is coloured?
Choose the correct answer.



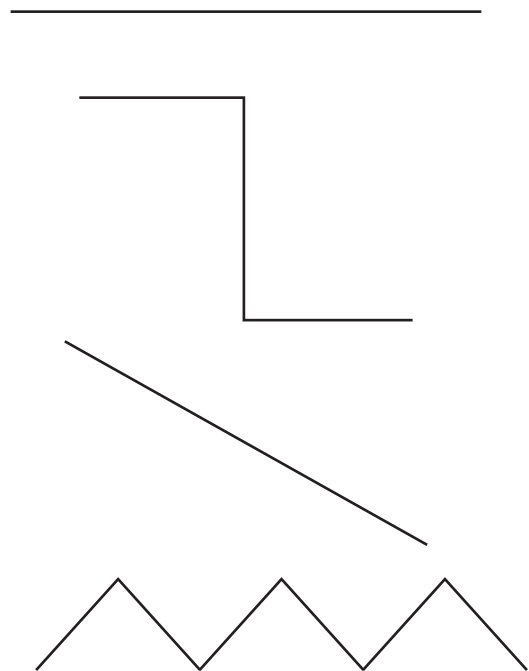
Enrichment Activity 4.7: Answers

Follow the paths and then circle the ice-cream that is the cheapest.



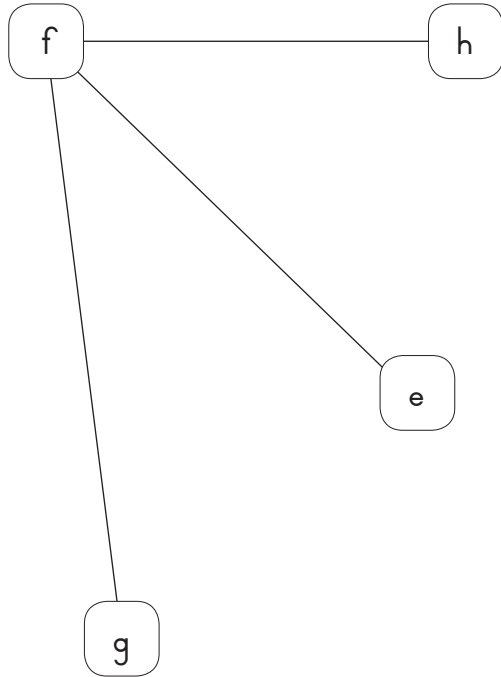
Enrichment Activity 4.8: Answers

Circle the line that is the longest. You may use a ruler to measure the lines.



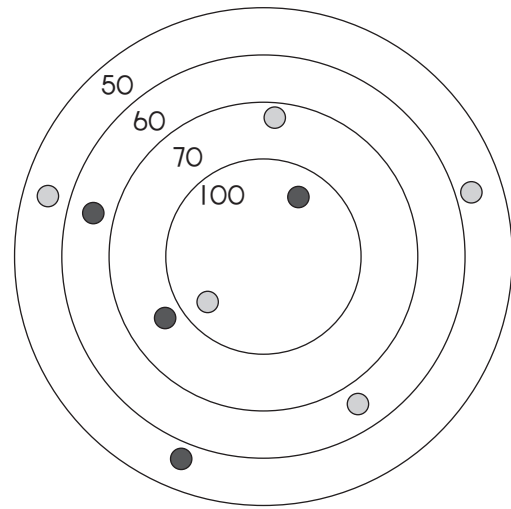
Enrichment Activity 4.9

Which line will be the longest?
Circle your answer.
E to F; F to G; or F to H?



Enrichment Activity 4.10


Jane and Jake are playing marbles.
Add their scores to see who is winning.



● Jane _____ ● Jake _____

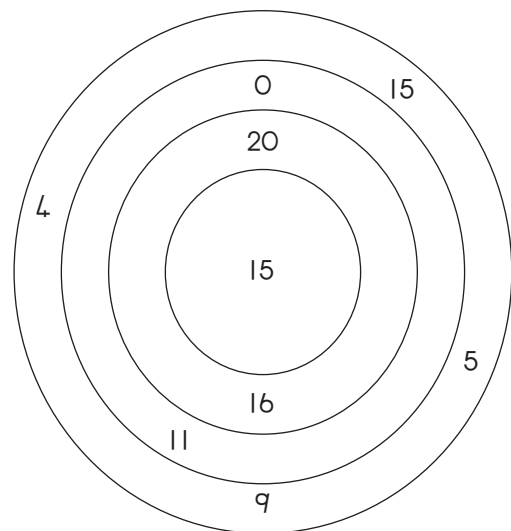
Enrichment Activity 4.11

Divide this square into 6 smaller rectangles.



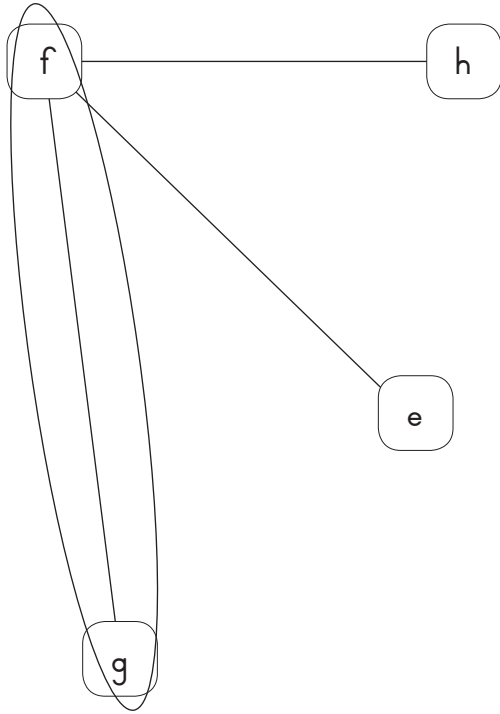
Enrichment Activity 4.12

Use the numbers and figure out how many sums you can make with 20 as the answer.



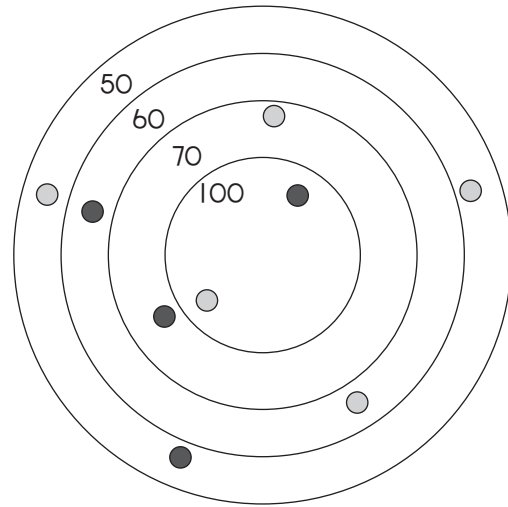
Enrichment Activity 4.9: Answers

Which line will be the longest?
 Circle your answer.
 E to F; F to G; or F to H?



Enrichment Activity 4.10: Answers


Jane and Jake are playing marbles.
 Add their scores to see who is winning.



● Jane (350) ● Jake (330)

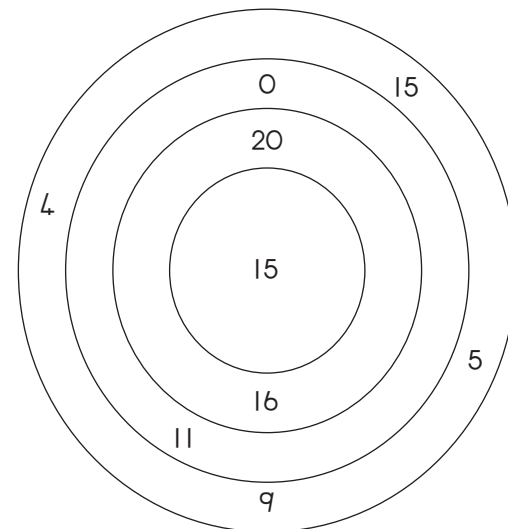
Enrichment Activity 4.11: Answers

Divide this square into 6 smaller rectangles.



Enrichment Activity 4.12: Answers

Use the numbers and figure out how many sums you can make with 20 as the answer.



You can make 4 sums:
 $20 + 0$, $15 + 5$, $11 + 9$, $16 + 4$

Enrichment Activity 4.13

Match the problems in Block A with the answers in Block B.

Block A	Block B
$5 \times 4 =$	40
$20 \times 2 =$	18
$16 + 3 =$	0
$12 + 6 =$	63
$60 + 3 =$	23
$10 \times 7 =$	28
$40 \times 0 =$	70
$27 + 1 =$	20
$14 + 9 =$	19

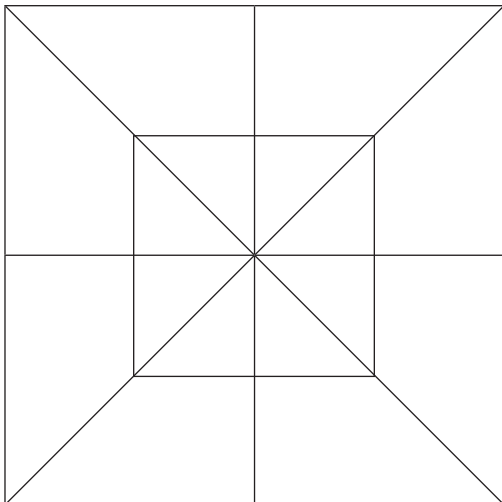
Enrichment Activity 4.14

Try to work out the sums in these blocks.

+	8	1	50
2			
4			
6			
8			
10			

Enrichment Activity 4.15

How many \triangle do you see?



12 Triangles

26 Triangles

33 Triangles

20 Triangles

Enrichment Activity 4.16

Match the numbers with the number names.

Numbers	Number names
20	Twelve
10	Nineteen
90	Twenty
19	Ninety
12	Ten
14	Forty
40	Fourteen

Enrichment Activity 4.13: Answers

Match the problems in Block A with the answers in Block B.

Block A	Block B
$5 \times 4 =$	40
$20 \times 2 =$	18
$16 + 3 =$	0
$12 + 6 =$	63
$60 + 3 =$	23
$10 \times 7 =$	28
$40 \times 0 =$	70
$27 + 1 =$	20
$14 + 9 =$	19

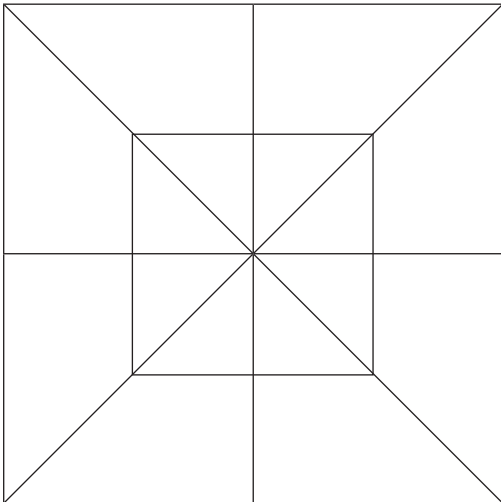
Enrichment Activity 4.14: Answers

Try to work out the sums in these blocks.

+	8	1	50
2	10	3	52
4	12	5	54
6	14	7	56
8	16	9	58
10	18	11	60

Enrichment Activity 4.15: Answers

How many \triangle do you see?



26 Triangles

Enrichment Activity 4.16: Answers

Match the numbers with the number names.

Numbers	Number names
20	Twenty
10	Ten
90	Ninety
19	Nineteen
12	Twelve
14	Fourteen
40	Forty

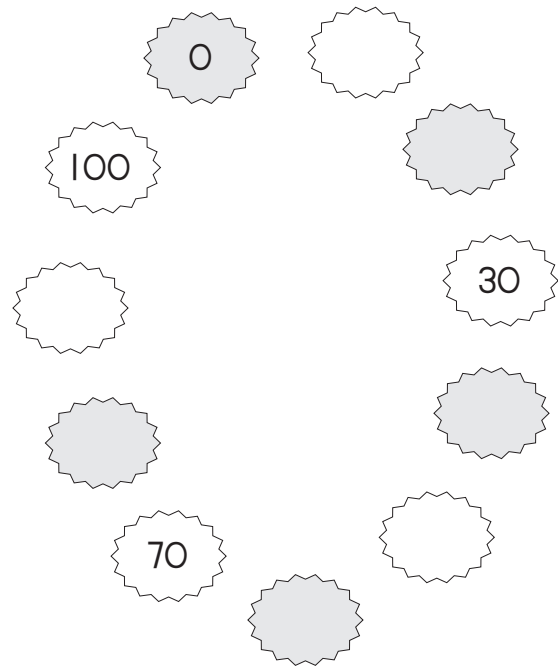
Enrichment Activity 4.17

Complete the table by working out the sums.

x	5	4	2
1			
2			
3			
4			
5			
6			
7			
8			
9			
10			

Enrichment Activity 4.18


Complete the pattern.




Enrichment Activity 4.19

Multiply the dots on the dominoes and fill in the answers.


How much will it be?



How much will it be?

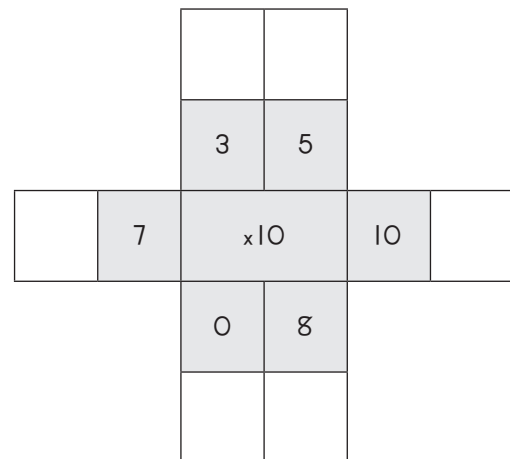


How much will it be?



Enrichment Activity 4.20

Multiply the inner number with the outer numbers.



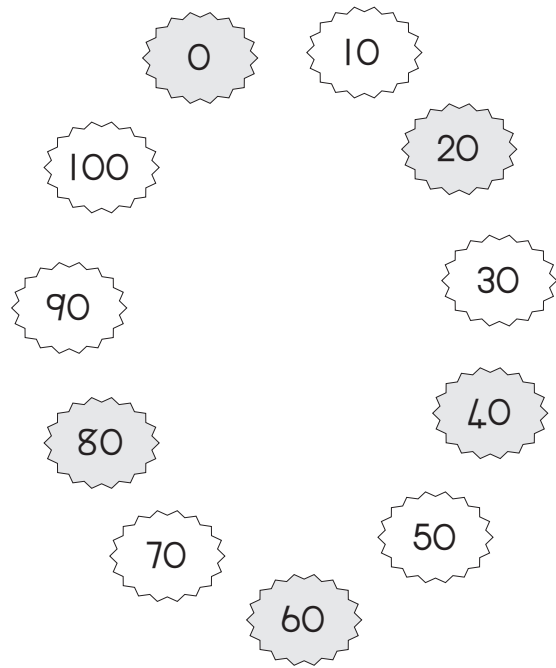
Enrichment Activity 4.17: Answers

Complete the table by working out the sums.

x	5	4	2
1	5	4	3
2	10	8	4
4	15	7	12
4	20	16	8
5	25	20	10
6	30	24	12
7	35	28	14
8	40	32	16
9	45	36	18
10	50	40	20

Enrichment Activity 4.18: Answers


Complete the pattern.




Enrichment Activity 4.19: Answers

Multiply the dots on the dominoes and fill in the answers.


How much will it be?



How much will it be?

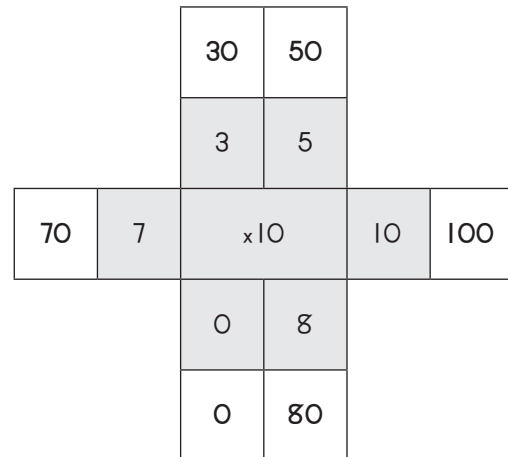


How much will it be?



Enrichment Activity 4.20: Answers

Multiply the inner number with the outer numbers.



Enrichment Activity 4.21

Calculate the following and draw a line to the answer.

$14 + 1 =$

20

$13 + 20 =$

15

$17 + 3 =$

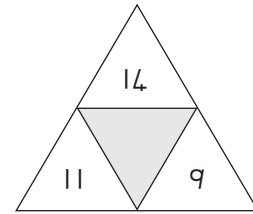
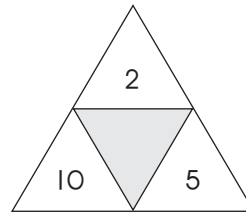
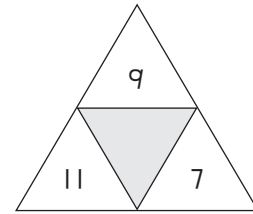
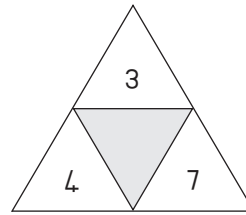
26

$19 + 7 =$

33

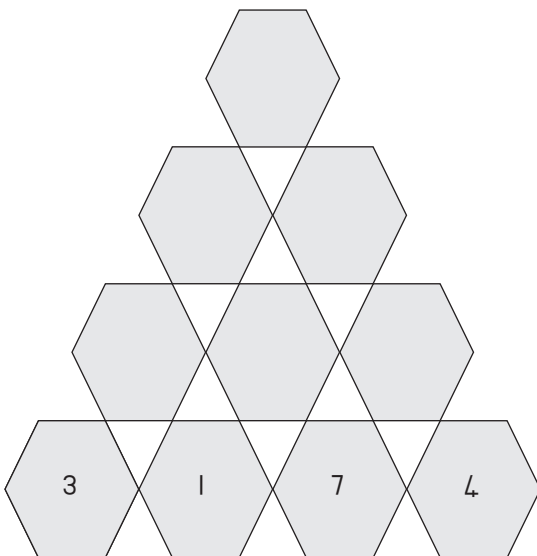
Enrichment Activity 4.22

Add the numbers to find the number in the middle.



Enrichment Activity 4.23

The number in each hexagon is made up by adding the numbers in the two hexagons below it. Calculate the missing numbers.



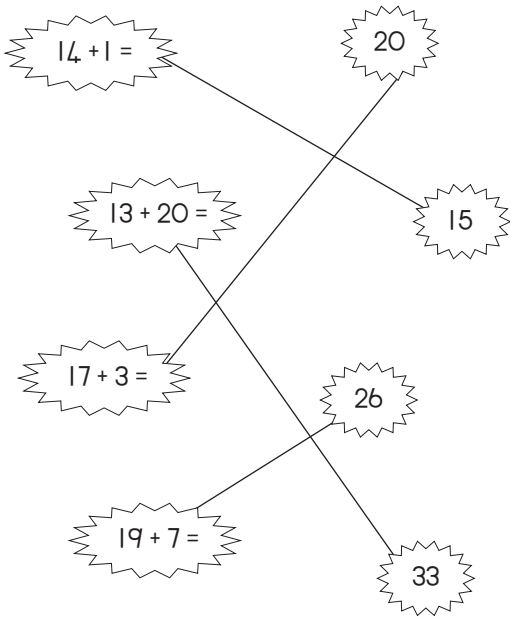
Enrichment Activity 4.24

Calculate each row of the puzzle. Fill in the answers. Calculate each column of the puzzle.

14	+	2	=	
+		+		+
3	+	7	=	
=		=		=
	+		=	

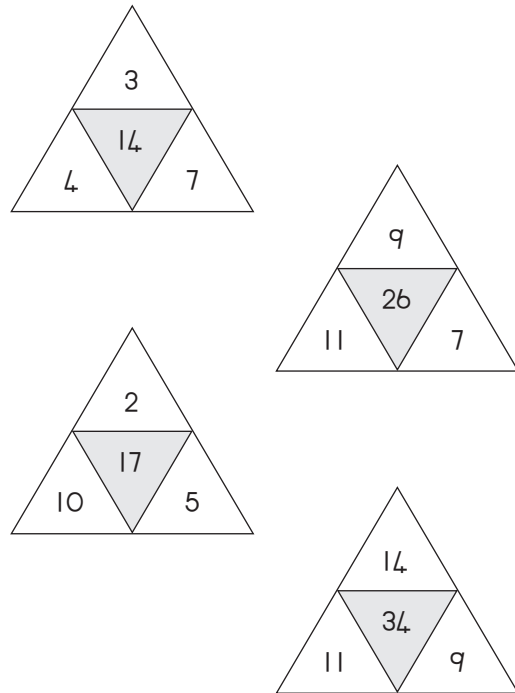
Enrichment Activity 4.21: Answers

Calculate the following and draw a line to the answer.



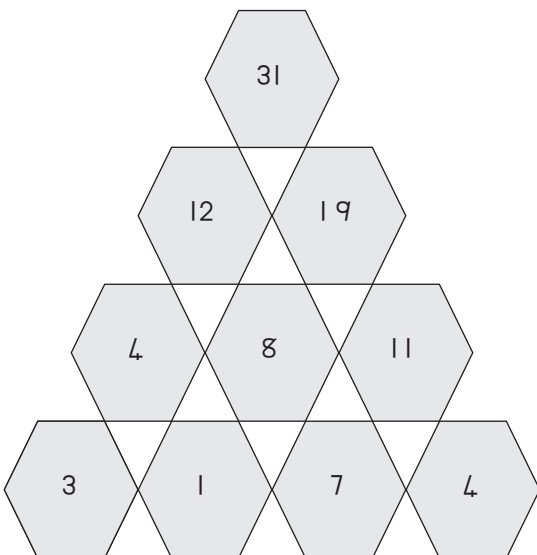
Enrichment Activity 4.22: Answers

Add the numbers to find the number in the middle.



Enrichment Activity 4.23: Answers

The number in each hexagon is made up by adding the numbers in the two hexagons below it. Calculate the missing numbers.




Enrichment Activity 4.24: Answers

Calculate each row of the puzzle. Fill in the answers. Calculate each column of the puzzle.

14	+	2	=	16
+		+		+
3	+	7	=	10
=		=		=
17	+	9	=	26

Enrichment Activity 4.25


How many ovals do you see?





11 24 14

Enrichment Activity 4.26

Colour all the  red.

Colour all the  yellow.

Colour all the  blue.



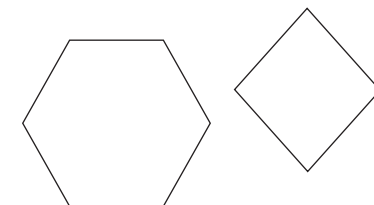

Enrichment Activity 4.27

Name the different shapes.




Enrichment Activity 4.28

Use these shapes and draw something that you like.



Enrichment Activity 4.25: Answers

How many ovals do you see?





11 24 14

Enrichment Activity 4.26: Answers

Colour all the  red.


Colour all the  yellow.

Colour all the  blue.




Enrichment Activity 4.27: Answers

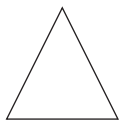
Name the different shapes.



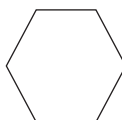
Square



Circle



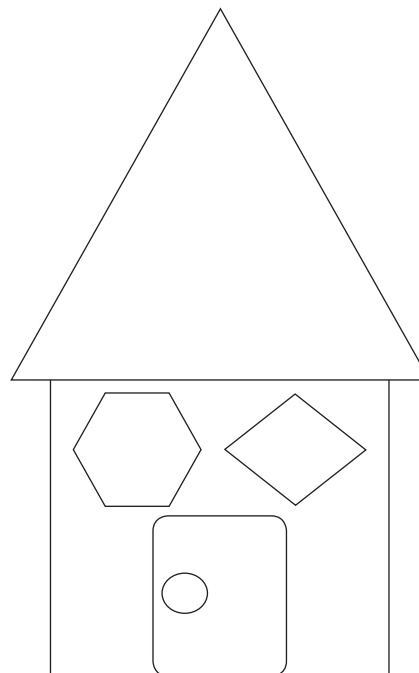
Triangle



Hexagon

Enrichment Activity 4.28: Answers

Use these shapes and draw something that you like.



Enrichment Activity 4.29

Add each row of numbers to get an answer.

A 5x5 grid with numbers and empty boxes. The grid is as follows:

=				=
	3			5
		7		2
			19	
		8		1
	0			7
=				=

Enrichment Activity 4.30

Write the number names for each of the following numbers.

8	
2	
3	
7	
9	
10	
15	
12	
30	
25	
100	

Enrichment Activity 4.31

Count and draw 10 more counters on the right hand side.

A box containing 8 black circular counters arranged in two columns of four. To the right is an empty rectangular box for drawing 10 more counters.

A box containing 7 black circular counters arranged in a roughly circular pattern. To the right is an empty rectangular box for drawing 10 more counters.

A box containing 6 black circular counters arranged in a roughly circular pattern. To the right is an empty rectangular box for drawing 10 more counters.

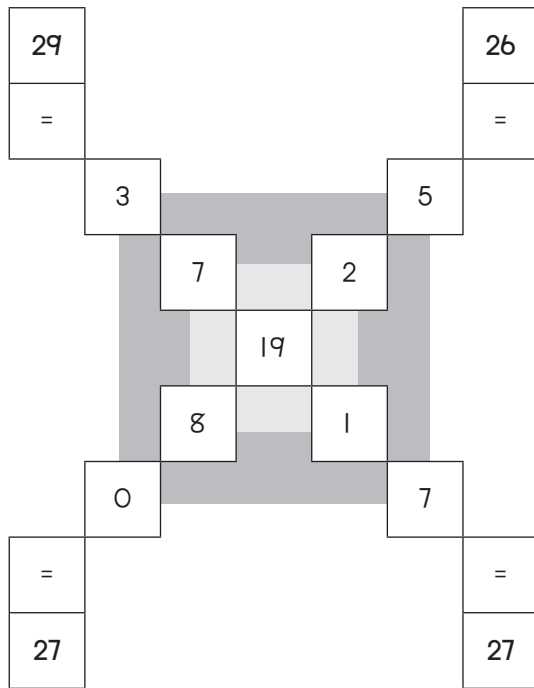
Enrichment Activity 4.32

Which number is bigger?
Circle the bigger number.

- 10 or 100
- 12 or 21
- 15 or 51
- 16 or 61
- 31 or 13
- 17 or 72
- 20 or 21
- 52 or 25
- 10 or 1

Enrichment Activity 4.29: Answers

Add each row of numbers to get an answer.



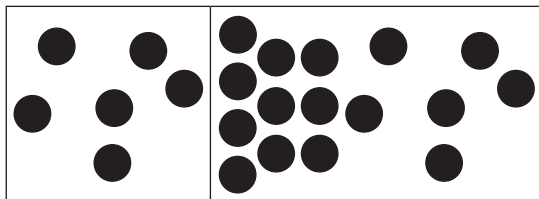
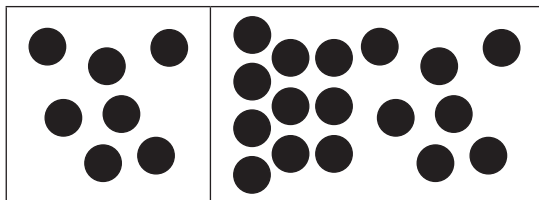

Enrichment Activity 4.30: Answers

Write the number names for each of the following numbers.

8	eight
2	two
3	three
7	seven
9	nine
10	ten
15	fifteen
12	twelve
30	thirty
25	twenty five
100	one hundred

Enrichment Activity 4.31: Answers

Add 10 and draw your answer on the right hand side.



Enrichment Activity 4.32: Answers

Which number is bigger?
Circle the bigger number.

- 10 or 100
- 12 or 21
- 15 or 51
- 16 or 61
- 31 or 13
- 17 or 72
- 20 or 21
- 52 or 25
- 10 or 1

Enrichment Activity Cards: Tshivenda Version

Each term a set of new enrichment cards will be provided. You should retain this set, as they will not be reproduced each term.

Use of the enrichment activity cards

Optional as required.


These cards include activities that you can use for enrichment opportunities for learners who have completed the lesson activities ahead of the rest of the class. Learners should work on these cards independently or with their peers who have also completed the classwork. You may need to explain some of the activities to the learners who use them. You should remind them to ask you questions about any of the enrichment activities that they are doing, so that you can guide them as necessary.


You should photocopy the enrichment cards, paste them onto cardboard and laminate them (if possible), so that they can be used as a resource, not only this year but in the future as well.

Put the laminated cardboard cards into a box in a set place in your classroom, so that learners know where to find them. These cards are for all learners and do not have to be used in a particular order. Learners should keep a record of the cards that they have done, so that they continue to choose a new card each time they go to the box. Learners must be taught to replace the cards in numeric order in the box, so that everyone who looks for cards can easily find the one they want to use.


Mushumo wa u pfumisa nǃivho 4.1

Bala izimo ezahlukahlukene?




Huna  zwingana? _____

Huna  zwingana? _____

Huna  zwingana? _____

Mushumo wa u pfumisa nǃivho 4.2

Thusani Sarah u wana mmbya yawe yo xelaho nga u n̄wala zwithoma zwire zwone kha bogisi.



Mushumo wa u pfumisa nǃivho 4.3

Itani mbalo ni fhedzise phazili ya maipfi a u buǃekanya nga u dzenisa madzinambalo:

Fhasi

1. $4 \times 4 =$

2. $6 + 5 =$

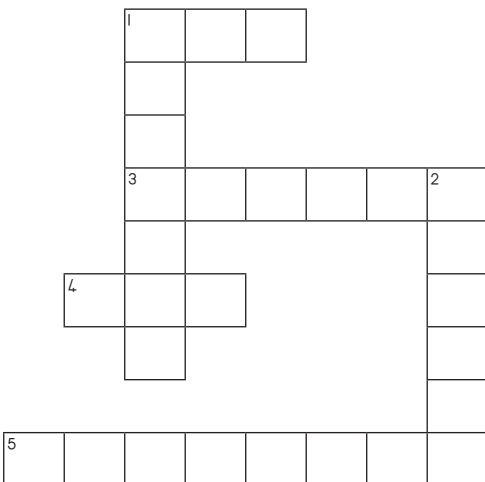
U buǃekanya

1. $3 \times 2 =$

3. $6 \times 2 =$

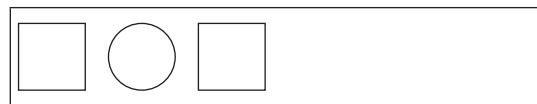
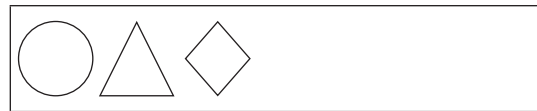
4. $5 \times 2 =$

5. $12 + 7 =$




Mushumo wa u pfumisa nǃivho 4.4

Fhedzisani dziphetheni dzi tevhelaho.




Mushumo wa u pfumisa nǃivho 4.1: Phindulo

Bala izimo ezahlukahlukene?



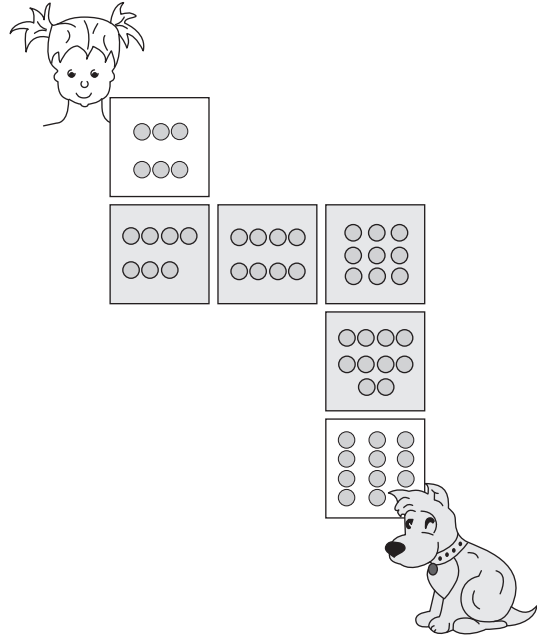
Huna  zwingana? (12)

Huna  zwingana? (14)

Huna  zwingana? (6)

Mushumo wa u pfumisa nǃivho 4.2: Phindulo

Thusani Sarah u wana mmbya yawe yo xelaho nga u n̄wala zwithoma zwire zwone kha bogisi.



Mushumo wa u pfumisa nǃivho 4.3: Phindulo

Itani mbalo ni fhedzise phazili ya maipfi a u buǃekanya nga u dzhenisa madzinambalo:

Fhasi

1. $4 \times 4 =$

2. $6 + 5 =$

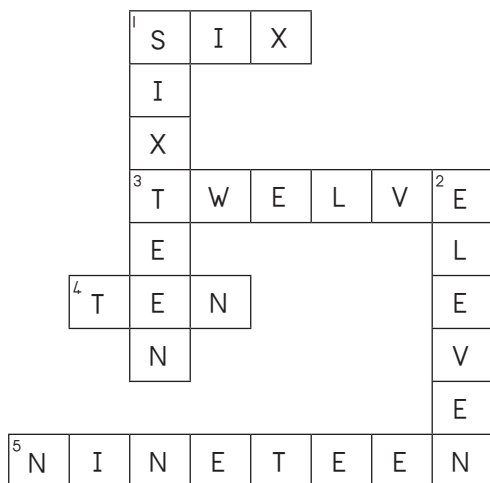
U buǃekanya

1. $3 \times 2 =$

3. $6 \times 2 =$

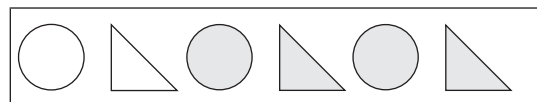
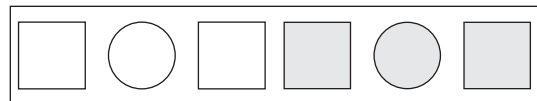
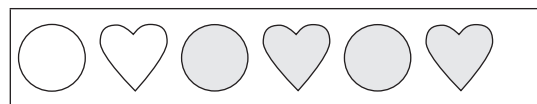
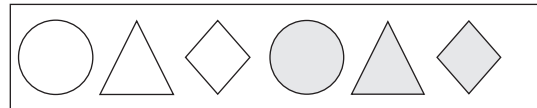
4. $5 \times 2 =$

5. $12 + 7 =$



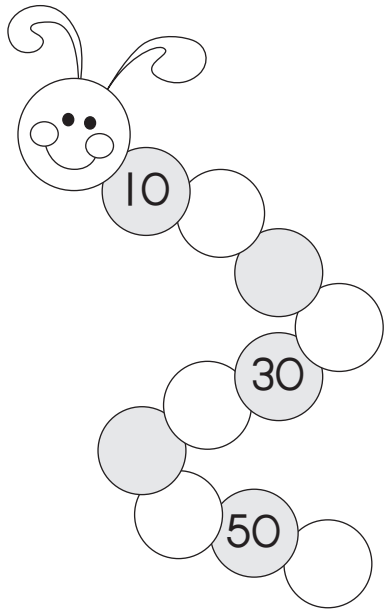
Mushumo wa u pfumisa nǃivho 4.4: Phindulo

Fhedzisani dziphetheni dzi tevhelaho.



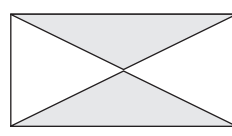
Mushumo wa u pfumisa ndivho 4.5

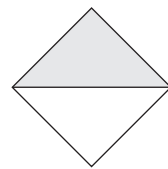
Humbulelani phetheni ni fhedzise tshivhangu.

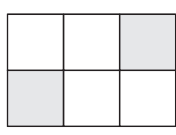


Mushumo wa u pfumisa ndivho 4.6

Nangani phindulo ire yone

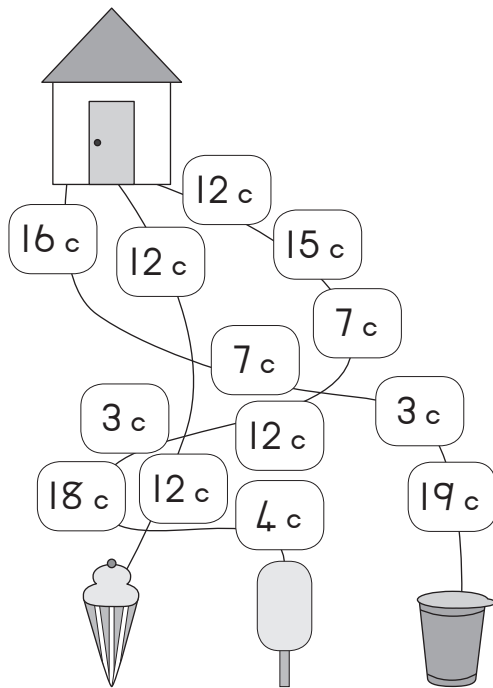
	Hafu Kotara Nthihi kha tharu
--	------------------------------------

	Hafu Nthihi kha tharu Kotara
--	------------------------------------

	Hafu Nthihi kha tharu Nthihi kha nḡa
--	--

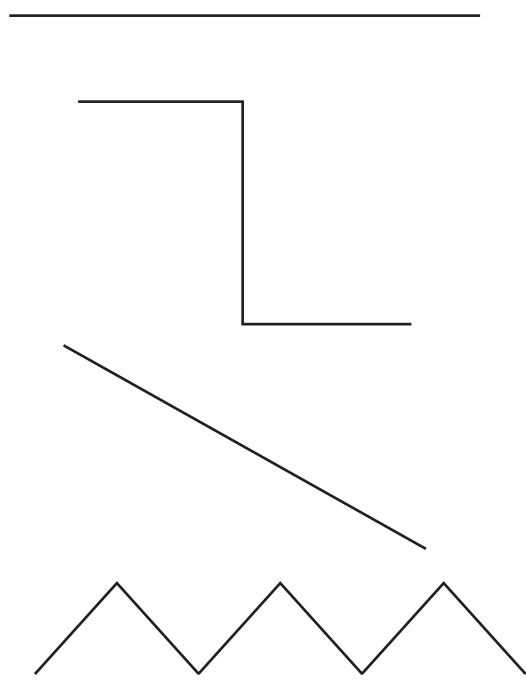
Mushumo wa u pfumisa ndivho 4.7

Tovhelani ndila ni tingeledze ayisikhirimu yo tshipesaho.



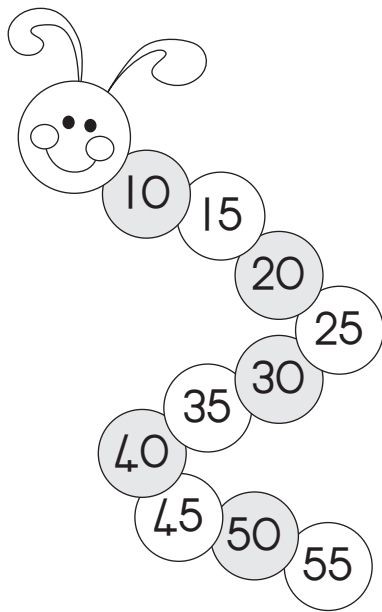
Mushumo wa u pfumisa ndivho 4.8

Tingeledzani mutalo wo lapfesaho. Ni nga shumisa rula u kala pima mitalo.



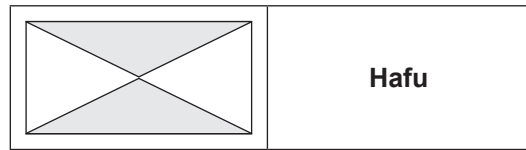
Mushumo wa u pfumisa nǎivho 4.5: Phindulo

Humbulelani phetheni ni fhedzise tshivhungu.

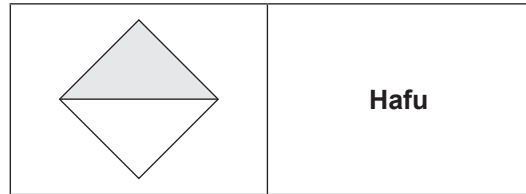


Mushumo wa u pfumisa nǎivho 4.6: Phindulo

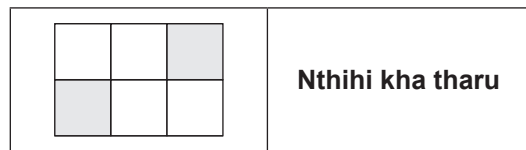
Nangani phindulo ire yone



Hafu



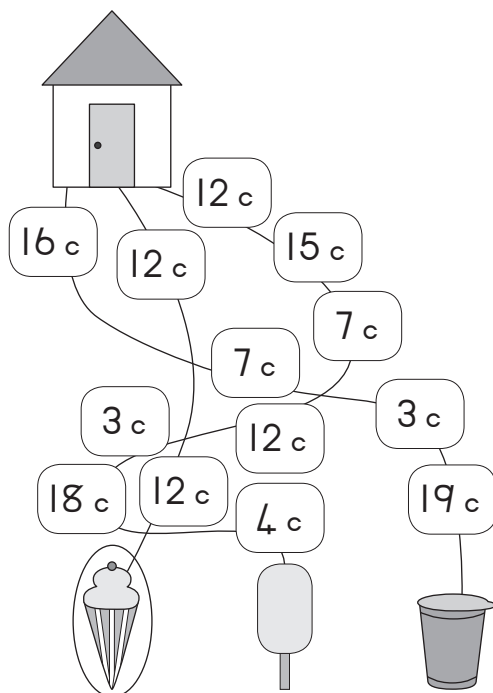
Hafu



Nthihi kha tharu

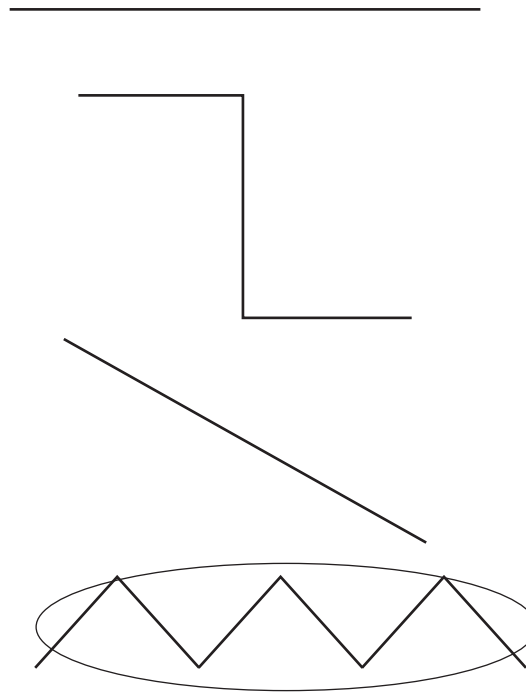
Mushumo wa u pfumisa nǎivho 4.7: Phindulo

Tovhelani nǎila ni tingeledze ayisikhirimu yo tshipesaho.



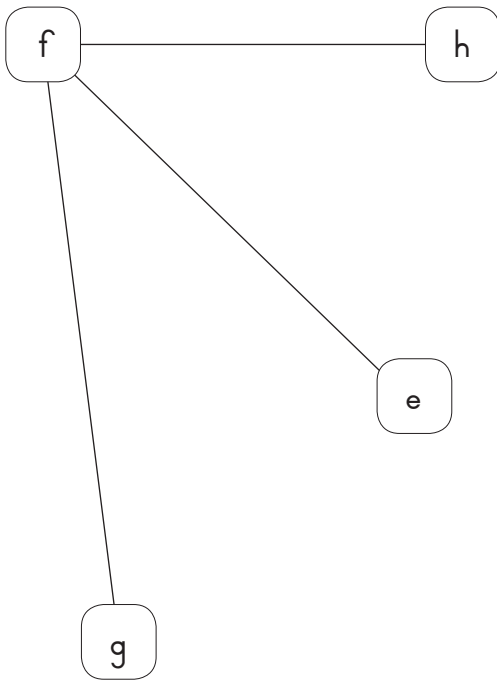
Mushumo wa u pfumisa nǎivho 4.8: Phindulo

Tingeledzani mutalo wo lapfesaho. Ni nga shumisa rula u kala pima mitalo.



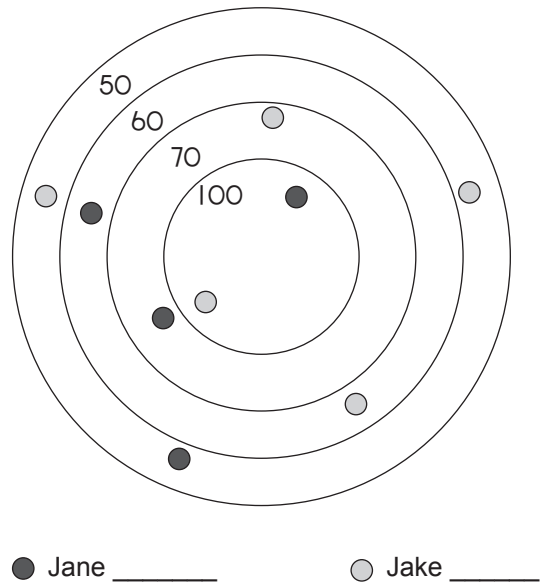
Mushumo wa u pfumisa nḡivho 4.9

Ndi mutalo ufhio wo lapfesaho? Tingeledzani nomboro ire yone. E u swika kha F, F u swika kha G, kana F u swika H




Mushumo wa u pfumisa nḡivho 4.10

Jane na Jake vha khou tamba nga mimavhuli. Ṭanganyisani swikoro zwavho uri ni kone u vhona ane a khou wina mutambo.



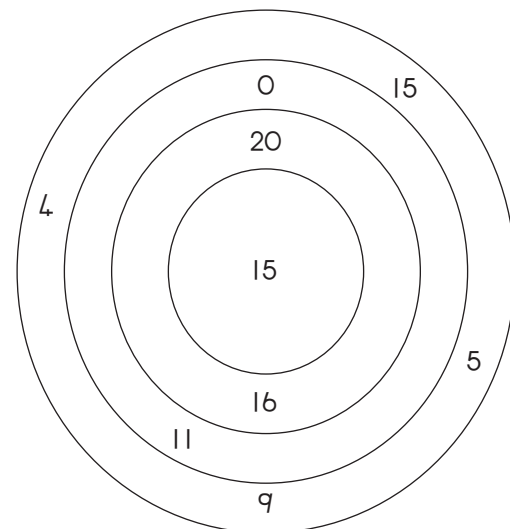
Mushumo wa u pfumisa nḡivho 4.11

Kovhekanyani zwikea zwivhe dzirekhithengele dza 6 ṭhukhu.



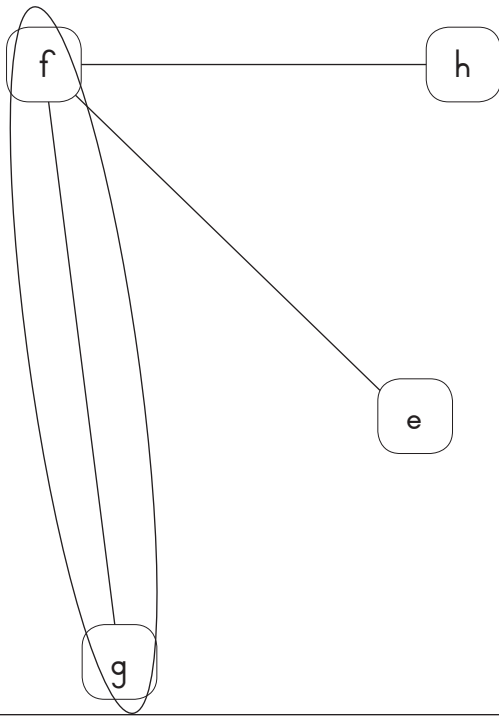
Mushumo wa u pfumisa nḡivho 4.12

Shumisani nomboro ni elekanye uri ni nga ita mbalo nngana ni tshi khou shumusa 20 sa phindulo.



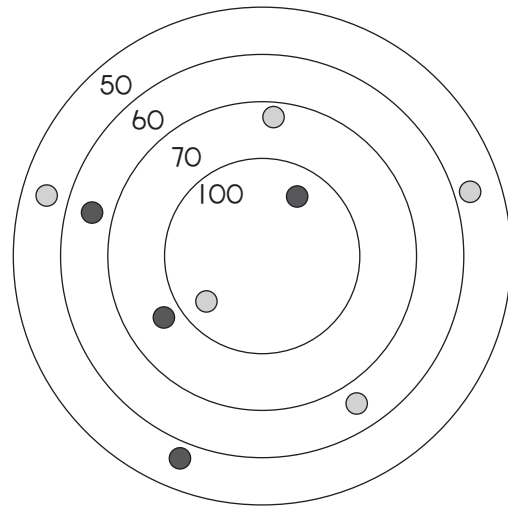
Mushumo wa u pfumisa ngivho 4.9: Phindulo

Ndi mutalo ufhio wo lapfesaho? Tingeledzani nomboro ire yone. E u swika kha F, F u swika kha G, kana F u swika H



Mushumo wa u pfumisa ngivho 4.10: Phindulo

Jane na Jake vha khou tamba nga mimavhuli. T̄anganyisani swikoro zwavho uri ni kone u vhona ane a khou wina mutambo.



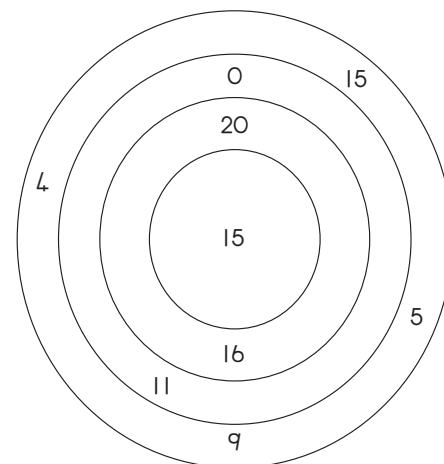
● Jane (350) ● Jake (330)

Mushumo wa u pfumisa ngivho 4.11: Phindulo

Kovhekanyani zwikea zwivhe dzirekhithengele dza 6 thukhu.

Mushumo wa u pfumisa ngivho 4.12: Phindulo

Shumisani nomboro ni elekanye uri ni nga ita mbalo nngana ni tshi khou shumusa 20 sa phindulo.



Ni nga ita/ n̄wala mbalo n̄na::
20 + 0, 15 + 5, 11 + 9, 16 + 4

Mushumo wa u pfumisa nǧivho 4.13

Vhambedzani dzithaidzo dza buḽoko A na dziphindulo buḽoko B.

Ibhulokhi A	Ibhulokhi B
$5 \times 4 =$	40
$20 \times 2 =$	18
$16 + 3 =$	0
$12 + 6 =$	63
$60 + 3 =$	23
$10 \times 7 =$	28
$40 \times 0 =$	70
$27 + 1 =$	20
$14 + 9 =$	19

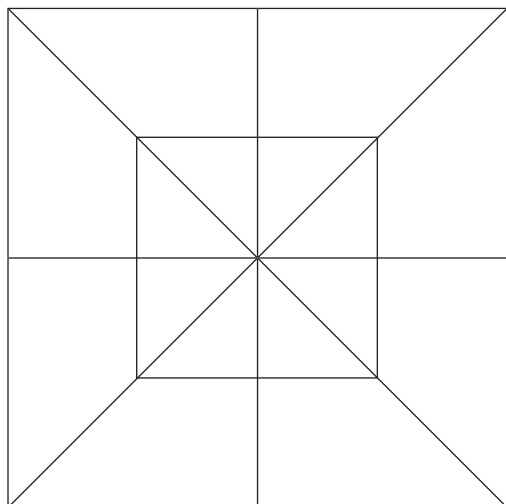
Mushumo wa u pfumisa nǧivho 4.14

Lingedzani u ita mbalo dza dzibuloko hedzi. .

+	8	1	50
2			
4			
6			
8			
10			

Mushumo wa u pfumisa nǧivho 4.15

Hu na  zwingana?



Ṱhiraengele-12

Ṱhiraengele-26

Ṱhiraengele-33

Ṱhiraengele-20

Mushumo wa u pfumisa nǧivho 4.16

Vhambedzani dzinomboro na madzinanomboro.

Nomboro	Dzinanomboro
20	Fumimbili
10	Fumiṽahe
90	Fumbili
19	Fuṽahe
12	Fuṽahe
14	Fuina
40	Fumiina

**Mushumo wa u pfumisa nqivho 4.13:
Phindulo**

Vhambedzani dzithaidzo dza buḵoko A na dziphindulo buḵoko B.

Ibhulokhi A	Ibhulokhi B
$5 \times 4 =$	40
$20 \times 2 =$	18
$16 + 3 =$	0
$12 + 6 =$	63
$60 + 3 =$	23
$10 \times 7 =$	28
$40 \times 0 =$	70
$27 + 1 =$	20
$14 + 9 =$	19

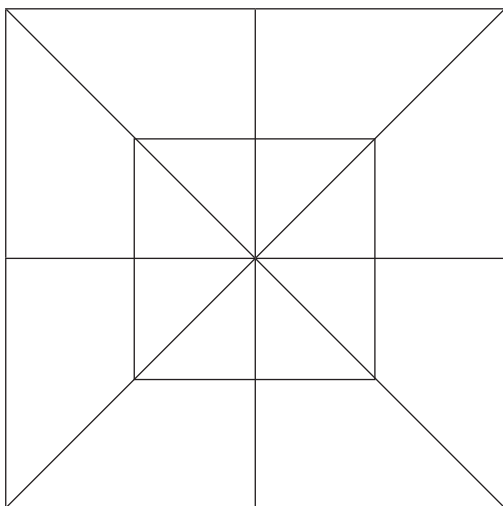
**Mushumo wa u pfumisa nqivho 4.14:
Phindulo**

Lingedzani u ita mbalo dza dzibuloko hedzi.

+	8	1	50
2	10	3	52
4	12	5	54
6	14	7	56
8	16	9	58
10	18	11	60

**Mushumo wa u pfumisa nqivho 4.15:
Phindulo**

Hu na \triangle zwingana?



Ṱhiraengele-26

**Mushumo wa u pfumisa nqivho 4.16:
Phindulo**

Vhambedzani dzinomboro na madzinanomboro.

Nomboro	Dzinanomboro
20	Fumbili
10	Fumi
90	FuṰahe
19	FumiṰahe
12	Fumimbili
14	
40	Fuina

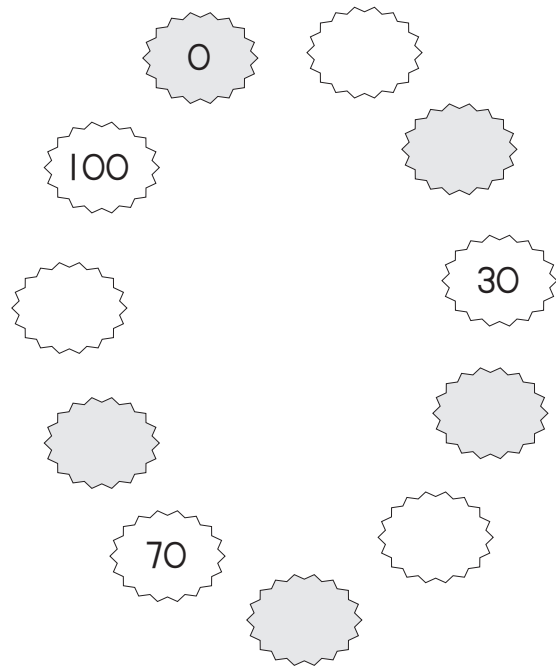
Mushumo wa u pfumisa nqivho 4.17

Fhedzisani thebulu nga u ita mbalo.

x	5	4	2
1			
2			
3			
4			
5			
6			
7			
8			
9			
10			

Mushumo wa u pfumisa nqivho 4.18


Fhedzisani phetheni




Mushumo wa u pfumisa nqivho 4.19

Andisani zwithoma ni n'wale phindulo dzo teaho.


Zwi do vha zwingana??



Zwi do vha zwingana??

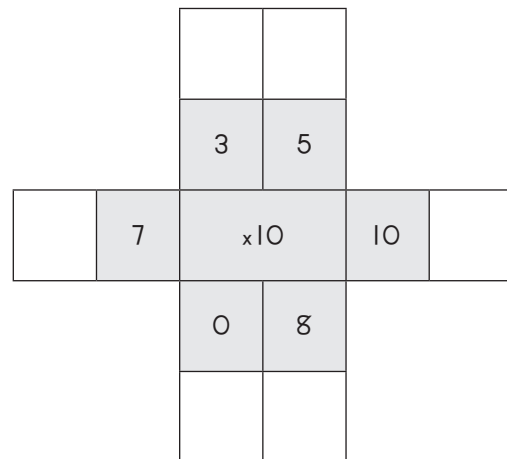


Zwi do vha zwingana??



Mushumo wa u pfumisa nqivho 4.20

Phindaphinda inombolo ephakathi nezinombolo ezingaphandle.



Mushumo wa u pfumisa nqivho 4.17:

Phindulo

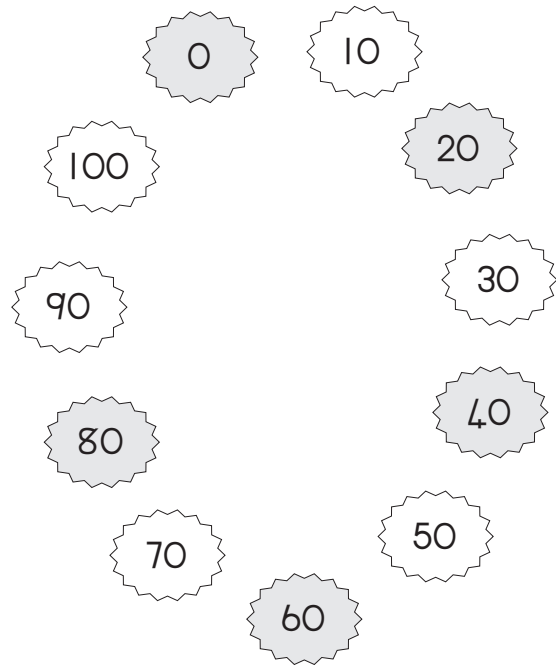
Fhedzisani thebulu nga u ita mbalo.

x	5	4	2
1	5	4	3
2	10	8	4
4	15	7	12
4	20	16	8
5	25	20	10
6	30	24	12
7	35	28	14
8	40	32	16
9	45	36	18
10	50	40	20

Mushumo wa u pfumisa nqivho 4.18:

Phindulo

Fhedzisani phetheni

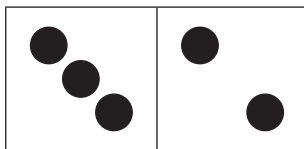


Mushumo wa u pfumisa nqivho 4.19:

Phindulo

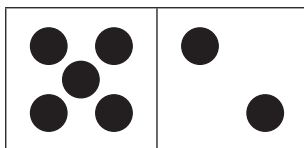
Andisani zwithoma ni n'wale phindulo dzo teaho.

Zwi do vha zwingana??



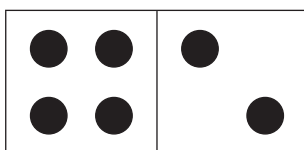
6

Zwi do vha zwingana??



10

Zwi do vha zwingana??

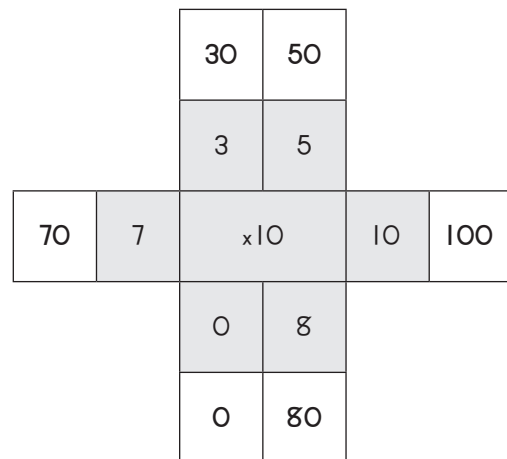


12

Mushumo wa u pfumisa nqivho 4.20:

Phindulo

Phindaphinda inombolo ephakathi nezinombolo ezingaphandle.



Mushumo wa u pfumisa nqivho 4.21

Vhalelani zwi tevhelaho ni dirowe mutalo u tshiya kha phindulo

$14 + 1 =$

20

$13 + 20 =$

15

$17 + 3 =$

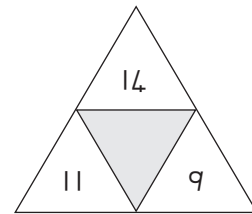
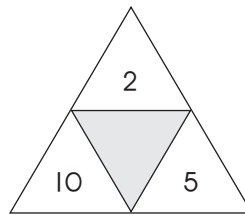
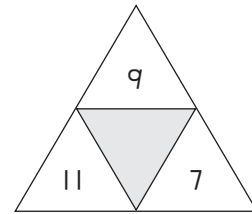
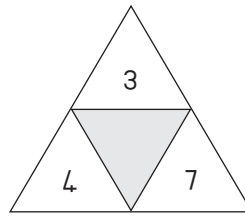
26

$19 + 7 =$

33

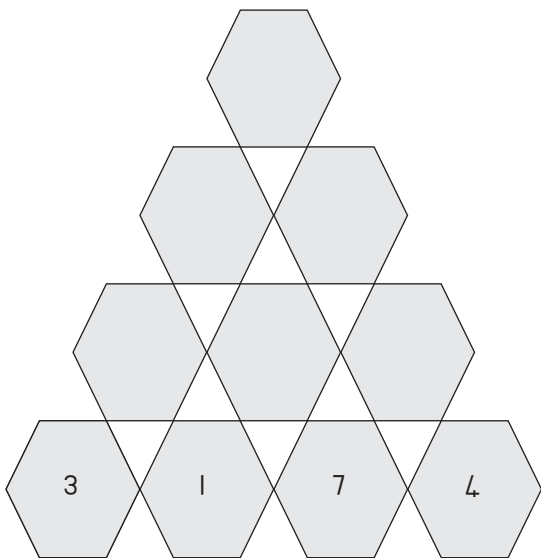
Mushumo wa u pfumisa nqivho 4.22

Ṱanganyisani nomboro ni kone u wana nomboro ire vhukati.



Mushumo wa u pfumisa nqivho 4.23

Nomboro ire kha hezagono yo vhumbwa nga u Ṱanganyisa nomboro dzire kha hezagono mbili dza fhasi . vhalelani nomboro dzi no khou Ṱahela.



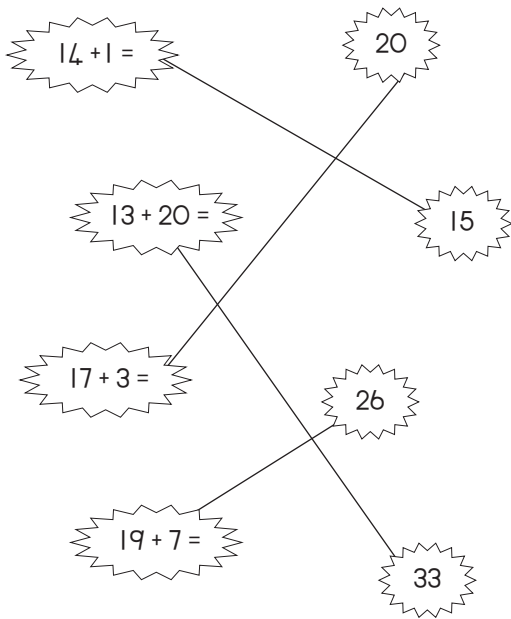
Mushumo wa u pfumisa nqivho 4.24

Vhalelani mutaladzi muṁwe na muṁwe wa phadzili. Vhalelani na mutaladzi wa u bva nṰha ni tshi ya fhasi

14	+	2	=	
+		+		+
3	+	7	=	
=		=		=
	+		=	

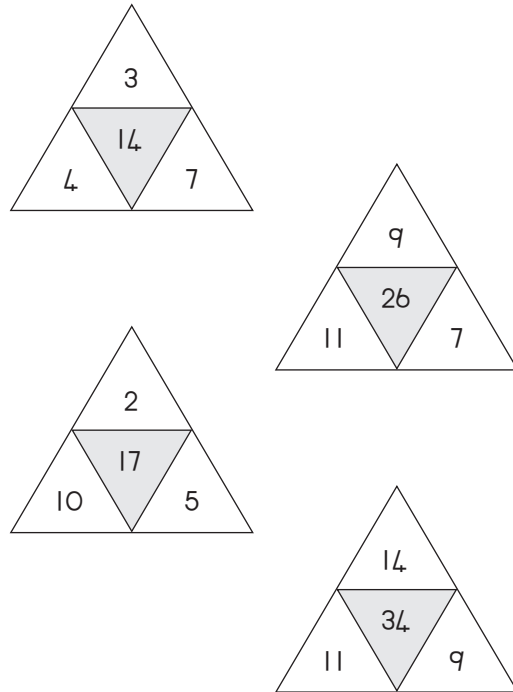
**Mushumo wa u pfumisa nǎivho 4.21:
Phindulo**

Vhalelani zwi tevhelaho ni dirowe mutalo u tshiya kha phindulo



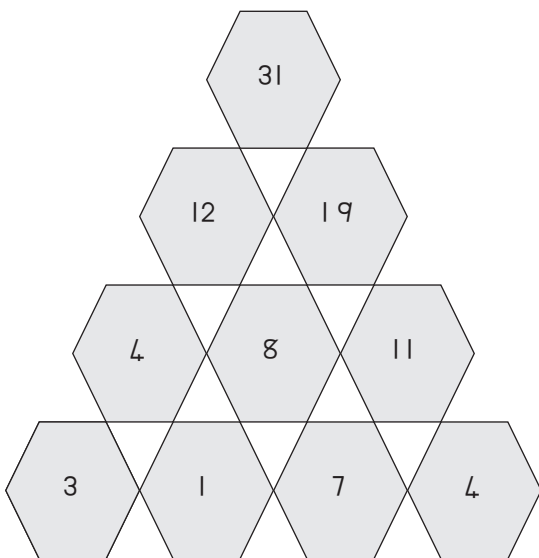
**Mushumo wa u pfumisa nǎivho 4.22:
Phindulo**

Ṭanganyisani nomboro ni kone u wana nomboro ire vhukati.



**Mushumo wa u pfumisa nǎivho 4.23:
Phindulo**

Nomboro ire kha hezagono yo vhumbe nga u ṭanganyisa nomboro dzire kha hezagono mmabili dza fhasi . vhalelani nomboro dzi no khou ṭahela.




**Mushumo wa u pfumisa nǎivho 4.24:
Phindulo**

Vhalelani mutaladzi muṅwe na muṅwe wa phadzili. Vhalelani na mutaladzi wa u bva nṭha ni tshi ya fhasi

14	+	2	=	16
+		+		+
3	+	7	=	10
=		=		=
17	+	9	=	26


Mushumo wa u pfumisa nǎivho 4.25


Huna ovala nngana?




11 24 14

Mushumo wa u pfumisa nǎivho 4.26

Khaǎarani dzothe tswuku-.

Khaǎarani dzothe tshitopana-.

Khaǎarani dzothe lutombo-.



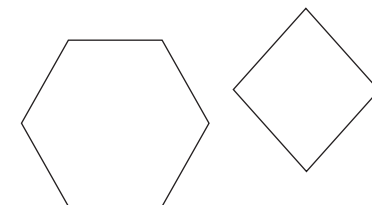

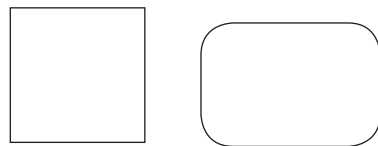
Mushumo wa u pfumisa nǎivho 4.27

Ǒwalani xwivhumbeo zwo fhambanaho. .




Mushumo wa u pfumisa nǎivho 4.28

Shumisani zwivhumbeo ni dirowe tshithu tshine na tshi funa.




**Mushumo wa u pfumisa nǎivho 4.25:
Phindulo**


Huna ovala nngana?




11 24 14

**Mushumo wa u pfumisa nǎivho 4.26:
Phindulo**

Khaǎarani dzothe tswuku-.


Khaǎarani dzothe tshitopana-.

Khaǎarani dzothe lutombo-.




**Mushumo wa u pfumisa nǎivho 4.27:
Phindulo**

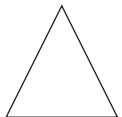
Nwalani xwivhumbeo zwo fhambanaho. .



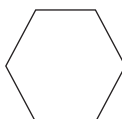
Tshikwea



Tshitendeledzi




Thiraengele



Hezagono

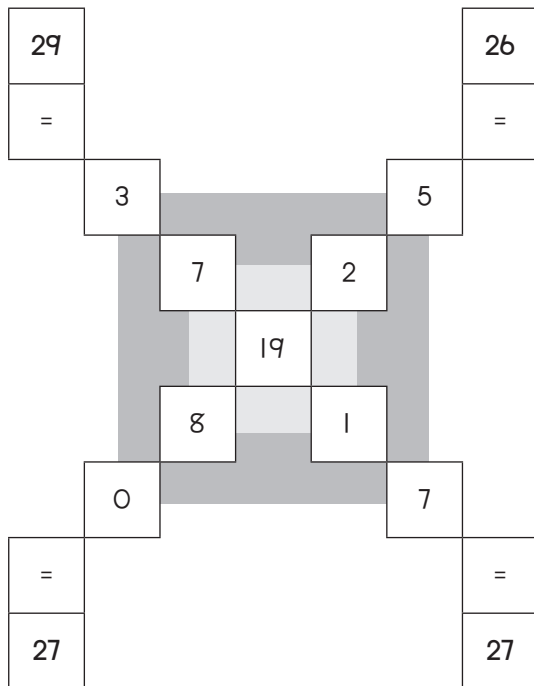
**Mushumo wa u pfumisa nǎivho 4.28:
Phindulo**

Shumisani zwivhumbeo ni dirowe tshithu tshine na tshi funa.



**Mushumo wa u pfumisa nqivho 4.29:
Phindulo**

Tanganyisani mutaladzi wa dzinomboro u wana phindulo.




**Mushumo wa u pfumisa nqivho 4.30:
Phindulo**

Nwalani madzina mbalo a nomboro dzi tevhelaho

8	yisishiyagalombili
2	kubili
3	kuthathu
7	yisikhombisa
9	yisishiyagalolunye
10	Fu ahe
15	Fu ahe nanhlanu
12	yFumimbili
30	amashumi amathathu
25	Fumbili nanhlanu
100	yikhulu

**Mushumo wa u pfumisa nqivho 4.31:
Phindulo**

Vhalani ni dovhe ni engedze zwa u vhalela ngazwo zwa 10 kha tshanda tsha uja



**Mushumo wa u pfumisa nqivho 4.32:
Phindulo**

Ndi ifhio nomboro ire khulwane? Tingeledzani nomboro ire khulwane kha phere inwe na inwe.

- 10 kana (100)
- 12 kana (21)
- 15 kana (51)
- 16 kana (61)
- (31) kana 13
- 17 kana (72)
- 20 kana (21)
- (52) kana 25
- (10) kana 1