

GRADE 3

TERM 4 2019

**MATHEMATICS
ENGLISH / ISIXHOSA**

RESOURCE PACK

PRINTABLE RESOURCES

The following printable resources are included in this section:

1. Resource sheets
2. Mental mathematics challenge cards: Bilingual version
3. Enrichment activity cards: English version
4. Enrichment activity cards: isiXhosa version

Resource Sheets

This is a list of the mathematical resources that you will need in this term. You need to make sure that you have them for the lessons for which they are recommended.

1. Base ten blocks (Several lessons – reprint from Term 1)
2. Flard cards (Several lessons – reprint from Term 1)
3. Symmetry cut-out shapes (Lesson 14)
4. 3-D objects and 2-D shapes (Lesson 13)
5. Squares template (Lesson 17 and 18)
6. Rectangular shapes (Lesson 18)
7. Fractions circles and squares (Lesson 35)
8. Blank number lines (Lessons 11, 12 and 13)
9. 901–1 000 Number grid (Lesson 21)

Resources for each day of teaching


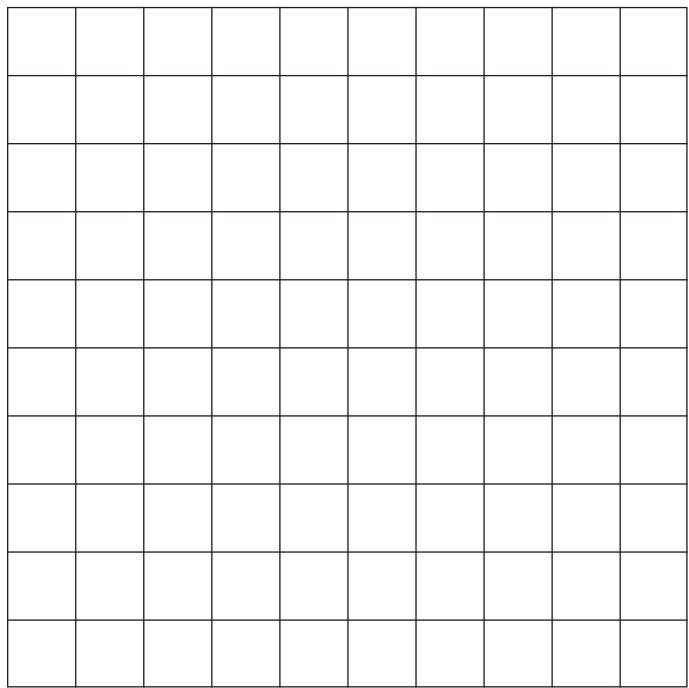

There are also other resources such as informal resources (old magazines, pieces of string, scrap paper, etc.) that you may need in certain lessons. You should have a careful look at the list of resources needed for each lesson which is given in the lesson plans each day to see which resources are needed for that day. Prepare yourself so that you have the necessary resources for the lessons on a daily basis.

1. Base ten blocks (Several lessons)

To make the base ten block kit you need to paste a copy of this sheet onto cardboard and then cut out all of the blocks.

You could also use grid paper and mark out the blocks and cut them out.



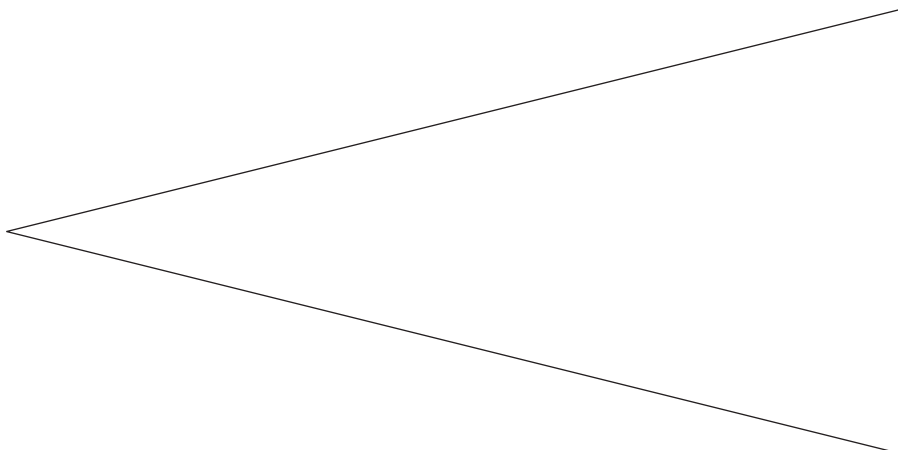

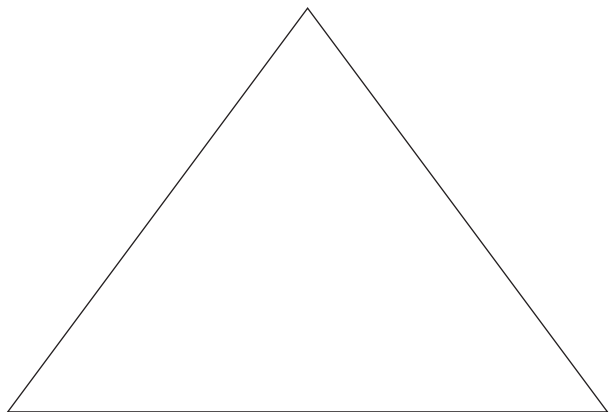
- The small blocks are used to represent unit/ones.
- The long blocks are used to represent tens.
- The big flat blocks are used to represent hundreds.



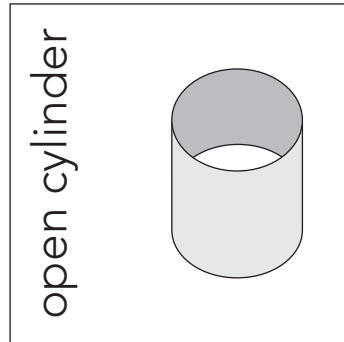
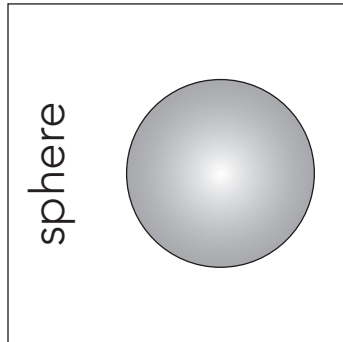
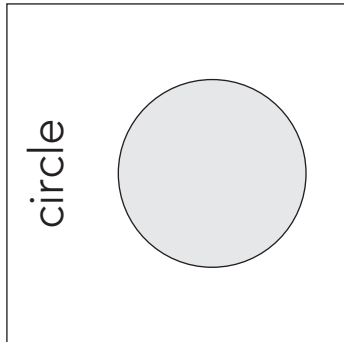
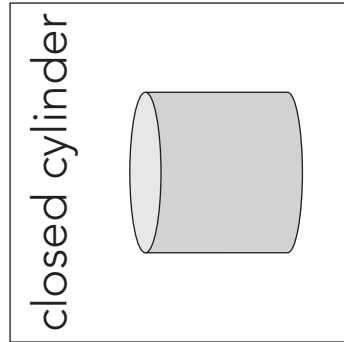
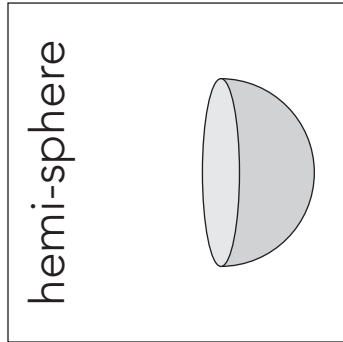
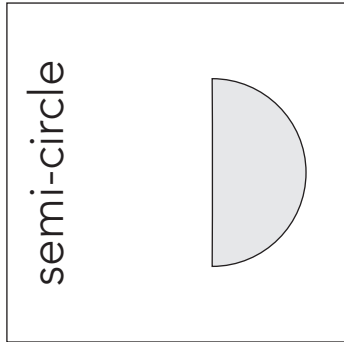
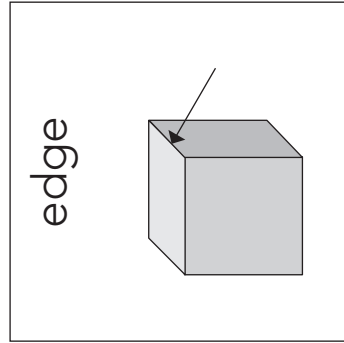
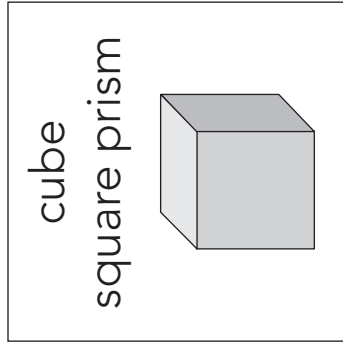
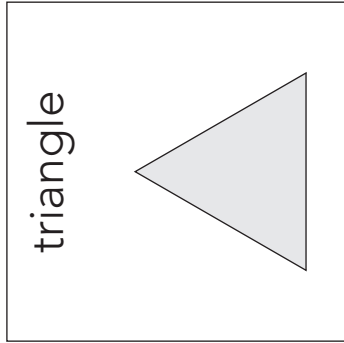
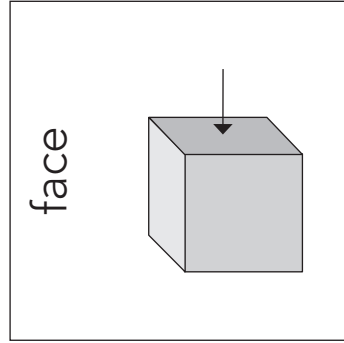
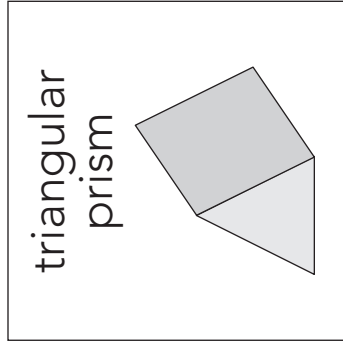
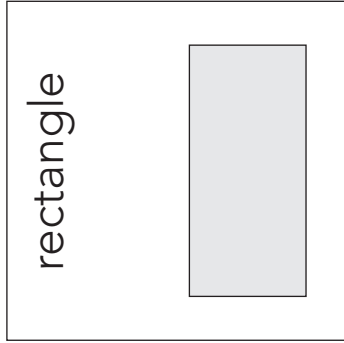
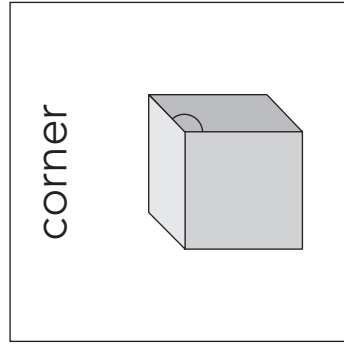
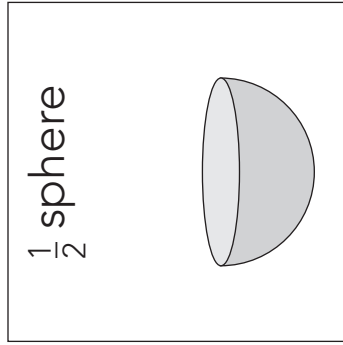
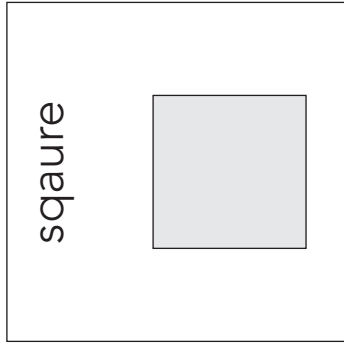
2. Flard cards (Several lessons)

1	1	0	1	0	0
2	2	0	2	0	0
3	3	0	3	0	0
4	4	0	4	0	0
5	5	0	5	0	0
6	6	0	6	0	0
7	7	0	7	0	0
8	8	0	8	0	0
9	9	0	9	0	0
		1	0	0	0

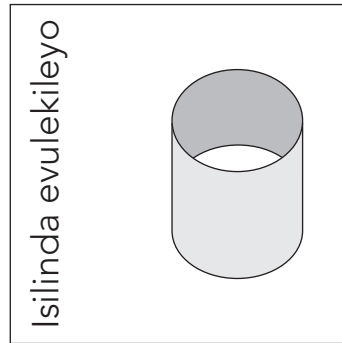
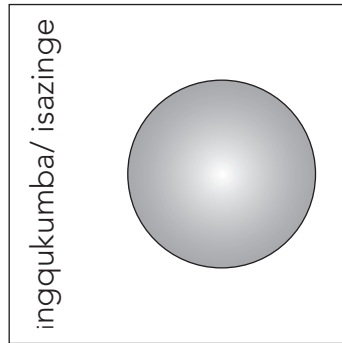
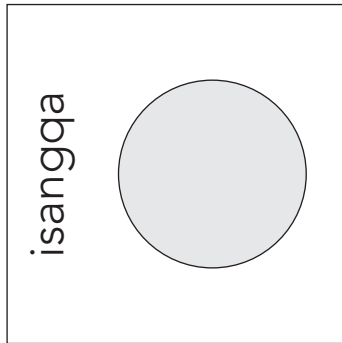
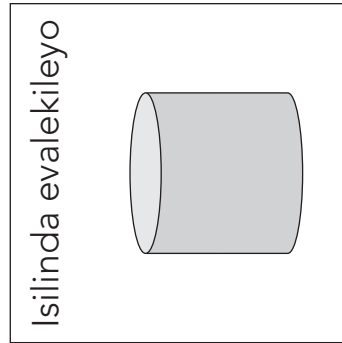
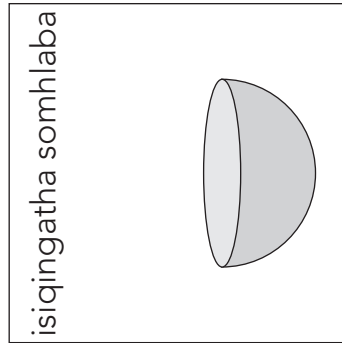
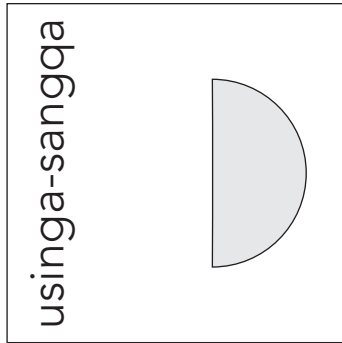
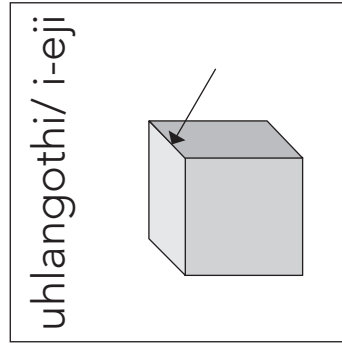
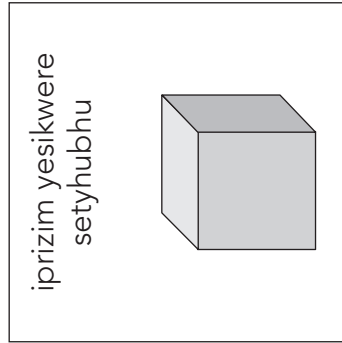
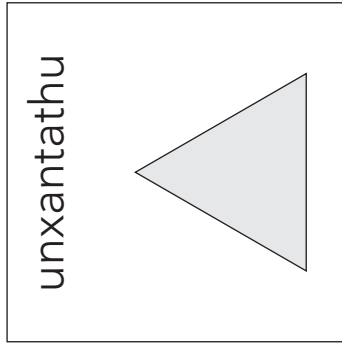
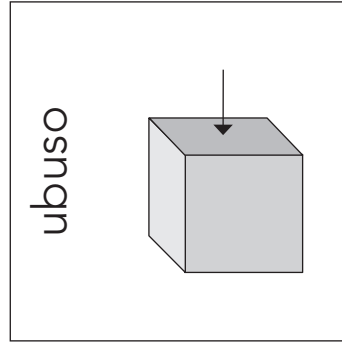
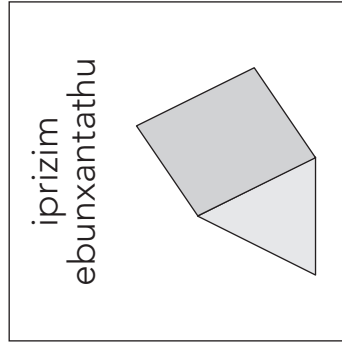
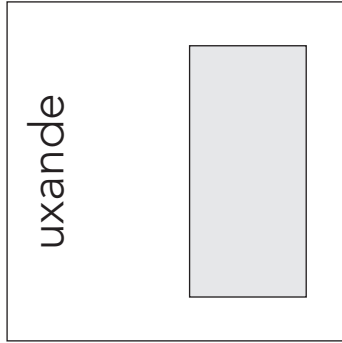
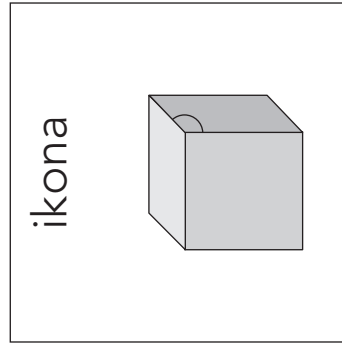
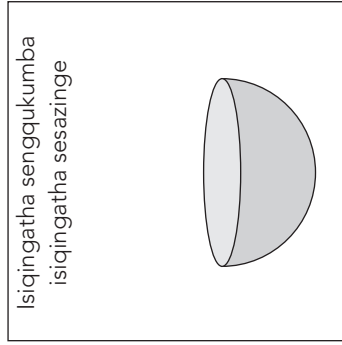
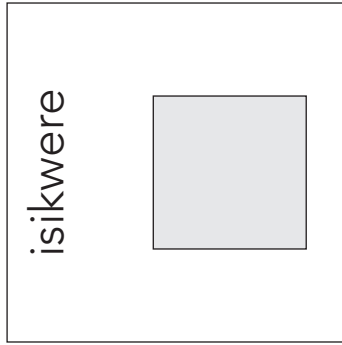
3. Umgca wolingano sika iimilo (Isifundo 10)



4. 3-D objects and 2-D shapes (Lesson 13)





4. Izinto zeemilo ze 3-D kunye 2-D (Isifundo 12)


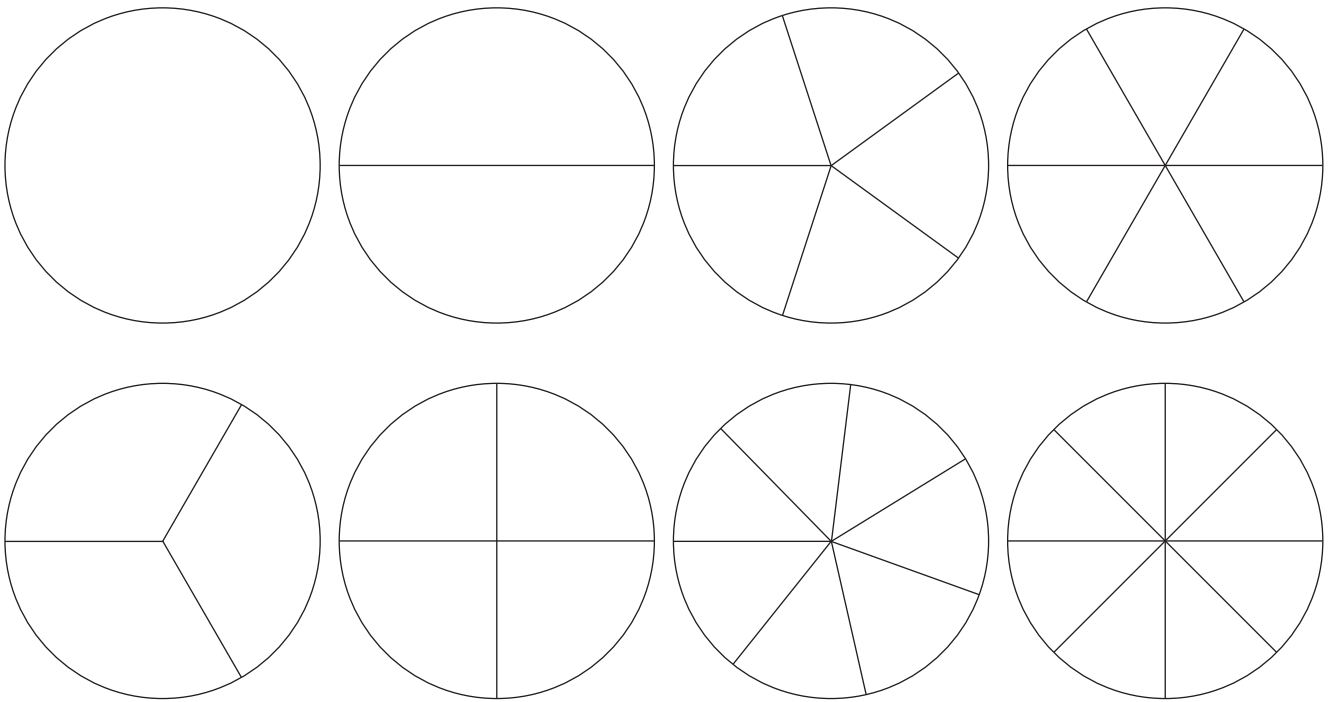


5. thempleyithi yezikwere (isifundo 13, 14)



6. limilo ezibuxande (Isifundo 14)



7. Amaqhezu ezingqa kunye nezikwere (Isifundo 22)



8. Imigca manani ecocekileyo (Isifundo 28, 29, 30)



9. 901–1 000 Ibhodi yamanani (Isifundo 34)

901	902	903	904	905	906	907	908	909	910
911	912	913	914	915	916	917	918	919	920
921	922	923	924	925	926	927	928	929	930
931	932	933	934	935	936	937	938	939	940
941	942	943	944	945	946	947	948	949	950
951	952	953	954	955	956	957	958	959	960
961	962	963	964	965	966	967	968	969	970
971	972	973	974	975	976	977	978	979	980
981	982	982	984	985	986	987	988	989	990
991	992	993	994	995	996	997	998	999	1 000

Mental Mathematics Challenge Cards: Bilingual Version

Each term there will be a set of eight mental mathematics challenge cards. If you make them into cards and collect them over the course of the year, you will have a set of one card per teaching week for a year.

Use of the mental mathematics challenge cards

Once a week learners should do mental mathematics in written form, so that there is some record of your daily mental mathematics activities. You can use the mental mathematics challenge cards for this purpose.

Learners should not use concrete material to work out the answers in mental mathematics. If learners need to, let them use their fingers as a concrete aid during mental mathematics, but make a note of who they are and then spend time with them during remediation to help them with the basic number and operation skills. Mental mathematics skills improve hugely from Grade 1 to Grade 3. In Grade 1 learners might only manage five questions, especially when they have to write the answers, but by Grade 3 learners should manage ten questions with written answers easily.

Maths Challenge Card 1

Ikhadi Lomceli-mngeni Lezibalo

1. $52 + 2 = \underline{\quad}$
2. $54 + 2 = \underline{\quad}$
3. $53 + 3 = \underline{\quad}$
4. $151 + 6 = \underline{\quad}$
5. $152 + 8 = \underline{\quad}$
6. $155 + 4 = \underline{\quad}$
7. $254 + 4 = \underline{\quad}$
8. $353 + 6 = \underline{\quad}$
9. $459 + 1 = \underline{\quad}$
10. $599 + 0 = \underline{\quad}$

Maths Challenge Card 2

Ikhadi Lomceli-mngeni Lezibalo 2

1. $\underline{\quad} \div 4 = 6$
2. $\underline{\quad} \div 10 = 10$
3. $20 \div \underline{\quad} = 5$
4. $40 \div \underline{\quad} = 8$
5. $50 \div \underline{\quad} = 2$
6. $24 \div \underline{\quad} = 3$
7. $\underline{\quad} \div 31 = 8$
8. $\underline{\quad} \div 5 = 9$
9. $\underline{\quad} \div 13 = 1$
10. $15 \div \underline{\quad} = 3$

Maths Challenge Card 3

Ikhadi Lomceli-mngeni Lezibalo 3

1. $25 \div 2 = \underline{\quad}$
2. $25 \div 4 = \underline{\quad}$
3. $25 \div 10 = \underline{\quad}$
4. $25 \div 3 = \underline{\quad}$
5. $29 \div 5 = \underline{\quad}$
6. $29 \div 4 = \underline{\quad}$
7. $29 \div 10 = \underline{\quad}$
8. $29 \div 3 = \underline{\quad}$
9. $29 \div 5 = \underline{\quad}$
10. $30 \div 29 = \underline{\quad}$

Maths Challenge Card 4

Ikhadi Lomceli-mngeni Lezibalo 4

1. $25 + 25 - 1 = \underline{\quad}$
2. $51 - 50 + 11 = \underline{\quad}$
3. $25 + 20 - 5 = \underline{\quad}$
4. $60 - 40 + 10 = \underline{\quad}$
5. $60 - 40 - 10 = \underline{\quad}$
6. $85 - 75 + 2 = \underline{\quad}$
7. $13 - 2 + 4 = \underline{\quad}$
8. $125 + 25 - 1 = \underline{\quad}$
9. $50 + 25 - 50 = \underline{\quad}$
10. $100 - 40 + 40 = \underline{\quad}$

Maths Challenge Card 1: Answers

Ikhadi Lomceli-mngeni Lezibalo 1: limpendulo

1. 54
2. 56
3. 56
4. 157
5. 160
6. 159
7. 258
8. 359
9. 460
10. 599

Maths Challenge Card 2: Answers

Ikhadi Lomceli-mngeni Lezibalo 2: limpendulo

1. 24
2. 100
3. 4
4. 5
5. 25
6. 8
7. 24
8. 45
9. 13
10. 5

Maths Challenge Card 3: Answers

Ikhadi Lomceli-mngeni Lezibalo 3: limpendulo

1. 12 rem / kusale 1
2. 6 rem / kusale 1
3. 2 rem / kusale 5
4. 8 rem / kusale 1
5. 5 rem / kusale 4
6. 7 rem / kusale 1
7. 2 rem / kusale 9
8. 9 rem / kusale 2
9. 5 rem / kusale 41
10. 1 rem / kusale 1

Maths Challenge Card 4: Answers

Ikhadi Lomceli-mngeni Lezibalo 4: limpendulo

1. 49
2. 12
3. 40
4. 30
5. 10
6. 12
7. 15
8. 149
9. 25
10. 100

Maths Challenge Card 5

Ikhadi Lomceli-mngeni Lezibalo 5

1. $100 - 21 = \underline{\quad}$
2. $50 + 21 = \underline{\quad}$
3. $80 - 21 = \underline{\quad}$
4. $60 + 21 = \underline{\quad}$
5. $40 - 21 = \underline{\quad}$
6. $31 + 21 = \underline{\quad}$
7. $60 - 21 = \underline{\quad}$
8. $40 + 21 = \underline{\quad}$
9. $50 - 21 = \underline{\quad}$
10. $73 + 21 = \underline{\quad}$

Maths Challenge Card 6

Ikhadi Lomceli-mngeni Lezibalo 6

1. $15 + \underline{\quad} = 100$
2. $8 + \underline{\quad} = 100$
3. $7 + \underline{\quad} = 100$
4. $16 + \underline{\quad} = 100$
5. $14 + \underline{\quad} = 100$
6. $100 - \underline{\quad} = 13$
7. $100 - \underline{\quad} = 12$
8. $100 - \underline{\quad} = 70$
9. $100 - \underline{\quad} = 51$
10. $49 + \underline{\quad} = 100$

Maths Challenge Card 7

Ikhadi Lomceli-mngeni Lezibalo 7

1. 48, 59, 48, 59, $\underline{\quad}$, $\underline{\quad}$
2. $\bigcirc \bigcirc \square \square \bigcirc \bigcirc \square \square \bigcirc \underline{\quad} \underline{\quad} \underline{\quad}$
3. $\triangle \square \bigcirc \triangle \square \bigcirc \underline{\quad} \underline{\quad} \underline{\quad}$
4. $\underline{\quad}$, $\underline{\quad}$, 101, 103, 105
5. $\underline{\quad}$, $\underline{\quad}$, 210, 230, 250
6. 425, 450, 475, $\underline{\quad}$, $\underline{\quad}$
7. $\underline{\quad}$, $\underline{\quad}$, 650, 700, 750
8. $\underline{\quad}$, $\underline{\quad}$, R506, R606, R706
9. 8:00, 8:15, 8:30, $\underline{\quad}$
10. 2, $2\frac{1}{4}$, $2\frac{1}{2}$, $\underline{\quad}$, $\underline{\quad}$

Maths Challenge Card 8

Ikhadi Lomceli-mngeni Lezibalo 8

1. 220, 222, 224, $\underline{\quad}$, $\underline{\quad}$
2. $\underline{\quad}$, $\underline{\quad}$, 112, 114, 116
3. 14, 24, 34, $\underline{\quad}$, $\underline{\quad}$
4. $\underline{\quad}$, $\underline{\quad}$, $\underline{\quad}$, 47, 57, 67
5. 205, 210, 215, $\underline{\quad}$, $\underline{\quad}$, $\underline{\quad}$
6. $\underline{\quad}$, $\underline{\quad}$, 520, 515, 510
7. 830, $\underline{\quad}$, $\underline{\quad}$, $\underline{\quad}$, 870
8. 750, $\underline{\quad}$, $\underline{\quad}$, $\underline{\quad}$, 710
9. 322, 324, 326, $\underline{\quad}$, $\underline{\quad}$, $\underline{\quad}$
10. $\underline{\quad}$, $\underline{\quad}$, $\underline{\quad}$, 935, 930, 925

Maths Challenge Card 5: Answers

**Ikhadi Lomceli-mngeni Lezibalo 5:
limpendulo**

1. 79
2. 71
3. 59
4. 81
5. 19
6. 52
7. 39
8. 61
9. 29
10. 93

Maths Challenge Card 6: Answers

**Ikhadi Lomceli-mngeni Lezibalo 6:
limpendulo**

1. 85
2. 92
3. 93
4. 84
5. 86
6. 87
7. 88
8. 30
9. 49
10. 51

Maths Challenge Card 7: Answers

**Ikhadi Lomceli-mngeni Lezibalo 7:
limpendulo**

1. 48, 59
2. $\bigcirc \square \square$
3. $\triangle \square \bigcirc$
4. 97, 99
5. 190
6. 500, 525
7. 600
8. R306, R406
9. 8:45
10. $2\frac{3}{4}$, 3

Maths Challenge Card 8: Answers

**Ikhadi Lomceli-mngeni Lezibalo 8:
limpendulo**

1. 226, 228
2. 108, 110
3. 44, 54
4. 17, 27, 37
5. 220, 225, 230
6. 530, 525
7. 840, 850, 860
8. 740, 730, 720
9. 328, 330, 332
10. 950, 945, 940

Enrichment Activity Cards: English Version

Each term a set of new enrichment cards will be provided. You should retain this set, as they will not be reproduced each term.

Use of the enrichment activity cards

Optional as required.


These cards include activities that you can use for enrichment opportunities for learners who have completed the lesson activities ahead of the rest of the class. Learners should work on these cards independently or with their peers who have also completed the classwork. You may need to explain some of the activities to the learners who use them. You should remind them to ask you questions about any of the enrichment activities that they are doing, so that you can guide them as necessary.

You should photocopy the enrichment cards, paste them onto cardboard and laminate them (if possible), so that they can be used as a resource, not only this year but in the future as well.

Put the laminated cardboard cards into a box in a set place in your classroom, so that learners know where to find them. These cards are for all learners and do not have to be used in a particular order. Learners should keep a record of the cards that they have done, so that they continue to choose a new card each time they go to the box. Learners must be taught to replace the cards in numeric order in the box, so that everyone who looks for cards can easily find the one they want to use.


Enrichment Activity 4.1

Count the different shapes.



How many  are there? _____

How many  are there? _____

How many  are there? _____

How many  are there? _____

Enrichment Activity 4.2

Find Sarah's lost dog.



43

93



Enrichment Activity 4.3

Work out the sums and complete the crossword puzzle by filling in the number names.

Down

1. $101 - 85 = \underline{\quad}$

2. $55 \div 5 = \underline{\quad}$

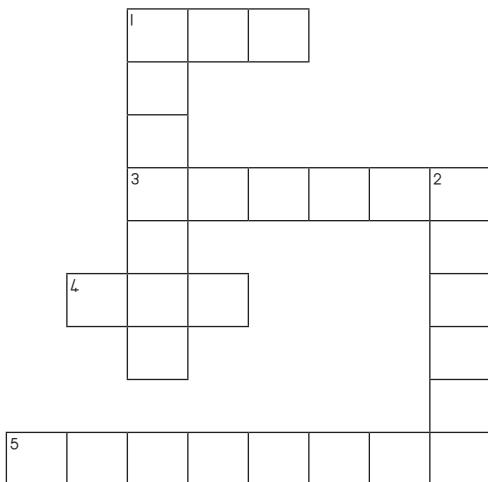
Across

1. $366 \div \underline{\quad} = 11$

3. $63 \times \underline{\quad} = 36$

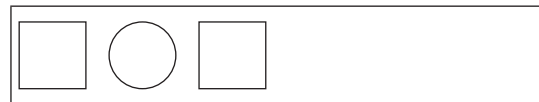

4. $93 - \underline{\quad} = 83$

5. $133 - 114 = \underline{\quad}$




Enrichment Activity 4.4


Complete the following patterns.



Enrichment Activity 4.1: Answers

Count the different shapes?



How many  are there? (4)

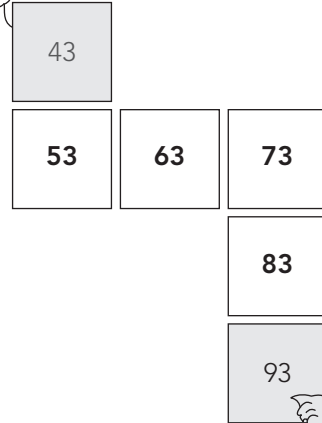
How many  are there? (14)

How many  are there? (7)

How many  are there? (9)

Enrichment Activity 4.2: Answers

Find Sarah's lost dog.



Enrichment Activity 4.3: Answers

Work out the sums and complete the crossword puzzle by filling in the number names:

Down

- $101 - 85 = \underline{\quad}$
- $55 \div 5 = \underline{\quad}$

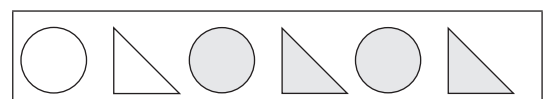
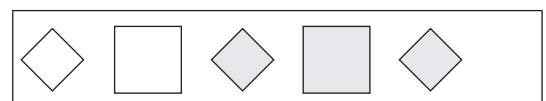
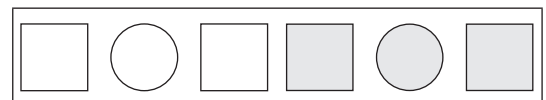
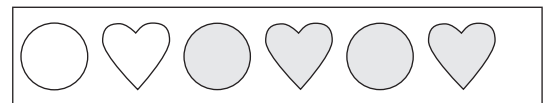
Across

- $366 \div \underline{\quad} = 11$
- $63 \times \underline{\quad} = 36$
- $93 - \underline{\quad} = 83$
- $133 - 114 = \underline{\quad}$

	¹ S	I	X						
	I								
	X								
	³ T	W	E	L	V	² E			
	E						L		
	⁴ T	E	N				E		
	N						V		
							E		
⁵ N	I	N	E	T	E	E	N		

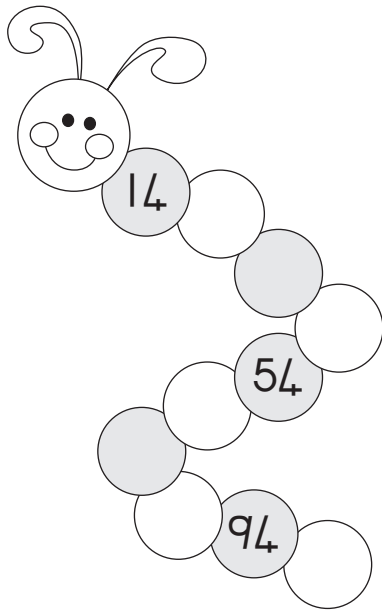
Enrichment Activity 4.4: Answers

Complete the following patterns.



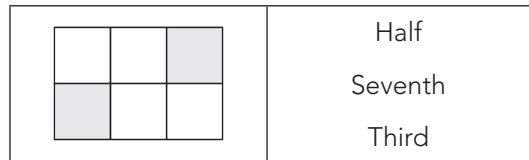
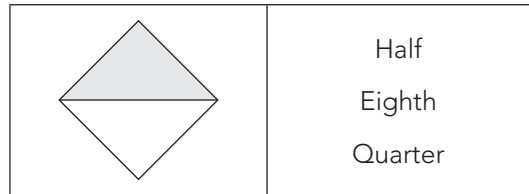
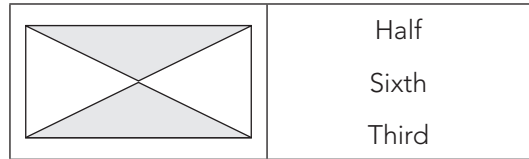
Enrichment Activity 4.5

Figure out the pattern to complete the worm.



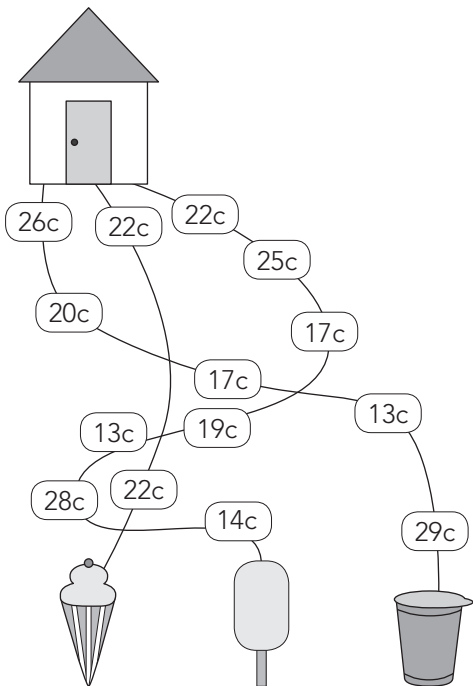
Enrichment Activity 4.6

What fraction of the shape is coloured?
Choose the correct answer.




Enrichment Activity 4.7

Follow the paths and then circle the ice-cream that is the cheapest.



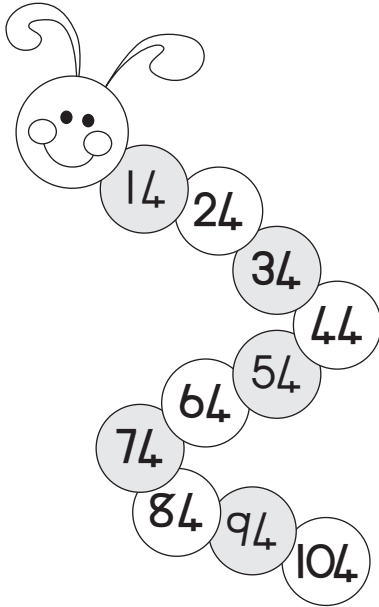
Enrichment Activity 4.8

Circle the line that is the longest. You may use a ruler to measure the lines.



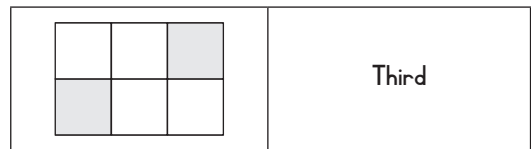
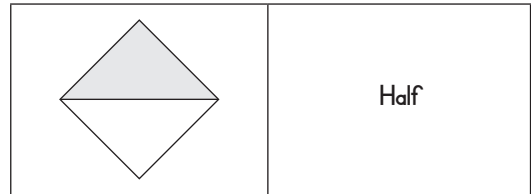
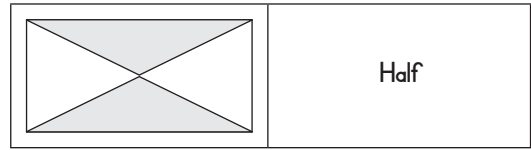
Enrichment Activity 4.5: Answers

Figure out the pattern to complete the worm.



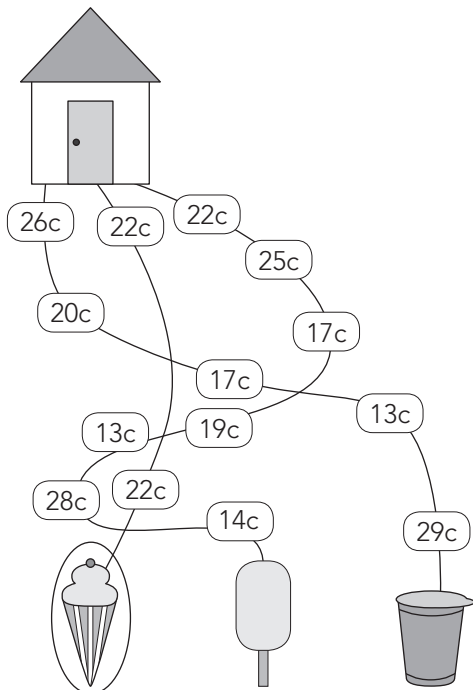
Enrichment Activity 4.6: Answers

What fraction of the shape is coloured?
Choose the correct answer.



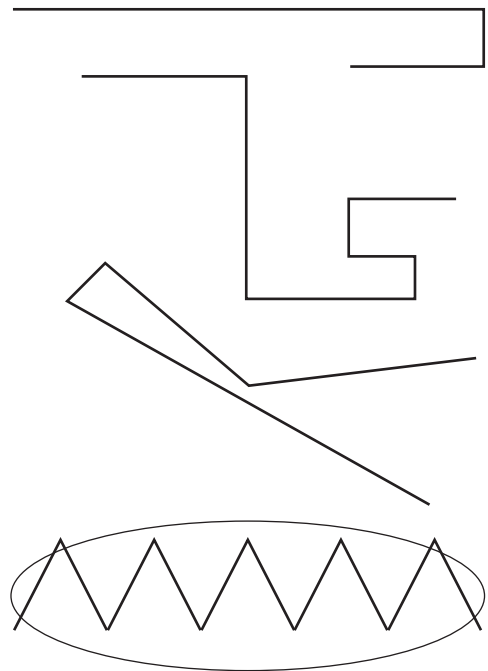
Enrichment Activity 4.7: Answers

Follow the paths and then circle the ice-cream that is the cheapest.



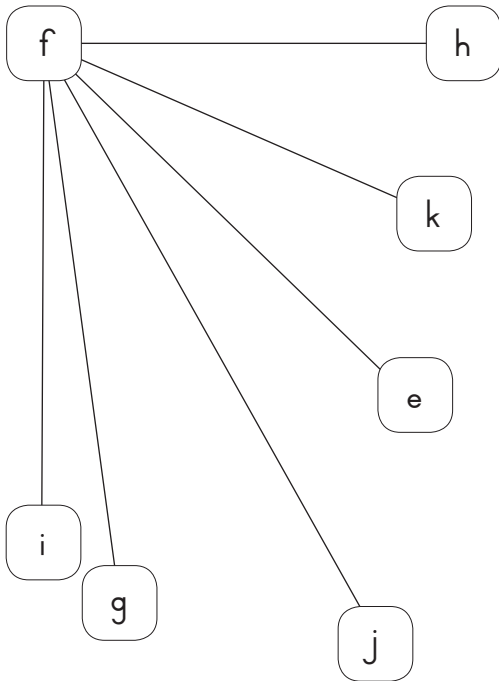
Enrichment Activity 4.8: Answers

Circle the line that is the longest. You may use a ruler to measure the lines.



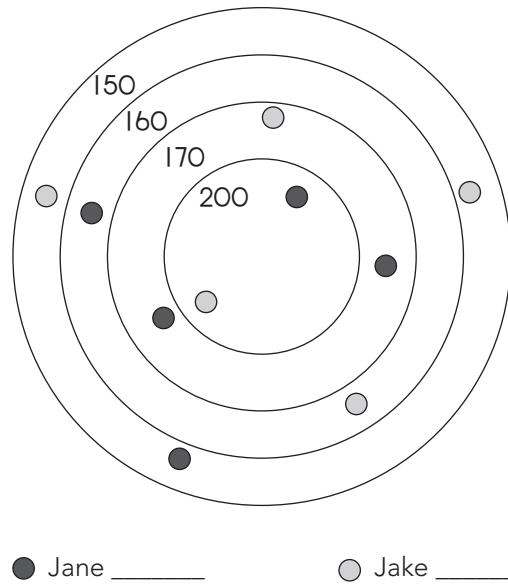
Enrichment Activity 4.9

Which line will be the longest?
 E to F or F to G or F to H or F to I or F to J or
 F to K?




Enrichment Activity 4.10

Jane and Jake are playing marbles.
 Add their scores to see who is winning.



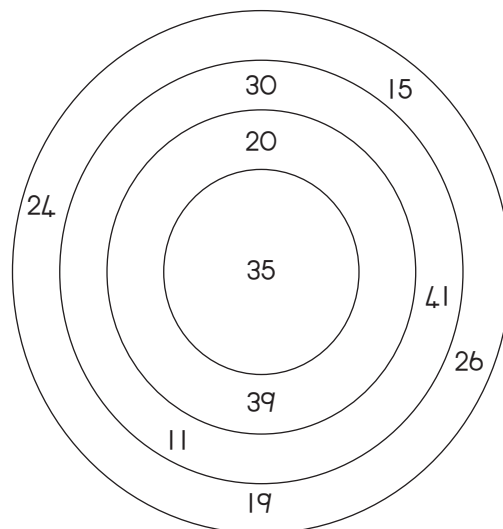
Enrichment Activity 4.11

Divide this square into 16 smaller rectangles.



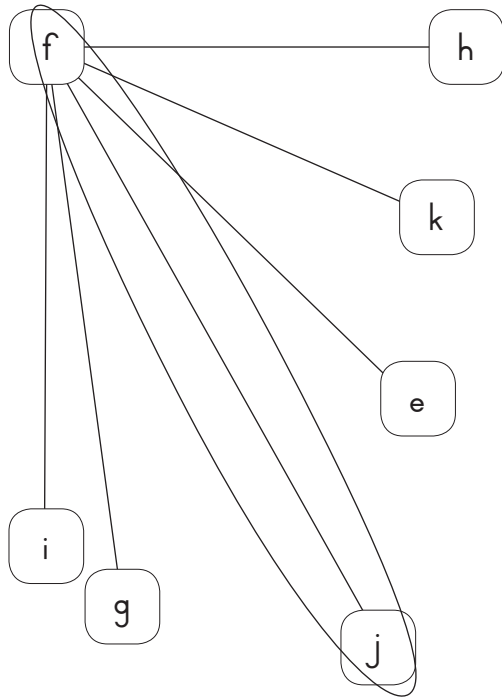
Enrichment Activity 4.12

Use the numbers and figure out how many
 sums you can make with 50 as the answer.



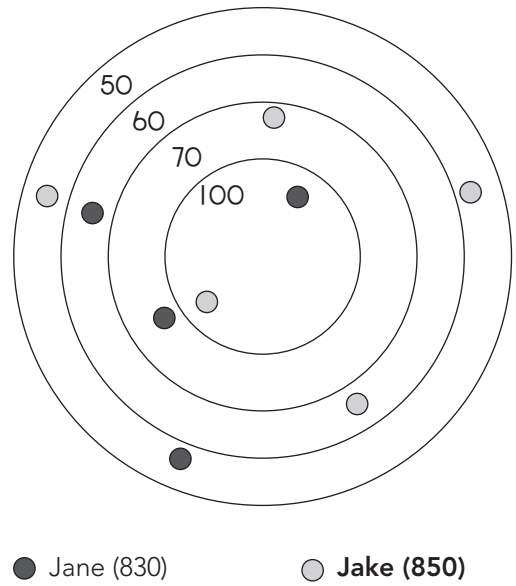
Enrichment Activity 4.9: Answers

Which line will be the longest?
 E to F or F to G or F to H or F to I or F to J or
 F to K?




Enrichment Activity 4.10: Answers

Jane and Jake are playing marbles.
 Add their scores to see who is winning.



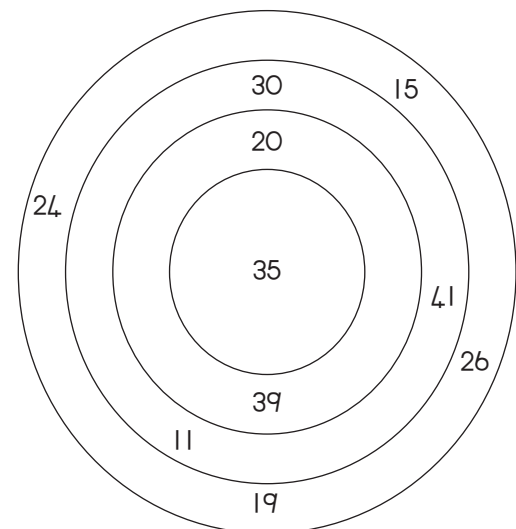
Enrichment Activity 4.11: Answers

Divide this square into 16 smaller rectangles.



Enrichment Activity 4.12: Answers

Use the numbers and figure out how many sums you can make with 50 as the answer.



You can make 5 sums:
 $26 + 24$; $11 + 19 + 20$; $39 + 11$;
 $30 + 20$, $35 + 15$

Enrichment Activity 4.13

Match the problems in Block A with the answers in Block B.

Block A	Block B
$5 \times 14 =$	20
$20 \times 5 =$	70
$16 + 33 =$	83
$12 + 46 =$	40
$60 \div 3 =$	138
$10 \times 7 =$	49
$40 \times 1 =$	70
$27 + 111 =$	58
$44 + 39 =$	100

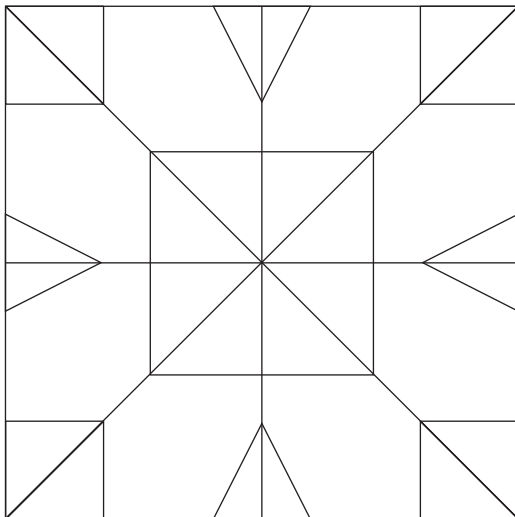
Enrichment Activity 4.14

Try to work out the sums in these blocks.

+	18	70	150
22			
34			
16			
80			
100			

Enrichment Activity 4.15

How many \triangle do you see?



12 Triangles

46 Triangles

33 Triangles

26 Triangles

Enrichment Activity 4.16

Match the numbers with the number names.

Numbers	Number names
200	Four hundred and twelve
224	Ninety-nine
96	Two hundred
99	Ninety-six
412	Two hundred and twenty-four
514	Six hundred and seventy-one
671	Five hundred and fourteen

Enrichment Activity 4.13: Answers

Match the problems in Block A with the answers in Block B.

Block A	Block B
$5 \times 14 =$	20
$20 \times 5 =$	70
$16 + 33 =$	83
$12 + 46 =$	40
$60 \div 3 =$	138
$10 \times 7 =$	49
$40 \times 1 =$	70
$27 + 111 =$	58
$44 + 39 =$	100

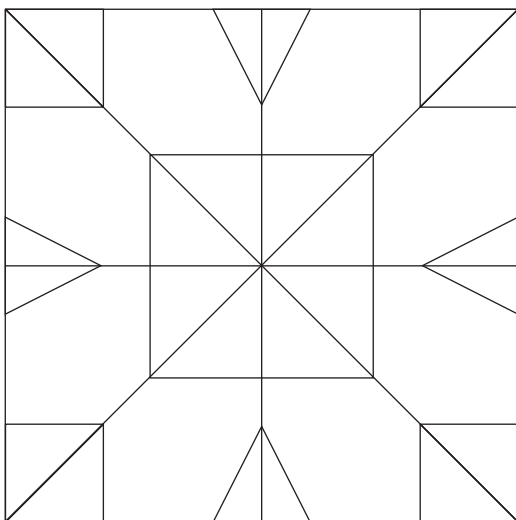
Enrichment Activity 4.14: Answers

Try to work out the sums in these blocks.

+	18	70	150
22	40	92	172
34	52	104	184
16	34	86	166
80	98	150	230
100	118	170	250

Enrichment Activity 4.15: Answers

How many \triangle do you see?



46 Triangles

Enrichment Activity 4.16: Answers

Match the numbers with the number names.

Numbers	Number names
200	Two hundred
224	Two hundred and twenty-four
96	Ninety-six
99	Ninety-nine
412	Four hundred and twelve
514	Five hundred and fourteen
671	Six hundred and seventy-one

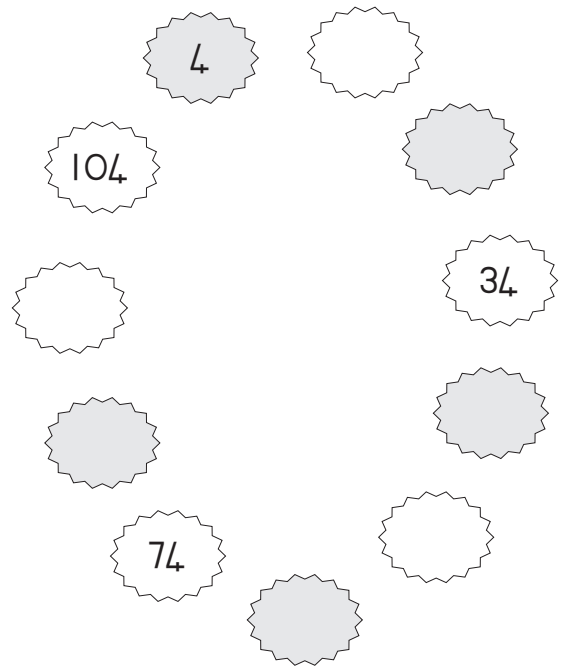
Enrichment Activity 4.17

Complete the table by working out the sums.

x	5	4	3
0			
8			
5			
4			
3			
6			
7			
2			
9			
1			

Enrichment Activity 4.18


Complete the pattern.



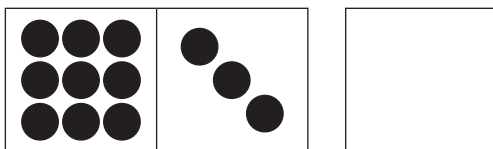
Enrichment Activity 4.19

Multiply the dots on the dominoes and fill in the answers.


How much will it be?



How much will it be?

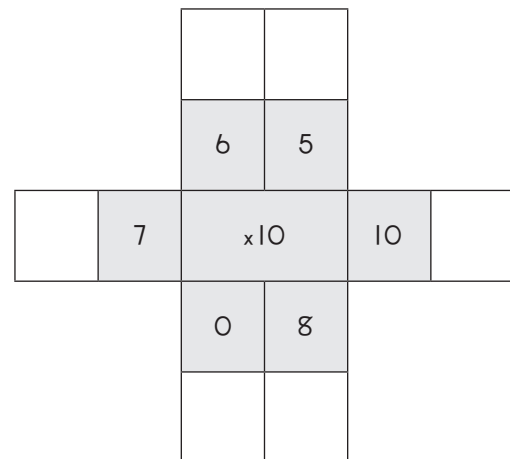


How much will it be?



Enrichment Activity 4.20

Multiply the inner number with the outer numbers.



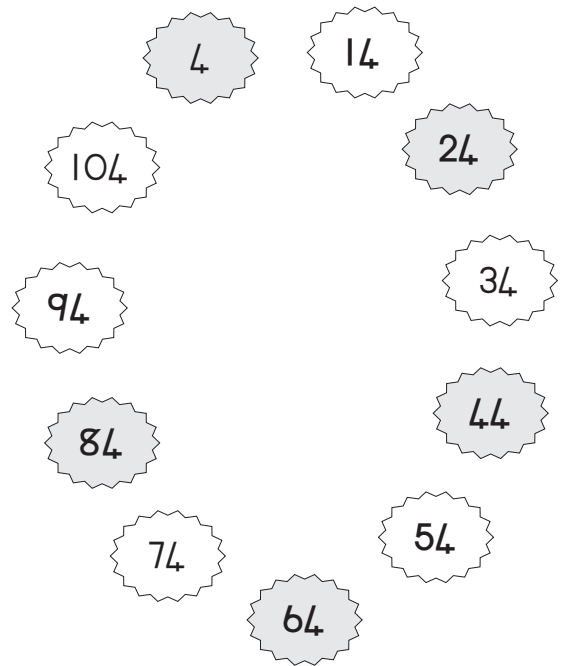
Enrichment Activity 4.17: Answers

Complete the table by working out the sums.

x	5	4	3
0	0	0	0
8	40	32	24
5	25	20	15
4	20	16	12
3	15	12	12
6	30	24	18
7	35	28	21
2	10	8	6
9	45	36	27
1	5	4	3

Enrichment Activity 4.18: Answers


Complete the pattern.




Enrichment Activity 4.19: Answers

Multiply the dots on the dominoes and fill in the answers.


How much will it be?



How much will it be?

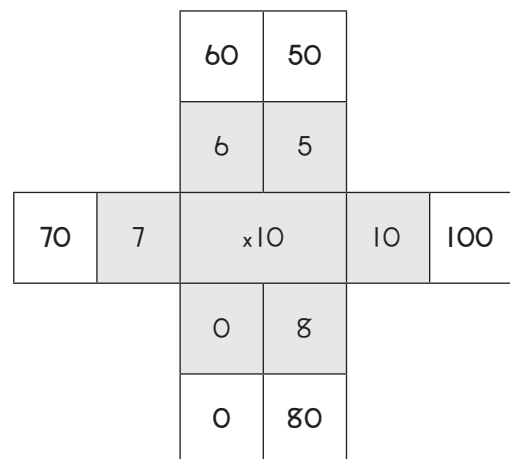


How much will it be?



Enrichment Activity 4.20: Answers

Multiply the inner number with the outer numbers.



Enrichment Activity 4.21

Calculate the following and draw a line to the answer.

$$33 \div 1 =$$

133

$$13 + 120 =$$

664

$$3 \times 9 =$$

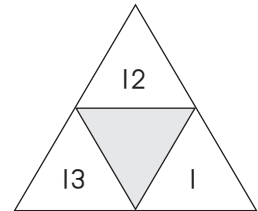
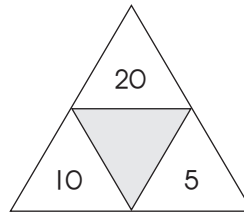
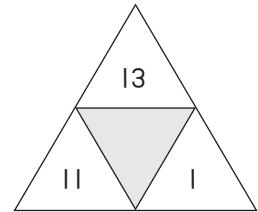
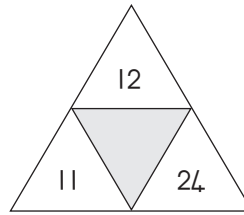
11

$$684 - 20 =$$

27

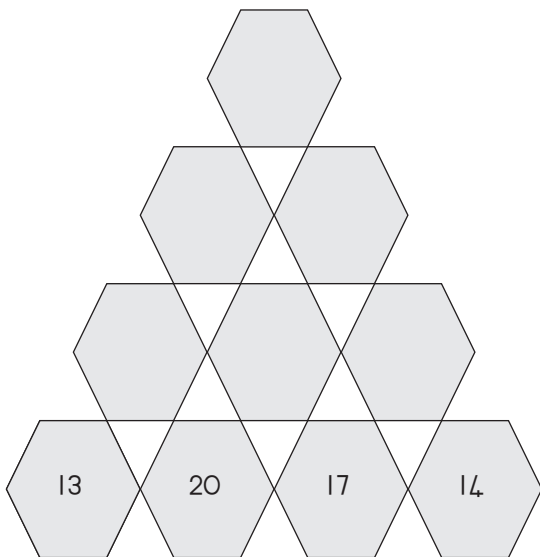
Enrichment Activity 4.22

Add the numbers to find the number in the middle.



Enrichment Activity 4.23

The number in each hexagon is made up by adding the numbers in the two hexagons below it. Calculate the missing numbers.



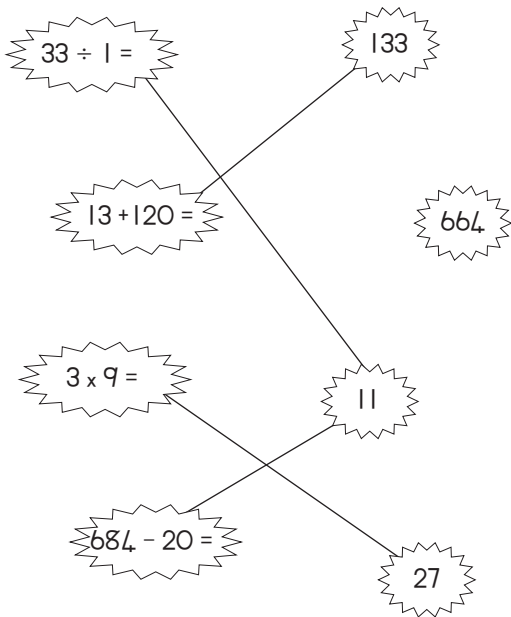
Enrichment Activity 4.24

Calculate each row of the puzzle. Fill in the answers. Calculate each column of the puzzle.

	+	12	=	
+		+		+
13	+	17	=	
=		=		=
	+		=	56

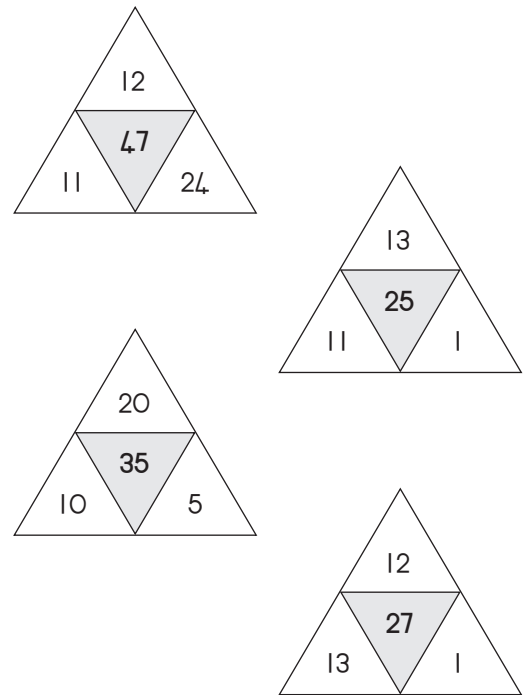
Enrichment Activity 4.21: Answers

Calculate the following and draw a line to the answer.



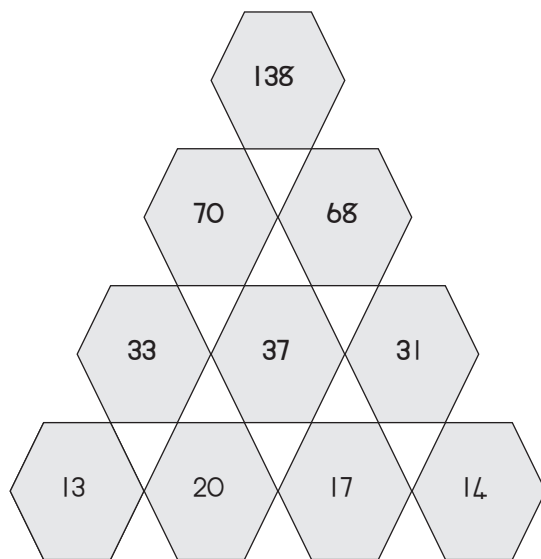
Enrichment Activity 4.22: Answers

Add the numbers to find the number in the middle.



Enrichment Activity 4.23: Answers

The number in each hexagon is made up by adding the numbers in the two hexagons below it. Calculate the missing numbers.




Enrichment Activity 4.24: Answers

Calculate each row of the puzzle. Fill in the answers. Calculate each column of the puzzle.

14	+	12	=	26
+		+		+
13	+	17	=	30
=		=		=
27	+	29	=	56

Enrichment Activity 4.25


How many ovals do you see?





21 24 14

Enrichment Activity 4.26

How many  ?

How many  ?

How many  ?



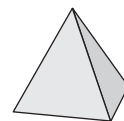
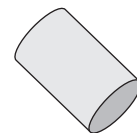
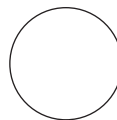

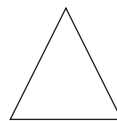
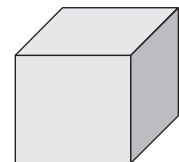

Enrichment Activity 4.27

Name the different shapes.




Enrichment Activity 4.28

Match the object with the shape that will make up its base.



Enrichment Activity 4.25: Answers

How many ovals do you see?




21 24 14

Enrichment Activity 4.26: Answers

How many  ? (7)

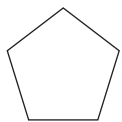
How many  ? (6)

How many  ? (10)

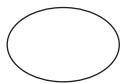


Enrichment Activity 4.27: Answers

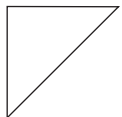
Name the different shapes.



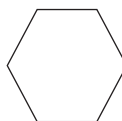
Pentagon



Oval



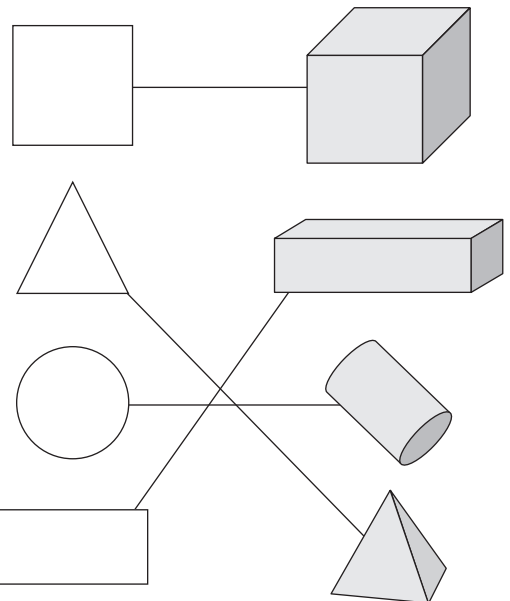
Triangle



Hexagon

Enrichment Activity 4.28: Answers

Match the object with the shape that will make up its base.



Enrichment Activity 4.29

Add each row of numbers to get an answer.

=							=
	23					25	
		27		22			
			29				
		28		21			
	20					27	
=							=

Enrichment Activity 4.30

A farmer has 12 m of fence.

He wants to enclose a plot of land for his chickens.

What is the greatest area that can be closed? Should it be a square or a rectangle?

Which plot will have the biggest area?

Enrichment Activity 4.31

Solve these problems:

Neo spends a quarter of her money on sweets, half of her money on a present for Margaret, and one eighth of her money on stickers. She has R13 left. How much did she have to begin with?

This is how the 45 children in our class get to school.

Two fifths of the children in our class walk to school. One fifth take the bus. How many children come by car?

Enrichment Activity 4.32

Can you work this out.

If John and his dad add their ages they would get 48 years.

John was born when his dad was 24 years old.

How old are John and his dad now?

Enrichment Activity 4.29: Answers

Add each row of numbers to get an answer.

79						76
=						=
	23					25
		27		22		
			29			
		28		21		
	20					27
=						=
77						77

Enrichment Activity 4.30: Answers

A farmer has 12 m of fence.

He wants to enclose a plot of land for his chickens.

What is the greatest area that can be closed? Should it be a square or a rectangle?

Which plot will have the biggest area?

A square with 3 m sides uses 12 m of fence and has a 9 square metre area.

A rectangle with 2 m and 4 m sides uses 12 m of fencing and has a smaller area (8 square metres).

The square is best. Biggest area for the same amount of fence.

Enrichment Activity 4.31: Answers

Solve these problems:

Neo spends a quarter of her money on sweets, half of her money on a present for Margaret, and one eighth of her money on stickers. She has R13 left. How much did she have to begin with?

R104

This is how the 45 children in our class get to school.

Two fifths of the children in our class walk to school. One fifth take the bus. How many children come by car?

18 children

Enrichment Activity 4.32: Answers

Can you work this out.

If John and his dad add their ages they would get 48 years.

John was born when his dad was 24 years old.

How old are John and his dad now?

John is 12 years old

Dad is 36 years old

Enrichment Activity Cards: isiXhosa Version

Each term a set of new enrichment cards will be provided. You should retain this set, as they will not be reproduced each term.

Use of the enrichment activity cards

Optional as required.


These cards include activities that you can use for enrichment opportunities for learners who have completed the lesson activities ahead of the rest of the class. Learners should work on these cards independently or with their peers who have also completed the classwork. You may need to explain some of the activities to the learners who use them. You should remind them to ask you questions about any of the enrichment activities that they are doing, so that you can guide them as necessary.

You should photocopy the enrichment cards, paste them onto cardboard and laminate them (if possible), so that they can be used as a resource, not only this year but in the future as well.

Put the laminated cardboard cards into a box in a set place in your classroom, so that learners know where to find them. These cards are for all learners and do not have to be used in a particular order. Learners should keep a record of the cards that they have done, so that they continue to choose a new card each time they go to the box. Learners must be taught to replace the cards in numeric order in the box, so that everyone who looks for cards can easily find the one they want to use.

Imisebenzi yophuculo 4.1

Bala iimilo ezohlukeneyo.



Bangaphi  abaphaya? _____

Zingaphi  eziphaya? _____

Zingaphi  eziphaya? _____

Bangaphi  abaphaya _____

Imisebenzi yophuculo 4.2

Fumanainja kaSara elahlekileyo



43



93



Imisebenzi yophuculo 4.3

Sombulula ezi ngxaki wandule ukugqibezela iphazile yamagama akroswayo/axananazileyo ngokuthi ugqwalise amanani magama:

Ezantsi

1. $101 - 85 = \underline{\quad}$

2. $55 \div 5 = \underline{\quad}$

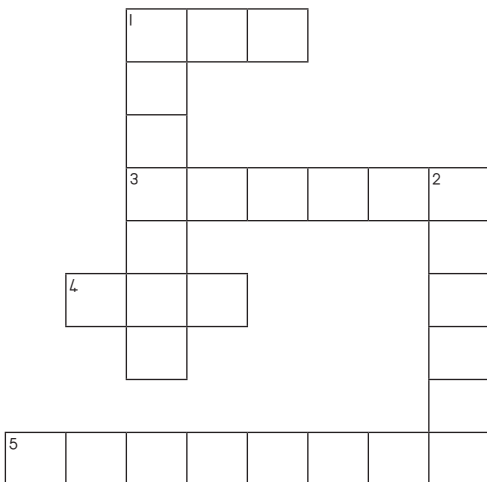
Enqamlezileyo

1. $366 \div \underline{\quad} = 11$

3. $63 \times \underline{\quad} = 36$

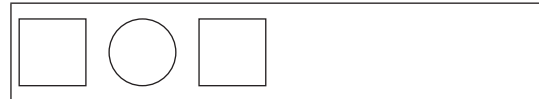

4. $93 - \underline{\quad} = 83$

5. $133 - 114 = \underline{\quad}$




Imisebenzi yophuculo 4.4 Iimpendulo


Gqwalisa ezi pateni zilandelayo.



Imisebenzi yophuculo 4.1: limpendulo


Bala iimilo ezohlukeneyo



Bangaphi  abaphaya? (4)

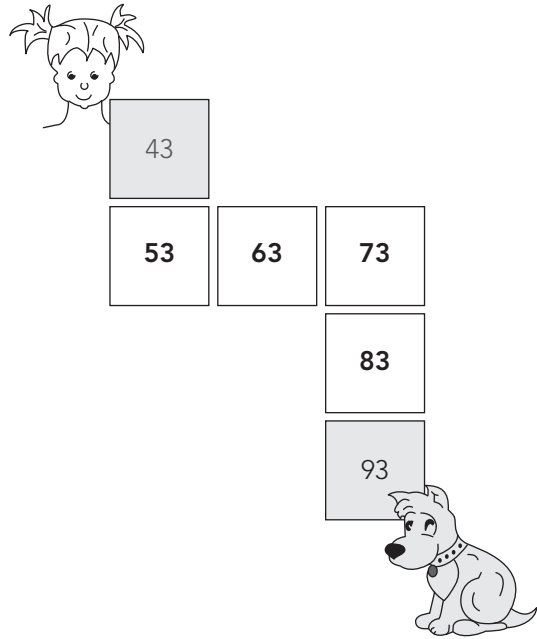
Kungaki  eziphaya? (14)

Kungaki  eziphaya? (7)

Kungaki  abaphaya? (9)

Imisebenzi yophuculo 4.2: limpendulo

Fumanainja kaSara elahlekileyo



Umsebenzi Wokubakhulisa 4.3: limpendulo

Sombulula ezi ngxaki wandule ukugqibezela iphazile yamagama akroswayo/axananazileyo ngokuthi ugcwalise amanani magama:

Ezantsi

1. $101 - 85 = \underline{\quad}$

2. $55 \div 5 = \underline{\quad}$

Enqamlezileyo

1. $366 \div \underline{\quad} = 11$

3. $63 \times \underline{\quad} = 36$

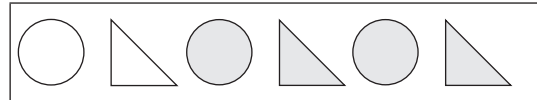
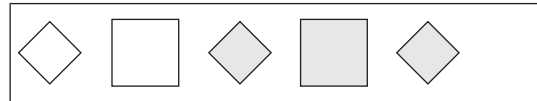
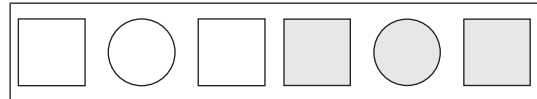
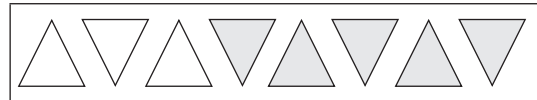

4. $93 - \underline{\quad} = 83$

5. $133 - 114 = \underline{\quad}$

	S	I	X						
	I								
	X								
	³ T	W	E	L	V	² E			
	E						L		
	⁴ T	E	N				E		
	N						V		
							E		
⁵	N	I	N	E	T	E	E	N	

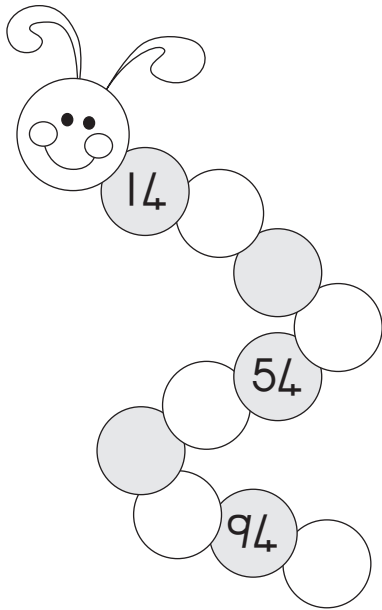
Umsebenzi Wokubakhulisa 4.4: limpendulo

Gcwalisa ezi pateni zilandelayo..



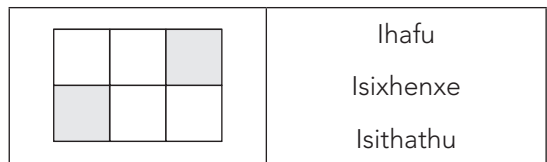
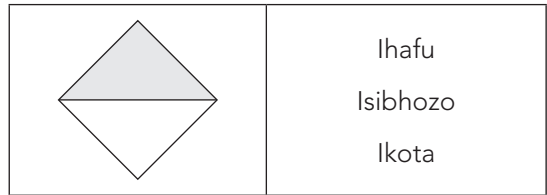
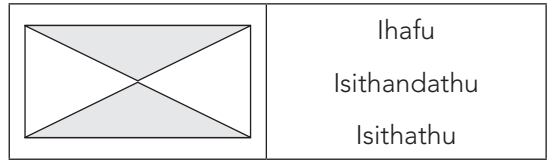
Imisebenzi yophuculo 4.5

Zama ukufumana usebenze kule pateni ukugcwalisa isongololo



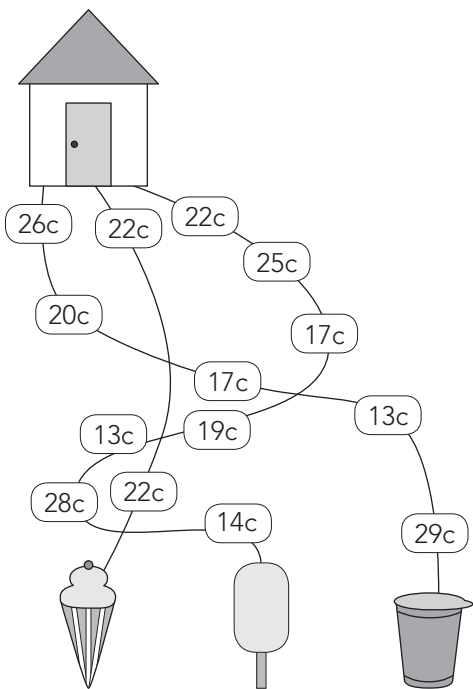
Imisebenzi yophuculo 4.6

Ngawaphi amaqhezu emilo afakwe umbala? Khetha impendulo echanekileyo.



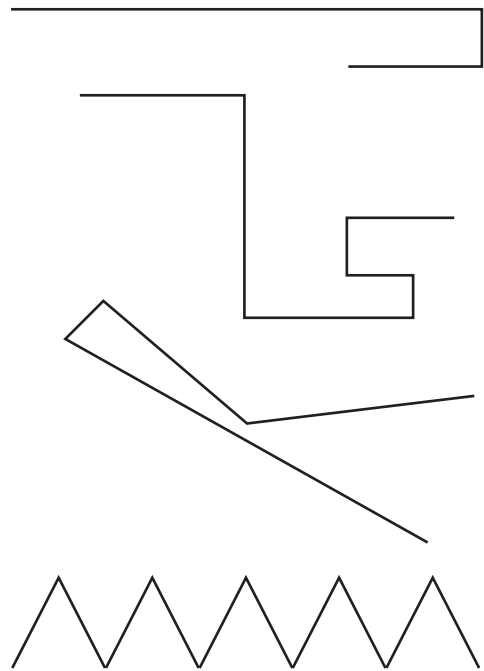
Imisebenzi yophuculo 4.7

Dibanisa imali kwindlela nganye kwaye ubiyele ngesangqa i-ayisikhrim ekwixabiso eliphantsi.



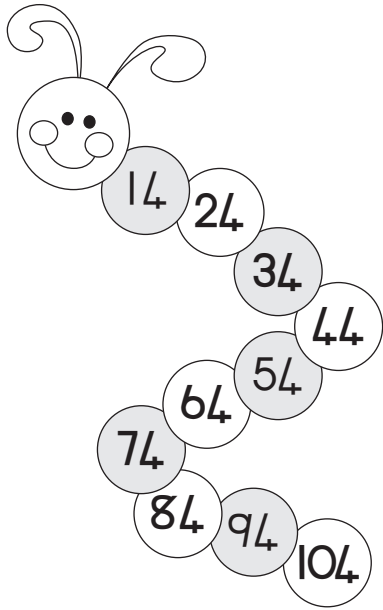
Imisebenzi yophuculo 4.8

Biyela ngesangqa umgca omde kuneminye. Ungayisebenzisa irula ukulinganisa imigca.



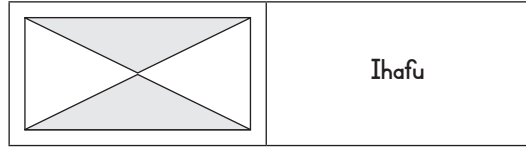
Imisebenzi yophuculo 4.5 Answers

Zama ukufumana usebenze kule pateni ukugcwalisa isongololo

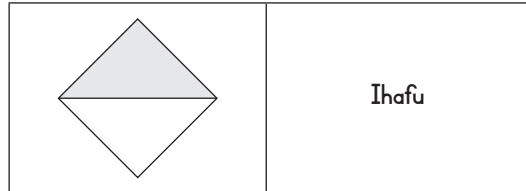


Imisebenzi yophuculo 4.6 Answers

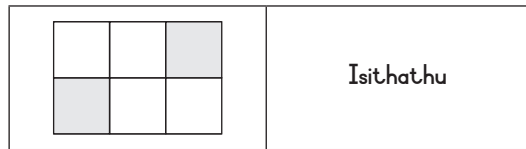
Ngawaphi amaqhezu emilo afakwe umbala? Khetha impendulo echanekileyo



Ihafu



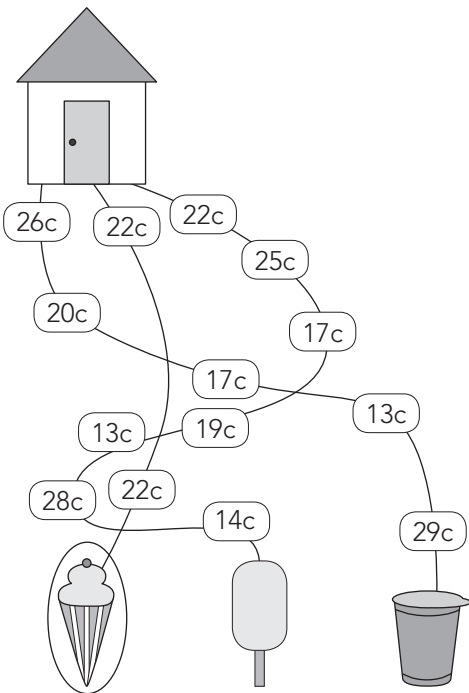
Ihafu



Isithathu

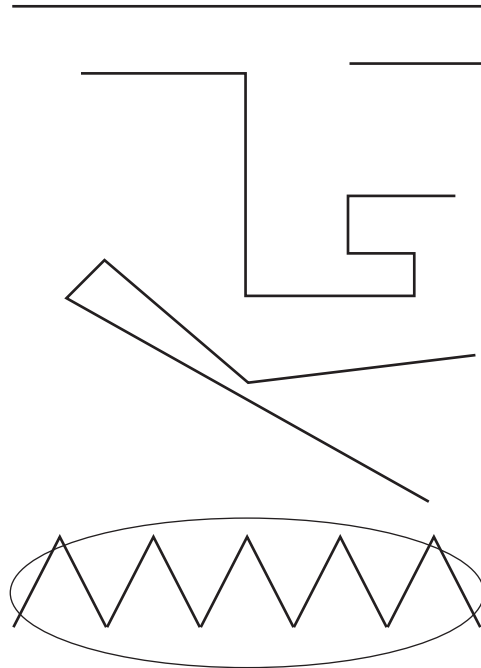
Imisebenzi yophuculo 4.7 Iimpendulo

Dibanisa imali kwindlela nganye kwaye ubiyele ngesangqa i-ayisikhrim ekwixabiso eliphantsi.



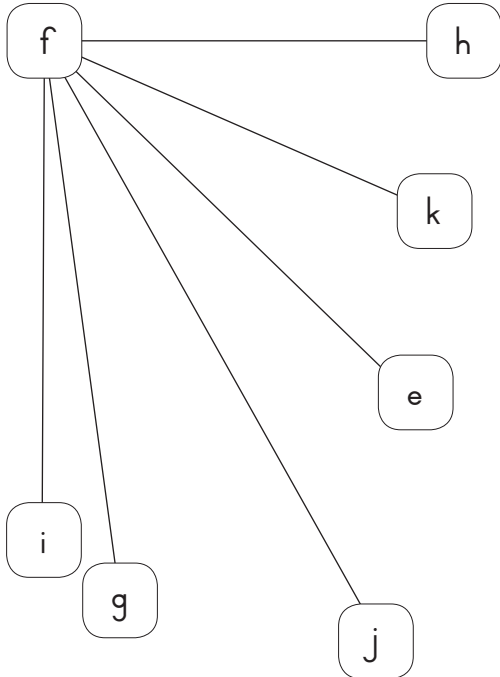
Imisebenzi yophuculo 4.8 Iimpendulo

Biyela nesangqa umgca omde kuneminye. Ungayisebenzisa irula ukulinganisa imigca.



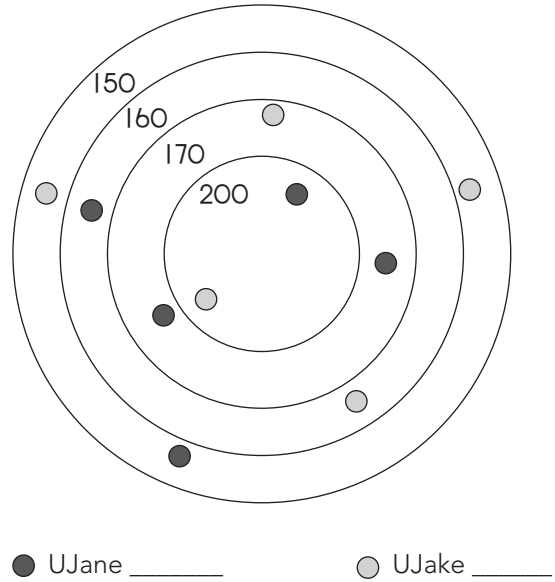
Imisebenzi yophuculo 4.9

Ngowuphi umgca omde kunayo yonke?
 E ukuya F okanye F ukuya G ukuya F ukuya H
 okanye F ukuya I okanye F ukuya J okanye F ukuya
 K?




Imisebenzi yophuculo 4.10

UJane kunye noJake badlala amabhastile.
 Dibanisa amanqaku wabo ukubona
 ophumeleleyo



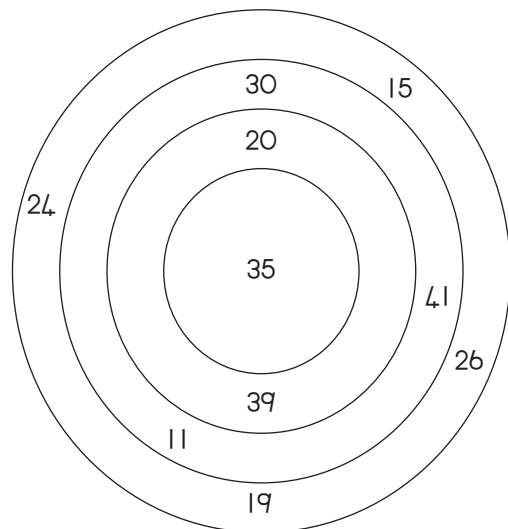
Imisebenzi yophuculo 4.11

Hlulahlula esi sikwere sibe zimilo ezibuxande ezi
 16 ezincinci.



Imisebenzi yophuculo 4.12

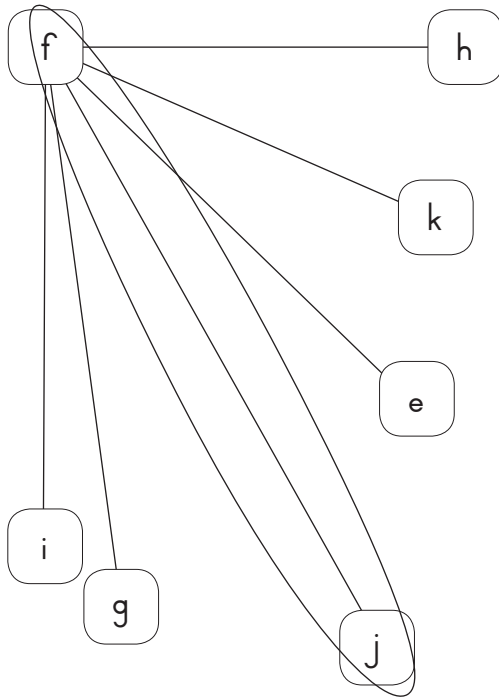
Sebenzisa amanani ukubona ukuba ungenza
 izibalo ezingaphi ekungaphuma u50
 njengependulo.



Imisebenzi yophuculo 4.9 limpendulo

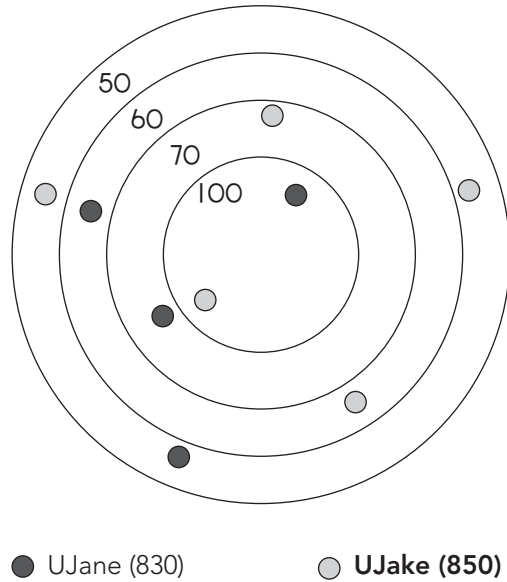
Ngowuphi umgca omde kunayo yonke?

E ukuya F okanye F ukuya G ukuya F ukuya H okanye F ukuya I okanye F ukuya J okanye F ukuya K?



Imisebenzi yophuculo 4.10: limpendulo

Sebenzisa amanani ukubona ukuba ungenza izibalo ezingaphi ekungaphuma u50 njengempendulo

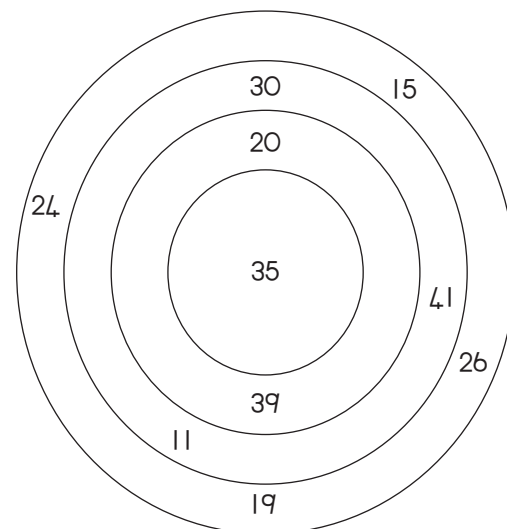


Imisebenzi yophuculo 4.11: limpendulo

Hlulahlula esi sikwere sibe zimilo ezibuxande ezi 16 ezincinci

Imisebenzi yophuculo 4.12: limpendulo

Sebenzisa izinombolo ukubona ukuthi zingaki izibalo ongazakha ngempendulo engama-50.



Ungenza izibalo i-5:
 26 + 24; 11 + 19 + 20; 39 + 11;
 30 + 20, 35 + 15

Imisebenzi yophuculo 4.13

Tshatisa iingxaki kuBhloko A kunye neempendulo kuBhloko B

BhlokoA	Bhloko B
$5 \times 14 =$	20
$20 \times 5 =$	70
$16 + 33 =$	83
$12 + 46 =$	40
$60 \div 3 =$	138
$10 \times 7 =$	49
$40 \times 1 =$	70
$27 + 111 =$	58
$44 + 39 =$	100

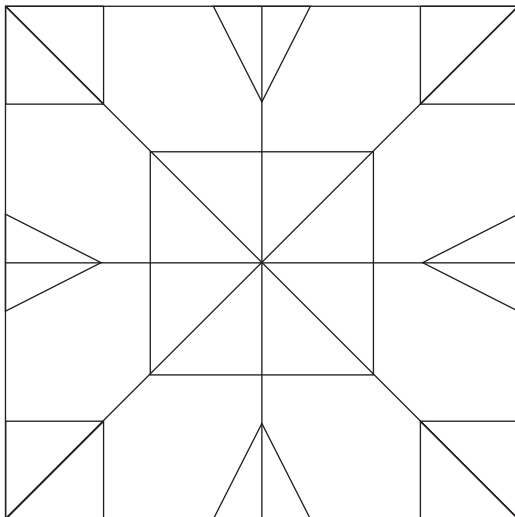
Imisebenzi yophuculo 4.14

Zama ubale ezi zibalo kwezi bhloko

+	18	70	150
22			
34			
16			
80			
100			

Imisebenzi yophuculo 4.15

Bangaphi obabonayo?



- Oonxantathu-12
- Oonxantathu-33
- Oonxantathu-46
- Oonxantathu-26

Imisebenzi yophuculo 4.16

Tshatisa la manani kunye namanani magama.

Amanani	Amagama Amanani
200	Amakhulu amane aneshumi elinesibini
224	Amashumi alithoba anethoba
96	Amakhulu amabini
99	Amashumi alithoba anesithandathu
412	Amakhulu amabini anamashumi amabini anane
514	Amakhulu amathandathu anamashumi asixhenxe
671	Amakhulu amahlanu neshumi nane

Imisebenzi yophuculo 4.13: Iimpendulo

Tshatisa iingxaki kuBhloko A kunye neempendulo kuBhloko B

Bhloko A	Bhloko B
$5 \times 14 =$	20
$20 \times 5 =$	70
$16 + 33 =$	83
$12 + 46 =$	40
$60 \div 3 =$	138
$10 \times 7 =$	49
$40 \times 1 =$	70
$27 + 111 =$	58
$44 + 39 =$	100

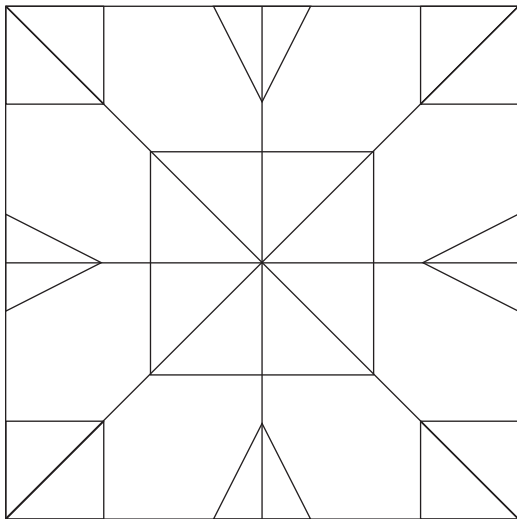
Imisebenzi yophuculo 4.14: Iimpendulo

Zama ukwenza lezi zibalo ezisemabhulokhini.

+	18	70	150
22	40	92	172
34	52	104	184
16	34	86	166
80	98	150	230
100	118	170	250

Imisebenzi yophuculo 4.15: Iimpendulo

Bangaphi \triangle obabonayo?



Onxantathu abangama-46

Imisebenzi yophuculo 4.1: Iimpendulo

Tshatisa la manani kunye namanani magama.

Amagama	Amagama Amanani
200	Amakhulu amabini
224	Amakhulu amabini anamashumi amabini anane
96	Amashumi alithoba anesithandathu
99	Amashumi alithoba anethoba
412	Amakhulu amane neshumi elinesibini
514	Amakhulu amahlanu neshumi elinane
671	Amakhulu amathandathu anamashumi asixhenxe ananye

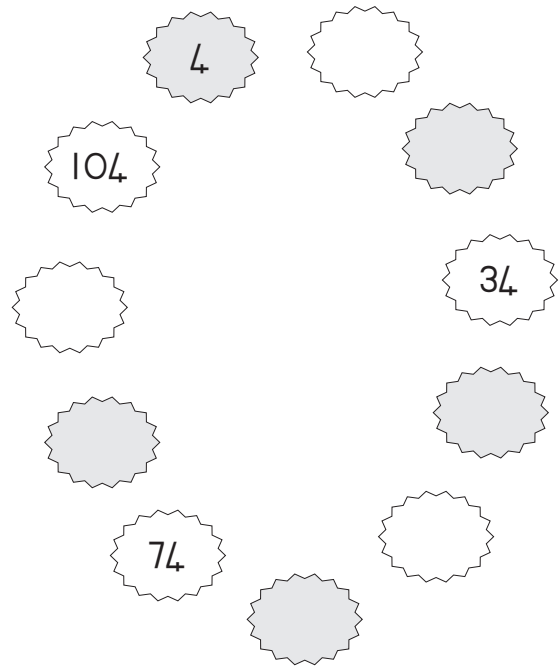
Imisebenzi yophuculo 4.17

Gqibezela le thebhile ngokuthi ubale ezi zibalo

x	5	4	3
0			
8			
5			
4			
3			
6			
7			
2			
9			
1			

Imisebenzi yophuculo 4.18


Gqibezela le pateni




Imisebenzi yophuculo 4.19

Phinda- phinda amachaphaza kwiidomino kwaye ufakele neempendulo


Zizakubangaphi?



Zizakubangaphi?

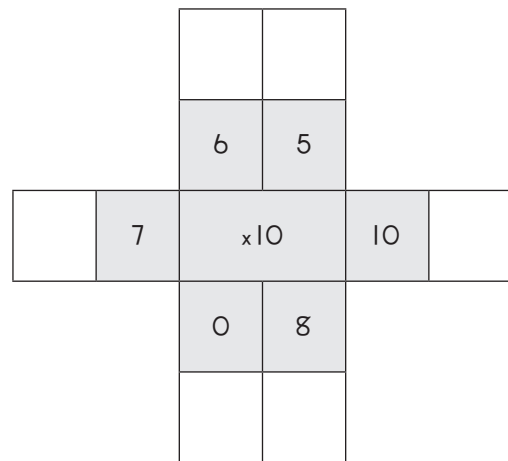


Zizakubangaphi?



Imisebenzi yophuculo 4.20

Phinda-phinda inani eliphakathi ngenani elingaphandle.



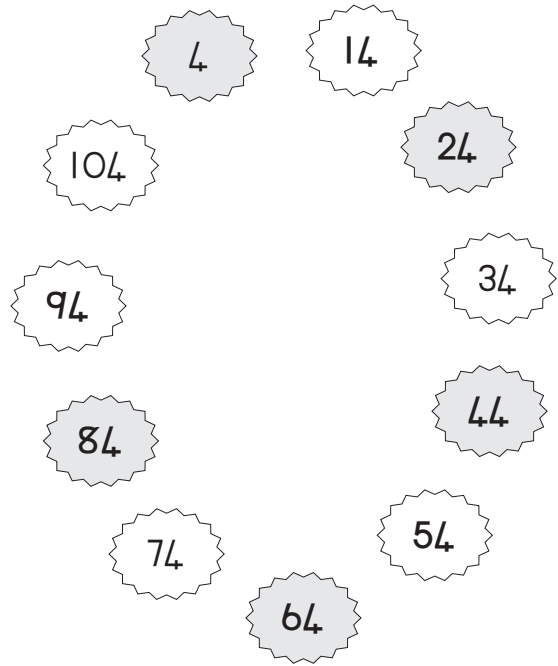
Imisebenzi yophuculo 4.17 limpendulo

Gqibezela ithebhula ngokuthi wenze izibalo.

x	5	4	3
0	0	0	0
8	40	32	24
5	25	20	15
4	20	16	12
3	15	12	12
6	30	24	18
7	35	28	21
2	10	8	6
9	45	36	27
1	5	4	3

Imisebenzi yophuculo 4.18: limpendulo


Gqibezela le pateni.



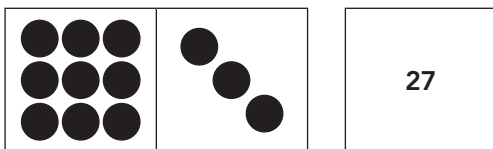
Imisebenzi yophuculo 4.19: limpendulo

Phinda- phinda amachaphaza kwiidomino kwaye ufakele neempendulo:


Zizakubangaphi?



Zizakubangaphi?

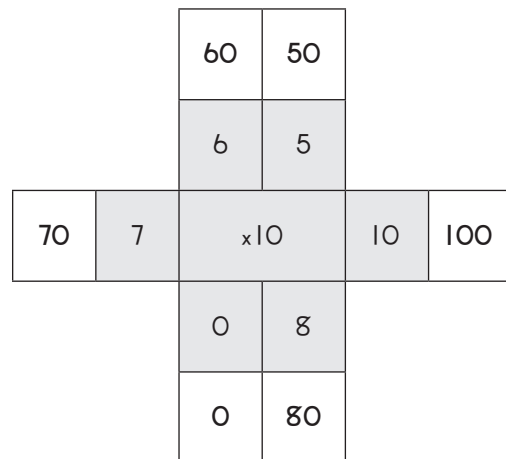


Zizakubangaphi?



Imisebenzi yophuculo 4.20: limpendulo

Phinda-phinda inani eliphakathi ngenani elingaphandle



Imisebenzi yophuculo 4.21

Bala oku kulandelayo kwaye uzobe umgca oya kwimpendulo

$33 \div 1 =$

133

$13 + 120 =$

664

$3 \times 9 =$

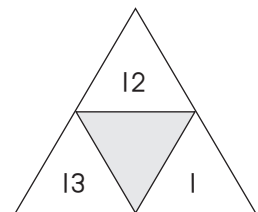
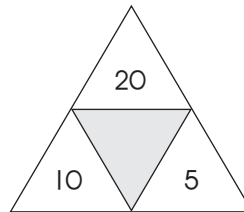
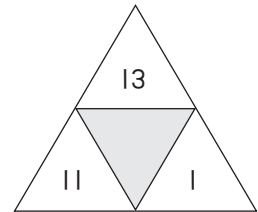
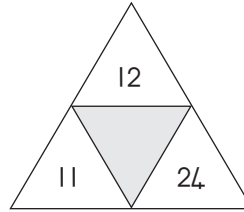
11

$684 - 20 =$

27

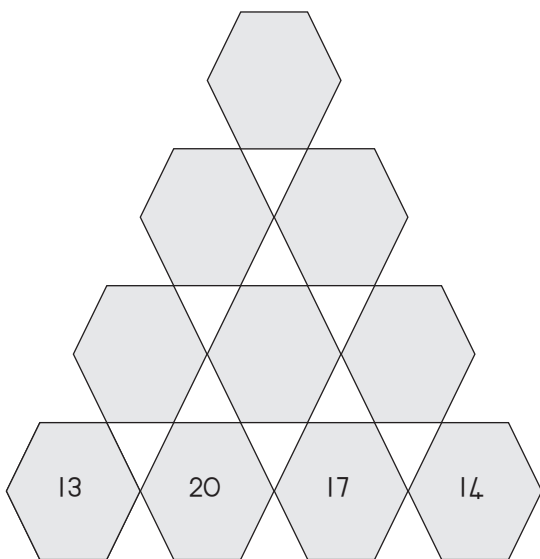
Imisebenzi yophuculo 4.22

Dibanisa amanani ukufumana inani eliphakathi



Imisebenzi yophuculo 4.23

Inani kunxantandathu ngamnye lenziwe ngokudibanisa amanani akonxantandathu ababini ngaphantsi. Bala amanani angekhoyo ..



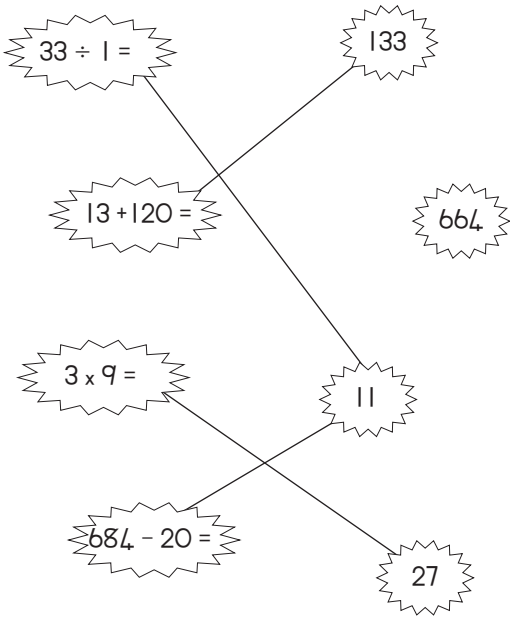
Imisebenzi yophuculo 4.24

Bala kumqolo ngamnye wephazile. Fakela iimpendulo. Bala ikholam nganye yephazile.

	+	12	=	
+		+		+
13	+	17	=	
=		=		=
	+		=	56

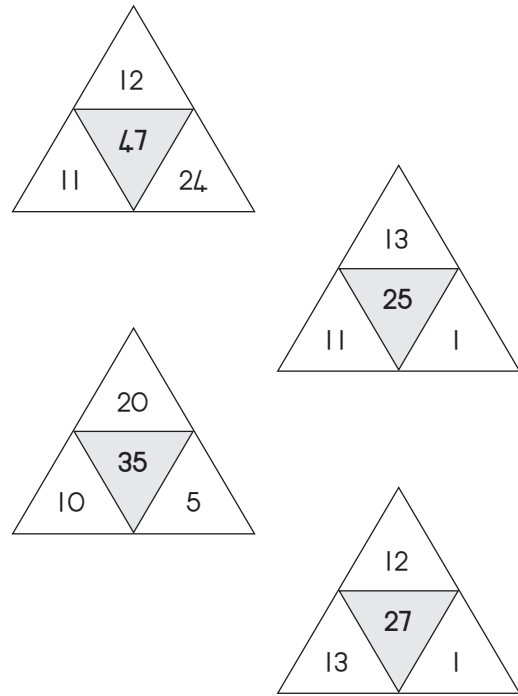
Imisebenzi yophuculo 4.21: Iimpendulo

Bala oku kulandelayo kwaye uzobe umgca oya kwimpendulo..



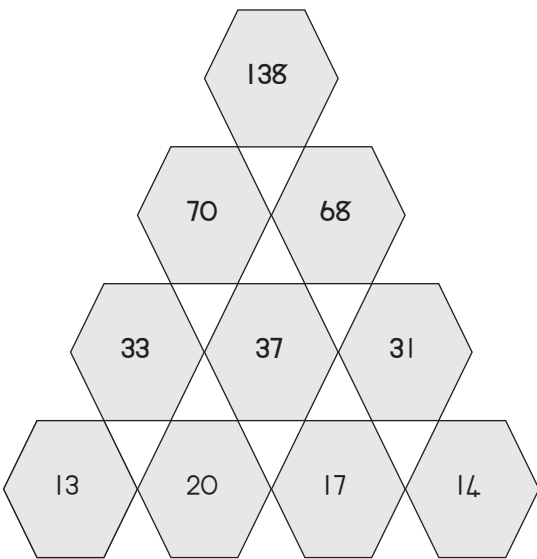
Imisebenzi yophuculo 4.22: Iimpendulo

Dibanisa amanani ukufumana inani eliphakathi .



Imisebenzi yophuculo 4.23: Iimpendulo

Inani kunxantandathu ngamnye lenziwe ngokudibanisa amanani akonxantandathu ababini ngaphantsi. Bala amanani angekhoyo .




Umisebenzi yophuculo 4.24: Iimpendulo

Bala umugqa ngamunye wephazili. Gcwalisa izimpendulo. Bala ikholamu ngayinye yephazili.

14	+	12	=	26
+		+		+
13	+	17	=	30
=		=		=
27	+	29	=	56

Imisebenzi yophuculo 4.25

Zingaphi ezimbhoxo ozibonayo?




21 24 14

Imisebenzi yophuculo 4.26

Faka umbala ?

Faka umbala ?

Faka umbala ?



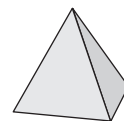
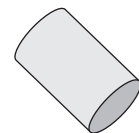
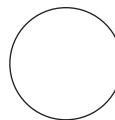

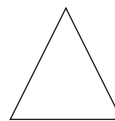
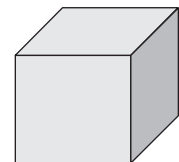

Imisebenzi yophuculo 4.27

Nika amagama iimilo ezohlukeneyo.




Imisebenzi yophuculo 4.28

Tshatisa ezi zinto kunye neemilo ezingenza nesiseko sazo.



Imisebenzi yophuculo 4.25: limpendulo

Zingaphi ezimbhoxo ozibonayo?




21 24 14

Imisebenzi yophuculo 4.26: limpendulo

Zingaphi  ? (7)

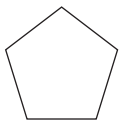
Zingaphi  ? (6)

Zingaphi  ? (10)

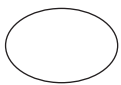


Imisebenzi yophuculo 4.27: limpendulo


Nika amagama iimilo ezohlukeneyo.



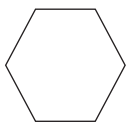
Pentagon



Oval



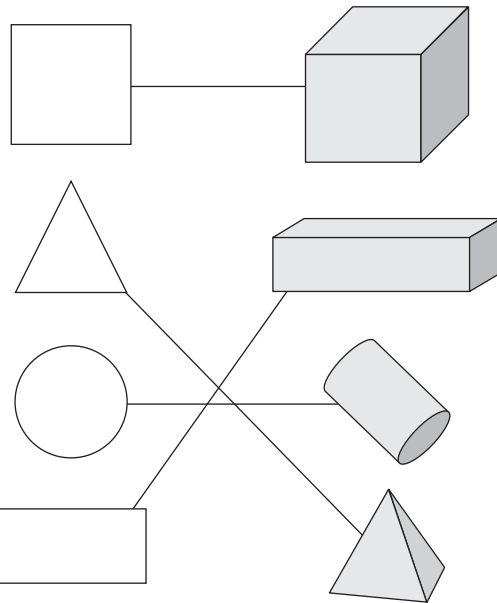
Triangle



Hexagon

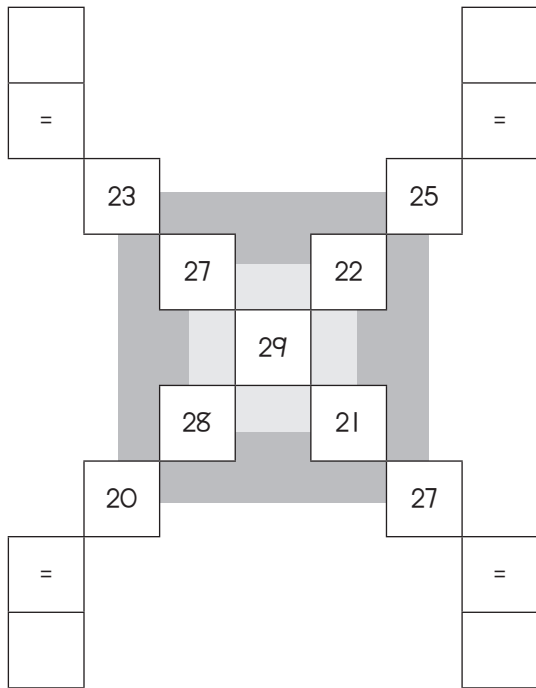
Imisebenzi yophuculo 4.28: limpendulo

Match the object with the shape that will make up its base.



Imisebenzi yophuculo 4.29

Yongeza umqolo wamanani ukufumana iimpindulo



Imisebenzi yophuculo 4.30

Ungasombulula apha?

Umfama une 12 m yocingo.

Ufuna ukuvala iploti yenkukhu zakhe.

Yeyiphi indawo enkulu engavalwa? Ingaba sisikwere okanye buxande?

Imisebenzi yophuculo 4.31

Sombulula ezi ngxaki:

UNeo usebenzisa ikota yemali yakhe ngelekese, Ihafu yemali yakhe ayisebenzise ukuthenga isipho sika Magaret, isibhozo semali yakhe athenge izitikha/izincamathelisi. Ushiyekelwe yi R13. Ebenamalini ekuqaleni?

Le yindlela abantwana abangama 45 kwigumbi lethu lokufundela abaya ngayo esikolweni.

Izihlanu ezibini zabantwana egumbini lethu lokufundela bahamba ngenyawo ukuya esikolweni. Isihlanu esinye sihamba ngebhasi. Bangaphi abantwana abeza ngemoto?

Imisebenzi yophuculo 4.32

Ungasombulula apha?

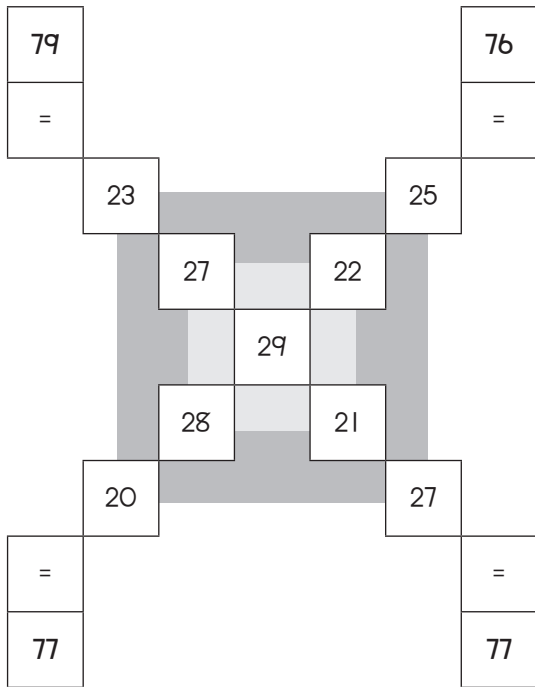
Ukuba uJon notate wakhe bangaba neminyaka engama 48.

UJon wazalwa ngexesha apho utata wakhe wayeneminyaka engama 24 ubudala.

Mdala kangakanani uJon kunye notata wakhe ngoku?

Imisebenzi yophuculo 4.29: Iimpendulo

Yongeza umqolo wamanani ukufumana iimpendulo



Imisebenzi yophuculo 4.30: Iimpendulo

Umlimi unocingo oluyi-12 m.

Yeyiphi iplothi eyakuba nendawo enkulu?

Isikwere nge3 m yamacala ekusetyenziswe 12 m yocingo kunye nezikwere ezimitha ezili 9.

Ebuxande ene 2 m kunye 4 m yamacala ekusetyenziswe 12 m yocingo kwaye inendawana encinci (8 isikwere zemitha).

Isikwere sesona singundoqo. Indawo enkulu ngocingo olulinganayo.

Imisebenzi yophuculo 4.31: Iimpendulo

Sombulula ezi ngxaki:

UNeo usebenzisa ikota yemali yakhe ngelekese, lhafu yemali yakhe ayisebenzise ukuthenga isipho sika Magaret, isibhozo semali yakhe athenge izitikha/izincamathelisi. Ushiyekelwe yi R13. Ebenamalini ekuqaleni?

R104

Le yindlela abantawana abangama 45 kwigumbi lethu lokufundela abaya ngayo esikolweni?

Yizingane eziyi-18

Imisebenzi yophuculo 4.32: Iimpendulo

Ungakusebenza lokhu.

Ungasombulula apha?

Ukuba uJon notata wakhe bangaba neminyaka engama 48. UJon wazalwa ngexesha apho utata wakhe wayeneminyaka engama 24 ubudala.

Mdala kangakanani uJon kunye notata wakhe ngoku?

UJon uneminyaka eli 12 ubudala

Utata uneminyaka engama 36