

MATHEMATICS

Grade 1

English

**Teacher's
Resource**

Pack

2020 TERM 2

Contents

1	Printable Resources	1
	Printable resource sheets	1
	Mass vocabulary cards (lesson 38)	2
2	Written assessments	3
	Written Assessment Lesson 6	8
	Written Assessment Lesson 12	11
	Written Assessment Lesson 17	13
	Written Assessment Lesson 24	15
	Written Assessment Lesson 33	18
	Written Assessment Lesson 37	21
	Written Assessment Lesson 43	23
	Written Assessment Lesson 49	25

1 Printable Resources

Printable resource sheets

This is a list of the mathematical resources that you will need this term. You need to make sure that you have them for the lessons for which they are recommended.

Mass vocabulary cards (lesson 38)

2

RESOURCES FOR EACH DAY OF TEACHING

There are also other resources such as informal resources (old magazines, pieces of string, scrap paper, etc.) that you may need in certain lessons. You should have a careful look at the list of resources needed for each lesson; this list is given in the lesson plans each day. Prepare yourself, so that you have the necessary resources for the lessons on a daily basis.

Mass vocabulary cards (lesson 38)

heavy

light

2 Written assessments

Assessment for learning

The table that you will use to guide your reflection on selected lesson plans (with reference to the notes in the introductory section of the lesson plans) is given here to print and use on a regular basis.

Grade	
Subject	Maths
Week	
Lesson	
1 Learning Objectives	
2 Success Criteria	<p>a) The learner can</p> <p>b) The learner can</p> <p>c) The learner can</p>
3. Oral Dialogue / Activity	

2 Written assessments

4. Written Activity / Task	
5. Homework	
6. Assessment Questions	

Reflection template

Reflection

Unit _____

Think about and make a note of: *What went well? What did not go well? What did the learners find difficult or easy to understand or do? What will you do to support or extend learners? Did you complete all the work set for the unit? If not, how will you get back on track?*

What will you change next time? Why?

Term 2 Assessment plan

The assessment for the term is designed into the lesson plans. Oral, practical and written assessment activities sequenced into the plans and located in the numbered lesson sequence.

The assessment that will be found in the lesson plans is the following:

1. Week 2 - Lesson 6
 - a. Written: Addition (20 marks)
 - b. Oral and practical: Numbers to 20 (7 marks)

2. Week 3 - Lesson 12
 - a. Written: Addition (16 marks)

3. Week 4 - Lesson 17
 - a. Written: Addition (10 marks)
 - b. Oral: Word problems (7 marks)

4. Week 5 - Lesson 24
 - a. Written: Subtraction (14 marks)

5. Week 7 - Lesson 33
 - a. Written: Addition and subtraction (16 marks)

6. Week 8 - Lesson 37
 - a. Written: Measurement - Length (14 marks)
 - b. Practical: Measurement - Length (7 marks)

7. Week 9 - Lesson 43
 - a. Written: Measurement - Capacity (10 marks)
 - b. Oral and practical: Measurement - Capacity (7 marks)

8. Week 10 - Lesson 49
 - a. Written: Space and shape (12 marks)

The mark sheet on the following page can be used to record the marks achieved by learners for the various assessment activities throughout the term and to calculate the final marks to be entered into SA SAMS for the Term 2 Assessment Task.

Written Assessment Lesson 6

1 Fill in the blanks.

(6)

a

6	3

b

4	1

c

3	3

d

2	6

e



9	1



f

3	4





2 Write the number sentences.

(6)

a.  _____ and  _____ make _____.

b.  _____ and  _____ make _____.

- 3 Draw dots in the ten frame to find the answer to the number sentence. (4)

	Number sentence	Ten frame
a	$4 + 2 = \underline{\quad}$	
b	$6 + 3 = \underline{\quad}$	
c	$7 + 3 = \underline{\quad}$	
d	$4 + 4 = \underline{\quad}$	

4 Write the number sentences.

(4)

	Ten frame	Number sentence										
a	<table border="1"><tr><td>●</td><td>●</td><td>●</td><td>○</td><td>○</td></tr><tr><td></td><td></td><td></td><td></td><td></td></tr></table>	●	●	●	○	○						$\underline{\quad} + \underline{\quad} = \underline{\quad}$
●	●	●	○	○								
b	<table border="1"><tr><td>●</td><td>●</td><td>○</td><td>○</td><td></td></tr><tr><td></td><td></td><td></td><td></td><td></td></tr></table>	●	●	○	○							$\underline{\quad} + \underline{\quad} = \underline{\quad}$
●	●	○	○									
c	<table border="1"><tr><td>●</td><td>●</td><td>●</td><td>○</td><td>○</td></tr><tr><td>○</td><td>○</td><td></td><td></td><td></td></tr></table>	●	●	●	○	○	○	○				$\underline{\quad} + \underline{\quad} = \underline{\quad}$
●	●	●	○	○								
○	○											
d	<table border="1"><tr><td>●</td><td>●</td><td>●</td><td>●</td><td>●</td></tr><tr><td>●</td><td>○</td><td>○</td><td>○</td><td></td></tr></table>	●	●	●	●	●	●	○	○	○		$\underline{\quad} + \underline{\quad} = \underline{\quad}$
●	●	●	●	●								
●	○	○	○									

Written Assessment Lesson 12

1 Fill in the blanks and write a number sentence. (8)

a

1	2

___ + ___ = ___

b

4	1

___ + ___ = ___

c

3	3

___ + ___ = ___

d

5	3

___ + ___ = ___

e

3	7

___ + ___ = ___

f

1	7

___ + ___ = ___

g

2	8

___ + ___ = ___

h

7	2

___ + ___ = ___

2 Fill in the blanks and write a number sentence.

(8)

a

3	
2	

$$3 + \underline{\quad} = 5$$

b

5	
3	

$$3 + \underline{\quad} = 5$$

c

6	
4	

$$4 + \underline{\quad} = 6$$

d

8	
1	

$$1 + \underline{\quad} = 8$$

e

5	
	3

$$\underline{\quad} + 3 = 5$$

f

8	
	2

$$\underline{\quad} + 2 = 8$$

g

7	
	2

$$\underline{\quad} + 2 = 7$$

h

10	
	4

$$\underline{\quad} + 4 = 10$$

ENRICHMENT

Ntokozo has 3 marbles. Bongi has 2 more marbles than Ntokozo. How many marbles does Bongi have?	
There are 4 flowers in the vase. I put 3 more flowers in the vase. How many flowers are there now?	

Written Assessment Lesson 17

1 Write the number sentence.

(6)

	Ten frame	Number sentence										
a	<table border="1"><tr><td>●</td><td>●</td><td>●</td><td>○</td><td>○</td></tr><tr><td>○</td><td>○</td><td>○</td><td>○</td><td></td></tr></table>	●	●	●	○	○	○	○	○	○		$\underline{\quad} + \underline{\quad} = \underline{\quad}$
●	●	●	○	○								
○	○	○	○									
b	<table border="1"><tr><td>●</td><td>●</td><td>●</td><td>●</td><td>●</td></tr><tr><td>○</td><td>○</td><td>○</td><td></td><td></td></tr></table>	●	●	●	●	●	○	○	○			$\underline{\quad} + \underline{\quad} = \underline{\quad}$
●	●	●	●	●								
○	○	○										
c	<table border="1"><tr><td>●</td><td>●</td><td>●</td><td>●</td><td>○</td></tr><tr><td>○</td><td>○</td><td></td><td></td><td></td></tr></table>	●	●	●	●	○	○	○				$\underline{\quad} + \underline{\quad} = \underline{\quad}$
●	●	●	●	○								
○	○											
d	<table border="1"><tr><td>●</td><td>●</td><td>●</td><td>●</td><td>●</td></tr><tr><td>○</td><td>○</td><td>○</td><td>○</td><td>○</td></tr></table>	●	●	●	●	●	○	○	○	○	○	$\underline{\quad} + \underline{\quad} = \underline{\quad}$
●	●	●	●	●								
○	○	○	○	○								

- 2 Fill the blanks and complete the number sentence for each of the number bond tables. (4)

a

7	
3	

$$3 + \underline{\quad} = 7$$

b

8	
2	

$$2 + \underline{\quad} = 8$$

c

9	
	3

$$\underline{\quad} + 3 = 9$$

d

10	
	2

$$\underline{\quad} + 2 = 10$$

ENRICHMENT

<p>Thandeka has 5 sweets. Vusi has 2 more sweets than Thandeka. How many sweets does Vusi have?</p>	
<p>There are 4 blue flowers and 1 red flower in the garden. How many flowers are in the garden?</p>	

Written Assessment Lesson 24

1 Fill in the blanks. (6)

a

10	
6	

b

7	
	3

c

8	
	3

d

9	
3	

e

6	
	2

f

10	
3	

2 Draw dots in the ten frame to find the answer to the number sentence. (4)

	Number sentence	Ten frame										
a	$5 - 1 = \underline{\quad}$	<table border="1"> <tr><td></td><td></td><td></td><td></td><td></td></tr> <tr><td></td><td></td><td></td><td></td><td></td></tr> </table>										
b	$10 - 3 = \underline{\quad}$	<table border="1"> <tr><td></td><td></td><td></td><td></td><td></td></tr> <tr><td></td><td></td><td></td><td></td><td></td></tr> </table>										
c	$9 - 4 = \underline{\quad}$	<table border="1"> <tr><td></td><td></td><td></td><td></td><td></td></tr> <tr><td></td><td></td><td></td><td></td><td></td></tr> </table>										
d	$7 - 4 = \underline{\quad}$	<table border="1"> <tr><td></td><td></td><td></td><td></td><td></td></tr> <tr><td></td><td></td><td></td><td></td><td></td></tr> </table>										

3 Write the number sentence.

(4)

	Ten frame	Number sentence
a		$\underline{\quad} - \underline{\quad} = \underline{\quad}$
b		$\underline{\quad} - \underline{\quad} = \underline{\quad}$
c		$\underline{\quad} - \underline{\quad} = \underline{\quad}$
d		$\underline{\quad} - \underline{\quad} = \underline{\quad}$

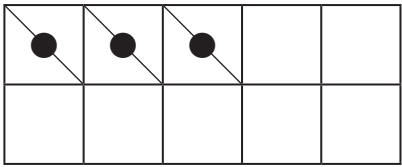
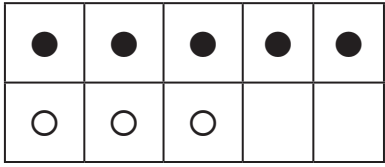
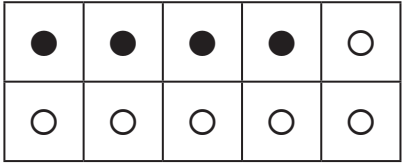
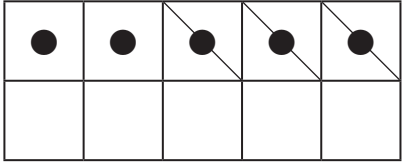
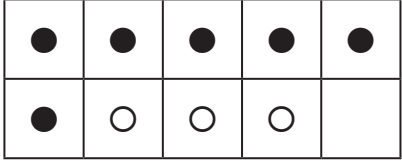
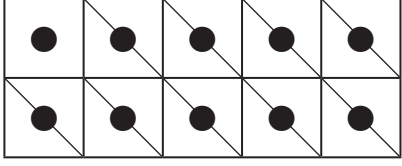
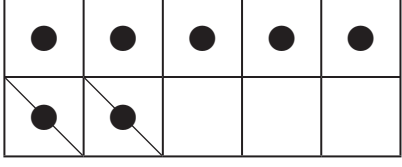
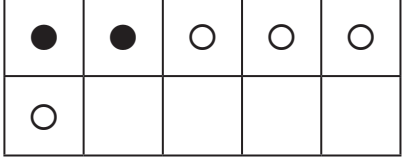
ENRICHMENT

<p>I have 8 balls. 5 balls are green and the rest are yellow. How many yellow balls do I have?</p>	
<p>Bheki has 6 toy cars. He gives 2 toy cars to his friend. How many toy cars does Bheki have now?</p>	

Written Assessment Lesson 33

1 Write the number sentence.

(8)

	Ten frame	Number sentence
a		_____ = _____
b		_____ = _____
c		_____ = _____
d		_____ = _____
e		_____ = _____
f		_____ = _____
g		_____ = _____
h		_____ = _____

2 Fill in the blanks and write the number sentence.

(8)

a

7	
0	

b

3	5

_____ = _____

c

9	
	9

_____ = _____

d

1	4

_____ = _____

e

6	0

_____ = _____

f

4	
1	

_____ = _____

g

10	
	4

_____ = _____

h

6	3

_____ = _____

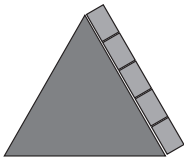


_____ = _____

ENRICHMENT

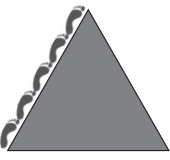


<p>There are 7 dogs and 3 cats in the backyard. What is the difference between the number of dogs and the number of cats?</p>	
<p>Nombuyiselo had 8 apples. She gave 2 apples to her mom. How many apples does Nombuyiselo have now?</p>	

Written Assessment Lesson 37





1 How many blocks are there on the edge? (3)

<p>a</p>  <p>_____</p>	<p>b</p>  <p>_____</p>	<p>c</p>  <p>_____</p>
--	--	--


2 How many feet are there on the edge? (3)

<p>a</p>  <p>_____</p>	<p>b</p>  <p>_____</p>	<p>c</p>  <p>_____</p>
---	---	--

3 How many bottle tops are there on the side? (4)

<p>a</p>  <p>_____</p>	<p>b</p>  <p>_____</p>	<p>c</p>  <p>_____</p>	<p>d</p>  <p>_____</p>
--	--	--	--


4 Look at the picture below: (2)



a Length: _____ blocks.

b. Width: _____ blocks.

5 Look at the picture below: (2)




a. Length: _____ pencils.

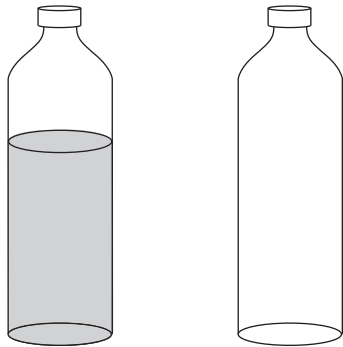
b. Width: _____ pencils.

Written Assessment Lesson 43


- 1 Colour in to show more water in the cup on the right. (1)




- 2 Colour in to show less water in the container on the right. (1)



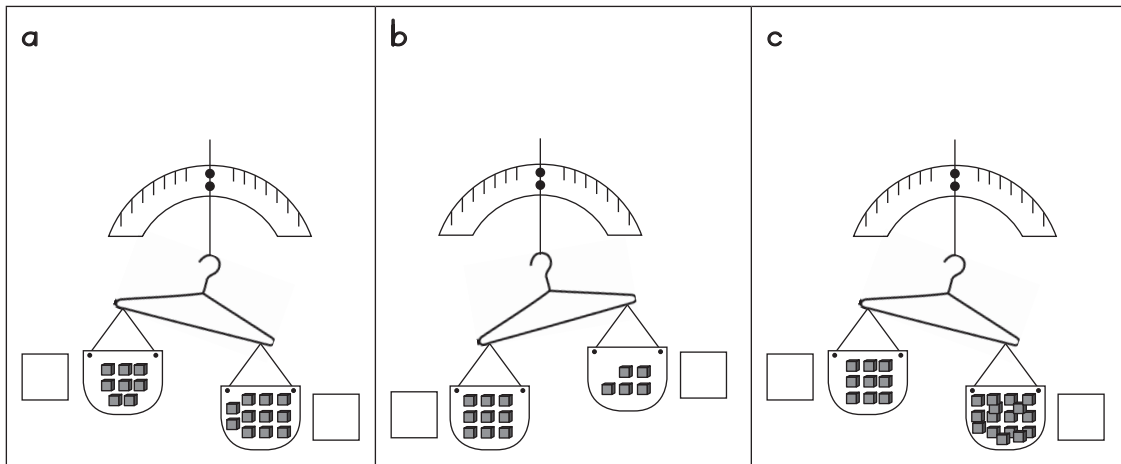
- 3 Tick the container that will hold more. (1)



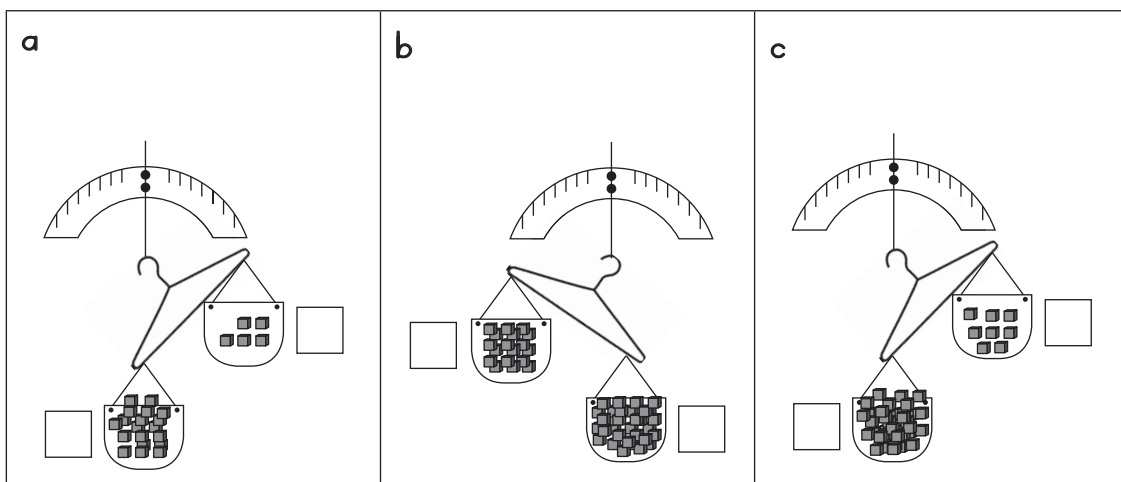
- 4 Tick the container that will hold less. (1)



5 Tick the box next to the heavier container. (3)



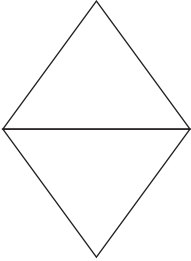

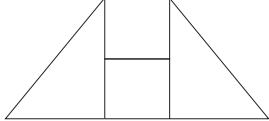

6 Tick the box next to the lighter container. (3)



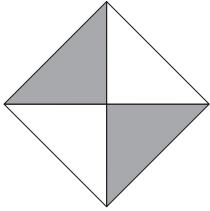
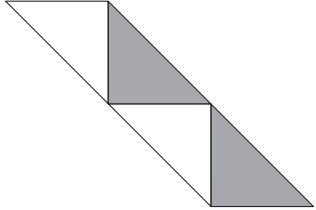
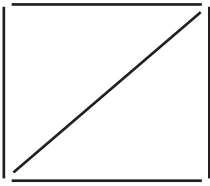
Written Assessment Lesson 49

1 Copy the shape by connecting the dots.

 $(3 + 3 = 6)$

a		
b		

2 Change the shapes.

<p>a</p>	<p>Move one triangle (1)</p>
	<p>(answers will vary)</p>
<p>b</p>	<p>Move two triangles (2)</p>
	
<p>c</p>	<p>Move one stick (1)</p>
	
<p>d</p>	<p>Move two sticks (2)</p>
