

**MATHEMATICS**

**Grade 3**

**English**

**Teacher's  
Resource**

**Pack**

**2019 TERM 2**



# Contents

1	Printable Resources	1
	Printable resource sheets	1
1	Multiplication table (lesson 1 and other)	2
2	Multiplication cards (lesson 1 and other)	3
3	Multiplication cards (lesson 1 and other)	4
4	Multiplication cards (lesson 1 and other)	5
5	Array diagram (lesson 2 and other)	6
6	Shape cut outs (1) (lesson 38)	7
7	Shape name cards (lesson 38 and 39)	8
9	Shape cut outs (2) (lesson 39, 44, 47)	10
2	Written assessments	11
	Written Assessment Lesson 8	11
	Written Assessment Lesson 16	12
	Written Assessment Lesson 21	14
	Written Assessment Lesson 24	15
	Written Assessment Lesson 31	16
	Written Assessment Lesson 37	17
	Written Assessment Lesson 43	18
	Written Assessment Lesson 49	19



# I Printable Resources

## Printable resource sheets

*This is a list of the mathematical resources that you will need this term. You need to make sure that you have them for the lessons for which they are recommended.*

1	Multiplication table (lesson 1 and other)	2
2	Multiplication cards (lesson 1 and other)	3
3	Multiplication cards (lesson 1 and other)	4
4	Multiplication cards (lesson 1 and other)	5
5	Array diagram (lesson 2 and other)	6
6	Shape cut outs (1) (lesson 38)	7
7	Shape name cards (lesson 38 and 39)	8
9	Shape cut outs (2) (lesson 39, 44, 47)	10

### RESOURCES FOR EACH DAY OF TEACHING

There are also other resources such as informal resources (old magazines, pieces of string, scrap paper, etc.) that you may need in certain lessons. You should have a careful look at the list of resources needed for each lesson; this list is given in the lesson plans each day. Prepare yourself, so that you have the necessary resources for the lessons on a daily basis.

## I Multiplication table (lesson I and other)

	1	2	3	4	5	6	7	8	9	10
1	1	2	3	4	5	6	7	8	9	10
2	2	4	6	8	10	12	14	16	18	20
3	3	6	9	12	15	18	21	24	27	30
4	4	8	12	16	20	24	28	32	36	40
5	5	10	15	20	25	30	35	40	45	50
6	6	12	18	24	30	36	42	48	54	60
7	7	14	21	28	35	42	49	56	63	70
8	8	16	24	32	40	48	56	64	72	80
9	9	18	27	36	45	54	63	72	81	90
10	10	20	30	40	50	60	70	80	90	100

2 Multiplication cards (lesson 1 and other)

$1 \times 1$	$2 \times 1$	$3 \times 1$
$1 \times 2$	$2 \times 2$	$3 \times 2$
$1 \times 3$	$2 \times 3$	$3 \times 3$
$1 \times 4$	$2 \times 4$	$3 \times 4$
$1 \times 5$	$2 \times 5$	$3 \times 5$
$1 \times 6$	$2 \times 6$	$3 \times 6$
$1 \times 7$	$2 \times 7$	$3 \times 7$
$1 \times 8$	$2 \times 8$	$3 \times 8$
$1 \times 9$	$2 \times 9$	$3 \times 9$

3 Multiplication cards (lesson 1 and other)

$4 \times 1$	$5 \times 1$	$6 \times 1$
$4 \times 2$	$5 \times 2$	$6 \times 2$
$4 \times 3$	$5 \times 3$	$6 \times 3$
$4 \times 4$	$5 \times 4$	$6 \times 4$
$4 \times 5$	$5 \times 5$	$6 \times 5$
$4 \times 6$	$5 \times 6$	$6 \times 6$
$4 \times 7$	$5 \times 7$	$6 \times 7$
$4 \times 8$	$5 \times 8$	$6 \times 8$
$4 \times 9$	$5 \times 9$	$6 \times 9$



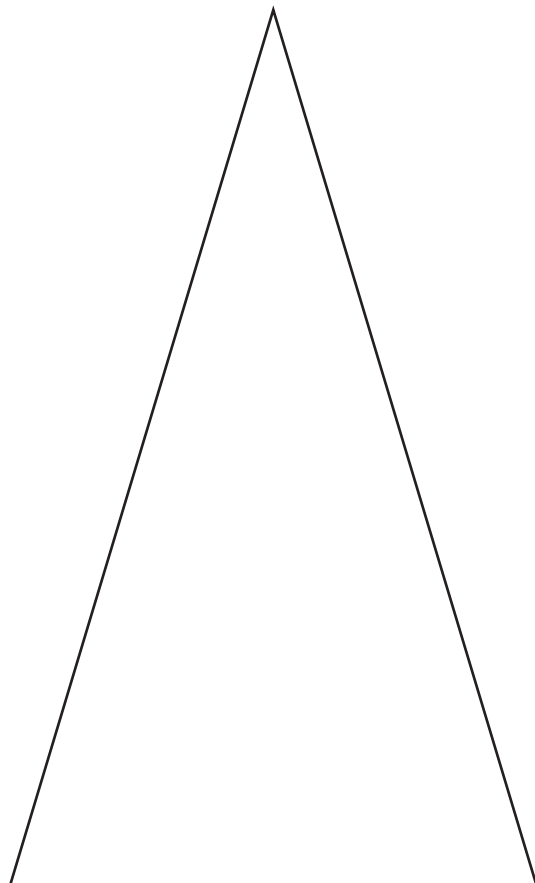



4. Multiplication cards (lesson 1 and other)

$7 \times 1$	$8 \times 1$	$9 \times 1$
$7 \times 2$	$8 \times 2$	$9 \times 2$
$7 \times 3$	$8 \times 3$	$9 \times 3$
$7 \times 4$	$8 \times 4$	$9 \times 4$
$7 \times 5$	$8 \times 5$	$9 \times 5$
$7 \times 6$	$8 \times 6$	$9 \times 6$
$7 \times 7$	$8 \times 7$	$9 \times 7$
$7 \times 8$	$8 \times 8$	$9 \times 8$
$7 \times 9$	$8 \times 9$	$9 \times 9$

5 Array diagram (lesson 2 and other)

Array diagram for multiplication table										
	1	2	3	4	5	6	7	8	9	10
1	●	●	●	●	●	●	●	●	●	●
2	●	●	●	●	●	●	●	●	●	●
3	●	●	●	●	●	●	●	●	●	●
4	●	●	●	●	●	●	●	●	●	●
5	●	●	●	●	●	●	●	●	●	●
6	●	●	●	●	●	●	●	●	●	●
7	●	●	●	●	●	●	●	●	●	●
8	●	●	●	●	●	●	●	●	●	●
9	●	●	●	●	●	●	●	●	●	●
10	●	●	●	●	●	●	●	●	●	●

## 6 Shape cut outs (I) (lesson 38)



7 Shape name cards (lesson 38 and 39)


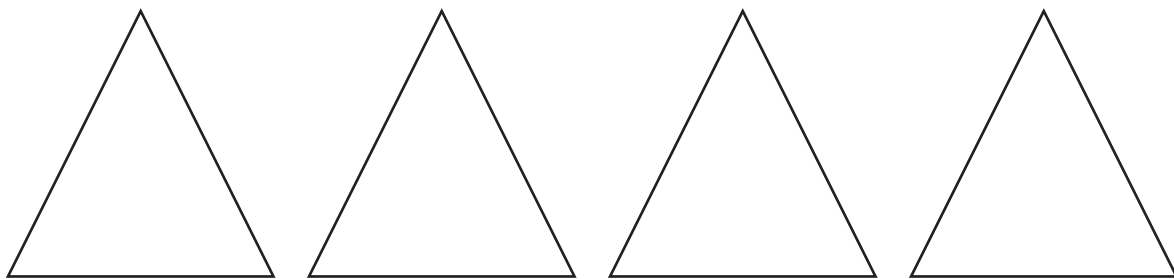
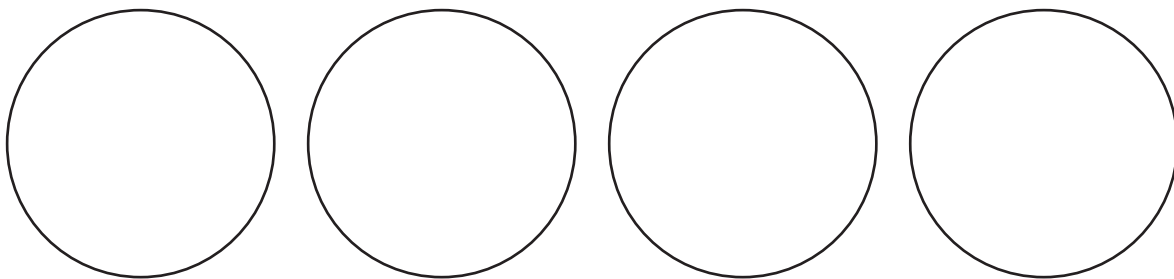
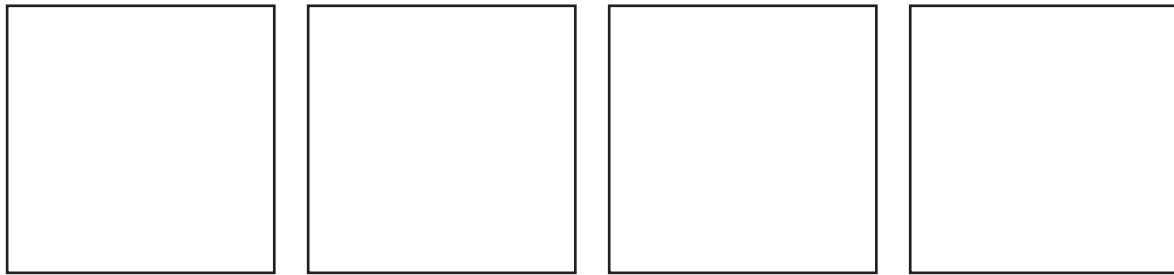
rectangle

triangle

circle

square

## 9 Shape cut outs (2) (lesson 39, 44, 47)



## 2 Written assessments

### Written Assessment Lesson 8

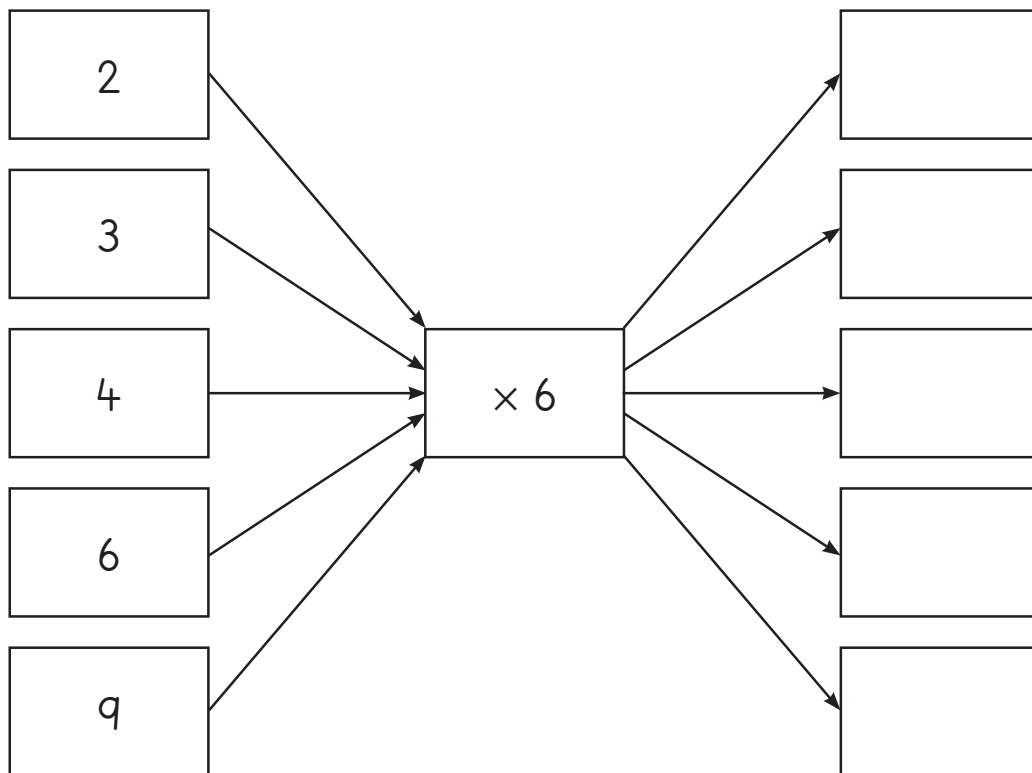
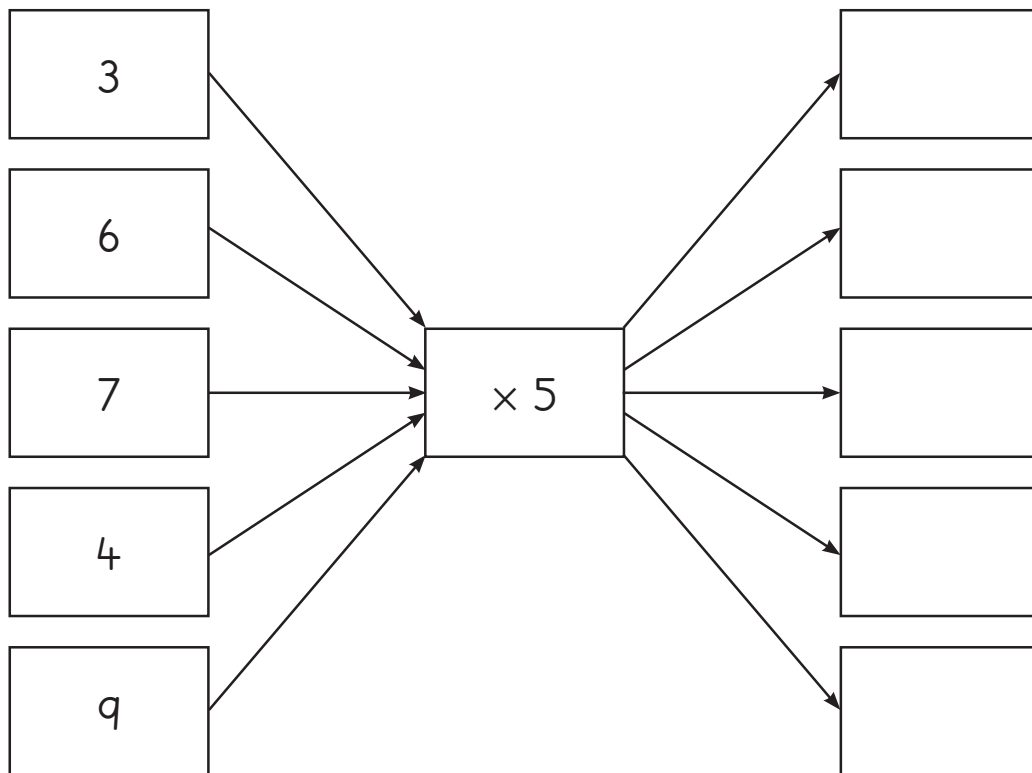
1 Complete the table:

(17)

	Multiplication	Repeated addition	Answer
a	$4 \times 5$	$5 + 5 + 5 + 5$	
b	$3 \times 6$		
c		$7 + 7 + 7 + 7 + 7 + 7 + 7 + 7 + 7$	
d	$2 \times 6$		
e		$7 + 7 + 7$	
f	$7 \times 5$		
g		$6 + 6 + 6 + 6 + 6 + 6 + 6 + 6 + 6$	
h	$8 \times 7$		
i		$5 + 5 + 5 + 5 + 5 + 5$	

2 Complete the flow diagrams:

(10)





## Written Assessment Lesson 16

1 Write the number sentences with answers: (5)

		Number sentence																																										
a	<table border="1"> <tr> <td></td> <td>1</td> <td>2</td> <td>3</td> <td>4</td> <td>5</td> <td>6</td> <td>7</td> <td>8</td> <td>9</td> </tr> <tr> <td>1</td> <td>●</td> <td>●</td> <td>●</td> <td>●</td> <td>●</td> <td>●</td> <td>●</td> <td>●</td> <td>●</td> </tr> <tr> <td>2</td> <td>●</td> <td>●</td> <td>●</td> <td>●</td> <td>●</td> <td>●</td> <td>●</td> <td>●</td> <td>●</td> </tr> <tr> <td>3</td> <td>●</td> <td>●</td> <td>●</td> <td>●</td> <td>●</td> <td>●</td> <td>●</td> <td>●</td> <td>●</td> </tr> </table>		1	2	3	4	5	6	7	8	9	1	●	●	●	●	●	●	●	●	●	2	●	●	●	●	●	●	●	●	●	3	●	●	●	●	●	●	●	●	●			
		1	2	3	4	5	6	7	8	9																																		
	1	●	●	●	●	●	●	●	●	●																																		
	2	●	●	●	●	●	●	●	●	●																																		
3	●	●	●	●	●	●	●	●	●																																			
b	<table border="1"> <tr> <td></td> <td>1</td> <td>2</td> <td>3</td> <td>4</td> <td>5</td> <td>6</td> </tr> <tr> <td>1</td> <td>●</td> <td>●</td> <td>●</td> <td>●</td> <td>●</td> <td>●</td> </tr> <tr> <td>2</td> <td>●</td> <td>●</td> <td>●</td> <td>●</td> <td>●</td> <td>●</td> </tr> <tr> <td>3</td> <td>●</td> <td>●</td> <td>●</td> <td>●</td> <td>●</td> <td>●</td> </tr> <tr> <td>4</td> <td>●</td> <td>●</td> <td>●</td> <td>●</td> <td>●</td> <td>●</td> </tr> <tr> <td>5</td> <td>●</td> <td>●</td> <td>●</td> <td>●</td> <td>●</td> <td>●</td> </tr> </table>		1	2	3	4	5	6	1	●	●	●	●	●	●	2	●	●	●	●	●	●	3	●	●	●	●	●	●	4	●	●	●	●	●	●	5	●	●	●	●	●	●	
		1	2	3	4	5	6																																					
	1	●	●	●	●	●	●																																					
	2	●	●	●	●	●	●																																					
	3	●	●	●	●	●	●																																					
	4	●	●	●	●	●	●																																					
5	●	●	●	●	●	●																																						
c	7 groups of 2																																											
d	3 groups of 8																																											
e	6 groups of 5																																											

2 Write the number sentences with answers: (4)

	Repeated addition	Number sentence
a	$7 + 7 + 7 + 7 + 7 + 7 + 7 + 7 =$	
b	$3 + 3 + 3 + 3 + 3 =$	
c	$9 + 9 + 9 + 9 + 9 + 9 =$	
d	$5 + 5 + 5 + 5 + 5 + 5 + 5 + 5 + 5 =$	

- 3 Calculate by doubling: (5)

	Multiple	Double	Add	Answer
<b>a</b>	$2 \times 21$	$20 + 1 + 20 + 1$	$40 + 2$	
<b>b</b>	$2 \times 36$			
<b>c</b>	$2 \times 47$			

- 4 Solve the problems. (2 × 3 = 6)

- a** Silindile has 21 shells.  
She finds another 21 shells.  
How many shells does she have now?
- 

- b** Lindo has 45 marbles.  
He wins another 46 marbles.  
How many marbles does he have now?
-

## Written Assessment Lesson 21

1 Calculate:

(8)

<b>a</b>	$10 \times 7 =$	
<b>b</b>	$10 \times 2 =$	
<b>c</b>	$3 \times 10 =$	
<b>d</b>	$5 \times 10 =$	
<b>e</b>	$10 \times 10 =$	
<b>f</b>	$9 \times 10 =$	
<b>g</b>	$1 \times 10 =$	
<b>h</b>	$10 \times 5 =$	

2 Complete the table:

(10)

		Repeated addition	Number sentence
a	4 groups of 6		$4 \times 6 = 24$
b	2 groups of 4	$4 + 4$	
c		$10 + 10 + 10$	$3 \times 10 = 30$
d	5 groups of 7		
e	10 groups of 6	$6 + 6 + 6 + 6 + 6 + 6 + 6 + 6 + 6 + 6$	
f	4 groups of 9		$4 \times 9 = 36$
g		$5 + 5 + 5 + 5 + 5 + 5 + 5 + 5$	
h	9 groups of 8	$8 + 8 + 8 + 8 + 8 + 8 + 8 + 8 + 8$	

## Written Assessment Lesson 24

- 1 Draw a line between number sentences that give the same answer: (8)

$3 \times 5$	$8 \times 6$
$7 \times 4$	$2 \times 5$
$6 \times 8$	$4 \times 9$
$9 \times 1$	$5 \times 3$
$5 \times 2$	$4 \times 7$
$6 \times 3$	$7 \times 8$
$8 \times 7$	$1 \times 9$
$9 \times 4$	$3 \times 6$

- 2 Use your multiplication table to find the missing numbers: (6)

		Answer
a	$\square \times 5 = 35$	
c	$7 \times \square = 28$	
e	$\square \times 2 = 14$	

		Answer
b	$6 \times \square = 36$	
d	$\square \times 8 = 72$	
f	$5 \times \square = 30$	

3 Draw an array diagram to show:

(4)

	Multiple	Array
a	$3 \times 2$	
b	$2 \times 3$	
c	$5 \times 1$	
d	$1 \times 5$	

## Written Assessment Lesson 31




- 1 Write half past 7 in digital time. (1)

\_\_\_\_\_

- 2 Write quarter to 9 in digital time. (1)

\_\_\_\_\_

- 3 Circle the clock that shows quarter past two. (1)

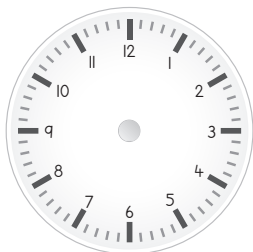


- 4 Draw the hands on this analogue clock to show half past 3 in the afternoon. (2)



- 5 Show quarter to 10 on an analogue and a digital clock. (3)

a



b



- 6 How much time passed between 2 o'clock and half past four in the afternoon? (2)

\_\_\_\_\_

## Written Assessment Lesson 37


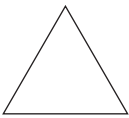


- 1 Circle which of these shapes have round sides. (1)  
Square, circle, rectangle, triangle
  
- 2 Draw 3 different size triangles in 3 different positions. (3)
  
  
  
  
  
  
  
  
  
  
- 3 Draw a square that has 5 cm sides. (3)
  
  
  
  
  
  
  
  
  
  
- 4 Draw a rectangle that is 6 cm long and 4 cm wide. (4)
  
  
  
  
  
  
  
  
  
  
- 5 A square, triangle, circle and rectangle are 2-D shapes. What does this mean? (1)

---



## Written Assessment Lesson 43

- 1 Complete this table. (12)

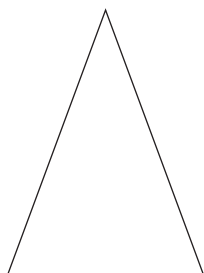
	Name of shape	Number of sides	Round/straight?
a 			
b 			
c 			
d 			

- 2 Draw 3 triangles. Each one must look different. (3)

- 3 Draw the line of symmetry into the shape below: (1)



- 4 Draw the line of symmetry in the triangle. (1)



## Written Assessment Lesson 49

- 1 Draw the next shape in this pattern: (1)



- 2 Draw and extend a pattern in which the sizes of the shapes increase. (3)

- 3 Make your own pattern using circles and squares. (3)

- 4 Use three squares to draw a pattern. The size of the squares need to change in a regular way. Draw the pattern 2 times. (3)