

MATHEMATICS

Grade 2

English/

Xitsonga

Teacher's

Resource

Pack

2019 TERM 3

Contents

1	Printable Resources	1
	Printable resource sheets	1
1	Multiplication cards (lesson 9 and other) Makhadi ya ku andzisa (dyondzontsongo ya 9 na tin'wana)	2
2	Multiplication cards (lesson 9 and other) Makhadi ya ku andzisa (dyondzontsongo ya 9 na tin'wana)	3
3	Array diagram (lesson 21 and other) Dayagiramu ya mixaxamelo (dyondzontsongo ya 21 na tin'wana)	4
4	Multiplication table (lesson 23 and 24) Tafula ra ku andzisa (dyondzontsongo ya 23 na 24)	5
5	Shape cut outs (lesson 32 and other) Swivumbeko swo tsemiwa (dyondzontsongo ya 32 na tin'wana)	6
6	Analogue clock (lesson 46 and 48) Wachi ya analogi (dyondzontsongo ya 46 na 48)	7
7	Months of the year vocabulary cards (lesson 47)	8
8	Makhadi ya mavito ya tin'hweti ta lembe (dyondzontsongo ya 47)	14
9	Days of the week vocabulary cards (lesson 47)	20
10	Makhadi ya mavito ya masiku ya vhiki (dyondzontsongo ya 47)	24
2	Written assessments	28
	Written Assessment Lesson 6 Makambelego yo Tsariwa Dyondzontsongo ya 6	28
	Written Assessment Lesson 13 Makambelego yo Tsariwa Dyondzontsongo ya 13	30
	Written Assessment Lesson 19 Makambelego yo Tsariwa Dyondzontsongo ya 19	31
	Written Assessment Lesson 26 Makambelego yo Tsariwa Dyondzontsongo ya 26	33
	Written Assessment Lesson 31 Makambelego yo Tsariwa Dyondzontsongo ya 31	35
	Written Assessment Lesson 39 Makambelego yo Tsariwa Dyondzontsongo ya 39	37
	Written Assessment Lesson 44 Makambelego yo Tsariwa Dyondzontsongo ya 44	39
	Written Assessment Lesson 49 Makambelego yo Tsariwa Dyondzontsongo ya 49	40

I Printable Resources

Printable resource sheets

This is a list of the mathematical resources that you will need this term. You need to make sure that you have them for the lessons for which they are recommended.

1	Multiplication cards (lesson 9 and other) Makhadi ya ku andzisa (dyondzontsongo ya 9 na tin'wana)	2
2	Multiplication cards (lesson 9 and other) Makhadi ya ku andzisa (dyondzontsongo ya 9 na tin'wana)	3
3	Array diagram (lesson 21 and other) Dayagiramu ya mixaxamelo (dyondzontsongo ya 21 na tin'wana)	4
4	Multiplication table (lesson 23 and 24) Tafula ra ku andzisa (dyondzontsongo ya 23 na 24)	5
5	Shape cut outs (lesson 32 and other) Swivumbeko swo tsemiwa (dyondzontsongo ya 32 na tin'wana)	6
6	Analogue clock (lesson 46 and 48) Wachi ya analogi (dyondzontsongo ya 46 na 48)	7
7	Months of the year vocabulary cards (lesson 47)	8
8	Makhadi ya mavito ya tin'hweti ta lembe (dyondzontsongo ya 47)	14
9	Days of the week vocabulary cards (lesson 47)	20
10	Makhadi ya mavito ya masiku ya vhiki (dyondzontsongo ya 47)	24

RESOURCES FOR EACH DAY OF TEACHING

There are also other resources such as informal resources (old magazines, pieces of string, scrap paper, etc.) that you may need in certain lessons. You should have a careful look at the list of resources needed for each lesson; this list is given in the lesson plans each day. Prepare yourself, so that you have the necessary resources for the lessons on a daily basis.

1 Multiplication cards (lesson 9 and other)
Makhadi ya ku andzisa (dyondzontsongo ya 9 na tin'wana)

1×1	2×1	3×1
1×2	2×2	3×2
1×3	2×3	3×3
1×4	2×4	3×4
1×5	2×5	3×5
1×6	2×6	3×6
1×7	2×7	3×7
1×8	2×8	3×8
1×9	2×9	3×9

2 Multiplication cards (lesson 9 and other)

Makhadi ya ku andzisa (dyondzontsongo ya 9 na tin'wana)

4×1	5×1
4×2	5×2
4×3	5×3
4×4	5×4
4×5	5×5
4×6	5×6
4×7	5×7
4×8	5×8
4×9	5×9

3 Array diagram (lesson 21 and other)

Dayagiramu ya mixaxamelo (dyondzontsongo ya 21 na tin'wana)

	1	2	3	4	5
1	●	●	●	●	●
2	●	●	●	●	●
3	●	●	●	●	●
4	●	●	●	●	●
5	●	●	●	●	●
6	●	●	●	●	●
7	●	●	●	●	●
8	●	●	●	●	●
9	●	●	●	●	●
10	●	●	●	●	●

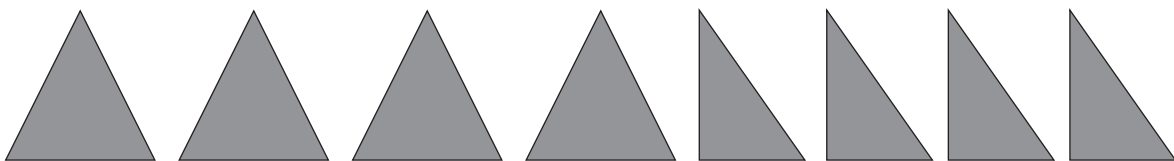
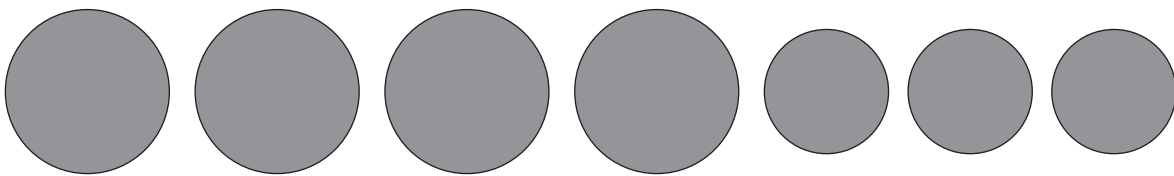

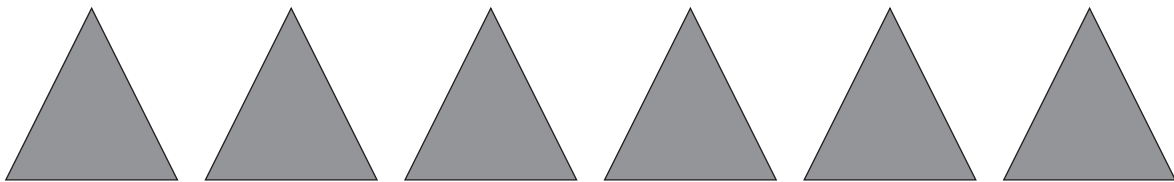
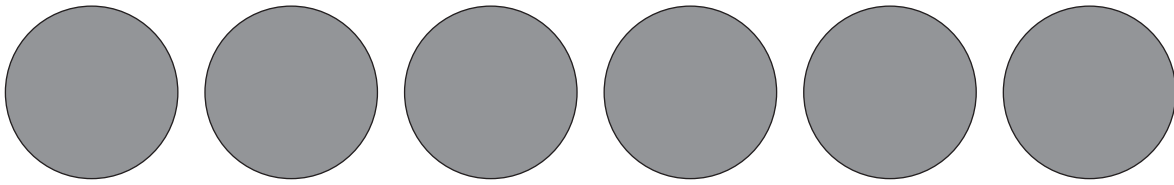
4 Multiplication table (lesson 23 and 24)

Tafula ra ku andzisa (dyondzontsongo ya 23 na 24)

	1	2	3	4	5
1	1	2	3	4	5
2	2	4	6	8	10
3	3	6	9	12	15
4	4	8	12	16	20
5	5	10	15	20	25
6	6	12	18	24	30
7	7	14	21	28	35
8	8	16	24	32	40
9	9	18	27	36	45
10	10	20	30	40	50


5 Shape cut outs (lesson 32 and other)

Swivumbeko swo tsemiwa (dyondzontsongo ya 32 na tin'wana)



6 Analogue clock (lesson 46 and 48)

Wachi ya analogi (dyondzontsongo ya 46 na 48)



7 Months of the year vocabulary cards (lesson 47)

January

February

March

April

May

June

July

August

September

October

November

December

8 Makhadi ya mavito ya tin'hweti ta lembe
(dyondzontsongo ya 47)

Sunguti

Nyenyenyana

Nyenyankulu

Dzivamisoko

Mudyaxihi

Khotavuxika

Mawuwana

Mhawuri

Ndzhati

Nhlangula

Hukuri

N'wendzamhala

9 Days of the week vocabulary cards (lesson 47)

Monday

Tuesday

Wednesday

Thursday

Friday

Saturday

Sunday

10 Makhadi ya mavito ya masiku ya vhiki
(dyondzontsongo ya 47)

Musumbhunuku

Ravumbirhi

Ravunharhu

Ravumune

Ravuntlhanu

Mugqivela

Sonto

2 Written assessments

Written Assessment Lesson 6

Makambelelo yo Tsariwa Dyondzontsongo ya 6

1 Complete the table.

Hetisa tafula.

(13)

	Groups Mitlawa	Multiplication Ku andzisa	Repeated Addition Ku hlanganisa ko Vuyelela
a	4 groups of 5 4 wa mitlawa ya va5	$4 \times 5 = 20$	
b	___ groups of ___ ___ wa mitlawa ya va ___	$9 \times 2 = \underline{\quad}$	
c	7 groups of 3 7 wa mitlawa ya va3	$7 \times 3 = \underline{\quad}$	
d	___ groups of ___ ___ wa mitlawa ya va ___	$5 \times 4 = \underline{\quad}$	
e	10 groups of 3 10 wa mitlawa ya va3	$10 \times 3 = \underline{\quad}$	

- 2 Draw a diagram to calculate the answer.

Dirowa dayagiramu yo khakhuleta nhlamulo. $7 \times 4 =$ _____ (2)

Written Assessment Lesson 13

Makambelelo yo Tsariwa Dyondzontsongo ya 13

Complete the table.

Hetisa tafula.

(15)

	Multiplication Ku andzisa	Repeated Addition Ku hlanganisa ko Vuyelela	Answer Nhlamulo
a	4×5	$5 + 5 + 5 + 5$	
b	3×2		
c		$5 + 5 + 5 + 5 + 5 + 5 + 5 + 5 + 5$	
d	6×5		
e		$2 + 2 + 2 + 2 + 2 + 2 + 2 + 2 + 2$	
f	7×5		
g		$2 + 2 + 2 + 2 + 2 + 2 + 2 + 2$	
h	5×2		

Written Assessment Lesson 19

Makambelelo yo Tsariwa Dyondzontsongo ya 19

I Complete the table.

Hetisa tafula.

(5 × 2=10)

		Number sentence with answer Xivulwa xa tinomoro na nhlamulo ya xona
a	7 groups of 2 7 wa mitlawwa ya va2	
b	5 groups of 3 5 wa mitlawwa ya va3	
c	6 groups of 5 6 wa mitlawwa ya va5	
d	9 groups of 4 9 wa mitlawwa ya va4	
e	10 groups of 3 10 wa mitlawwa ya va3	

2 Complete the table.

Hetisa tafula.

(5)

	Repeated addition Ku hlanganisa ko Vuyelela	Number sentence with answer Xivulwa xa tinomboro na nhamulo ya xona
a	$4 + 4 + 4 + 4 + 4 + 4 =$	
b	$3 + 3 + 3 + 3 =$	
c	$2 + 2 + 2 + 2 + 2 + 2 + 2 + 2 =$	
d	$5 + 5 + 5 + 5 + 5 + 5 + 5 + 5 + 5 =$	
e	$5 + 5 + 5 + 5 + 5 + 5 + 5 =$	

Written Assessment Lesson 26

Makambelelo yo Tsariwa Dyondzontsongo ya 26

1 Complete the table.

Hetisa tafula.

(8)

		Answer Nhlamulo			Answer Nhlamulo
1	$7 \times 5 =$		5	$5 \times 5 =$	
2	$9 \times 3 =$		6	$8 \times 2 =$	
3	$9 \times 4 =$		7	$9 \times 5 =$	
4	$6 \times 2 =$		8	$7 \times 4 =$	

2 Complete the table.

Hetisa tafula.

(4)

		Answer is the same as: Nhlamulo ya fana na:
1	$5 \times 3 = 15$	$3 \times 5 = 15$
2	$4 \times 2 = 8$	
3	$3 \times 5 = 15$	
4	$5 \times 4 = 20$	
5	$2 \times 5 = 10$	

- 3 There are 4 groups. Each group has 5 children in it. How many children are there altogether?

Ku na 4 wa mitlawa. Ntlawa wun'wana na wun'wana wu na 5 wa vana. Xana vana lava nga kona hinkwavo vangani?

(3)

Written Assessment Lesson 31

Makambelelo yo Tsariwa Dyondzontsongo ya 31

1 What fraction of the rectangle is shaded?

Xana xiphemu xa rhekuthengula lexi khalariaiwe i yini?

(1)



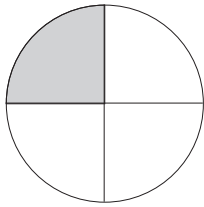
the whole xi helerile	one half hafu yin'we	one quarter kotara yin'we	one eighth n'we xa nhungu
--------------------------	-------------------------	------------------------------	------------------------------

2 What fraction of the circle is shaded? Write your answer as a fraction number.

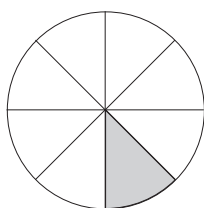
Xana xiphemu xa xirhendzevutana lexi khalariaiweke i yini? Tsala nhlamulo ya wena yi va nomboro ya xiphemu.

(3)

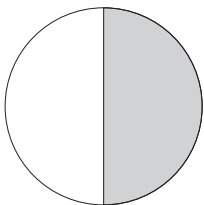
a



b




c



- 3 Divide the rectangle into quarters.

Ava rhekuthengula hi tikotara.


(2)



- 4 Divide the square in half.

Ava xikwere hi tihafu.

(2)



- 5 Divide the rectangle into eighths.

Ava rhekuthengula ka nhungu.

(2)



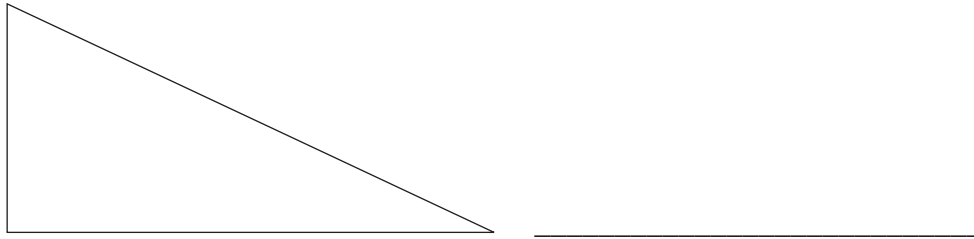
Written Assessment Lesson 39

Makambelelo yo Tsariwa Dyondzontsongo ya 39

1 Name this shape.

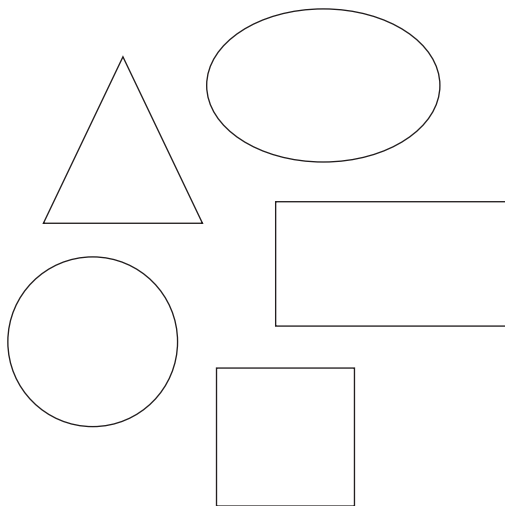
Tsala vito ra xivumbeko lexi.

(1)



2 Look at the picture below.

Languta xifaniso lexi nga laha hansi.



a Put a tick on the shapes with straight sides.

Gwajula swivumbeko leswi nga na matlhelo yo ololoka.

(3)

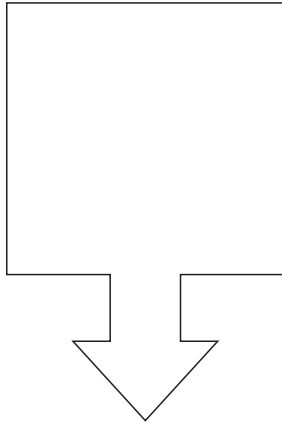
b Put a cross on the shapes with shapes have round sides.

Bana xihambano eka swivumbeko leswi nga na matlhelo yo rhendzeleka. (2)

3 Draw the line of symmetry in the drawing.

Dirowa ndzhati wa ndzinganiso eka xivumbeko lexi dirowiweke.

(1)





4 Draw one shape in each block.

Dirowa xivumbeko xin'we eka buloko yin'wana na yin'wana.

(2)

a A shape with round sides
Xivumbeko xa matlhelo yo
rhendzeleka.

b A shape with straight sides
Xivumbeko xa matlhelo yo
ololoka.



5 Draw two circles of different sizes.

Dirowa swirhendzevutana swimbirhi swa tisayizi to hambana.

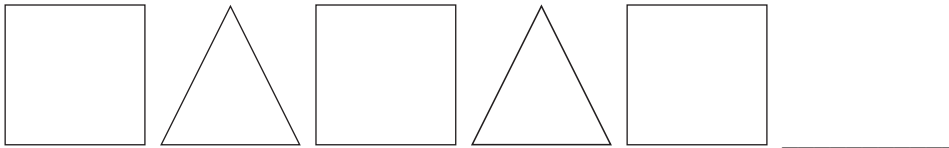
(1)

Written Assessment Lesson 44

Makambelelo yo Tsariwa Dyondzontsongo ya 44

1 Draw the next two shapes in this pattern:

Dirowa swivumbeko swimbirhi leswi landzelaka swa patironi leyi: (2)



2 Draw a pattern using one triangle and two squares. Repeat the pattern two times.

Dirowa patironi u tirhisa yinhlantarhu yin'we na swikwere swimbirhi. Vuyeleda patironi kambirhi: (4)



3 Draw the first three steps of a pattern using circles. The number of circles must increase each time.

Dirowa magoza manharhu layo sungula ya patironi u tirhisa swirhendzevutana. Nhlayo ya swirhendzevutana yi fanele yi andza nkarhi wun'wana na wun'wana: (4)




Written Assessment Lesson 49

Makambelelo yo Tsariwa Dyondzontsongo ya 49

- 1 Draw the long hand and the short hand on this analogue clock to show 5 o'clock.

Dirowa rimhondzo ni ximhondzwana ewachini leya analogi ku komba awara ya 5.

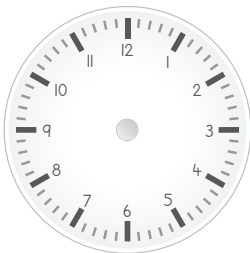
(2)



- 2 Draw the hands on this analogue clock to show 9 o'clock.

Dirowa timhondzo ewachini leya analogi ku komba awara ya 9.

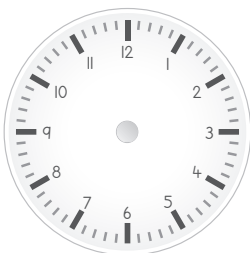
(2)



- 3 Draw the arms on this analogue clock to show quarter past six.

Dirowa timhondzo ewachini leya analogi ku komba kotara ku bile awara ya tsevu.

(2)



4 What is the time shown on the clock below?

I nkarhi muni lowu kombiweke ewachini leyi nga laha hansi? (2)



5 How many hours are there between 9 o'clock and 2 o'clock?

Xana ku na tiawara tingani exikarhi ka awara ya 9 na awara ya 2?

_____ (2)

