

MATHEMATICS

Grade 3

English

**Learner
Activity
Book**

2019 TERM 4

Introduction

This resource pack has forty numbered daily activities for classwork and homework. The activities correspond to the activities in the lesson plans. The daily lesson should be followed by classwork and then homework.

Answers to the activities can be written in this book.

These resources are bilingual. We hope that presenting the activities in two languages will help learners to learn the maths words in both their home language and in English. This will equip them for lifelong learning of maths.

If learners work systematically through these maths activities, they will cover the whole curriculum. Hopefully these activities will be a fun way to help them acquire this maths knowledge.

Contents

Term 4 Lesson 1 Review of division (1)	1
Term 4 Lesson 2 Review of division (2)	2
Term 4 Lesson 3 Review of division (3)	4
Term 4 Lesson 4 Assessment	5
Term 4 Lesson 5 Halving	6
Term 4 Lesson 6 Halving and fractions	7
Term 4 Lesson 7 Fractions	10
Term 4 Lesson 8 Division (with multiples of 10)	12
Term 4 Lesson 9 Assessment	13
Term 4 Lesson 10 Division (of 2-digit numbers)	14
Term 4 Lesson 11 Division (grouping) with a remainder	15
Term 4 Lesson 12 Division and remainders	16
Term 4 Lesson 13 Division (sharing) with a remainder	18
Term 4 Lesson 14 Assessment	20
Term 4 Lesson 15 Using multiplication to check division	21
Term 4 Lesson 16 Division with remainders	23
Term 4 Lesson 17 Division with remainders in context	25
Term 4 Lesson 18 Assessment	26
Term 4 Lesson 19 Data Handling – tallies	27
Term 4 Lesson 20 Drawing a bar graph	29
Term 4 Lesson 21 Tallies and bar graphs (1)	32
Term 4 Lesson 22 Tallies and bar graphs (2)	36
Term 4 Lesson 23 Interpreting data (1)	39
Term 4 Lesson 24 Interpreting data (2)	41
Term 4 Lesson 25 Assessment	44
Term 4 Lesson 26 Capacity: litres	45
Term 4 Lesson 27 Teaspoons and cups	47
Term 4 Lesson 28 Millilitres	49
Term 4 Lesson 29 Capacity	52
Term 4 Lesson 30 Assessment	55

Term 4 Lesson 31 3-D objects – roll and slide	56
Term 4 Lesson 32 Describing 3-D objects	58
Term 4 Lesson 33: Building 3-D objects	60
Term 4 Lesson 34 Assessment	62
Term 4 Lesson 35 3-D objects (1)	63
Term 4 Lesson 36 3-D objects (2)	65
Term 4 Lesson 37 Assessment	68
Term 4 Lesson 38 Preparing for Grade 4 (1)	69
Term 4 Lesson 39 Preparing for Grade 4 (2)	73
Term 4 Lesson 40 Preparing for Grade 4 (3)	77
1 Printed tens (lesson 8 and 10)	81
2 Nets (Lesson 33)	83
3 Nets (Lesson 33)	85
4 Nets (Lesson 33)	87

Term 4 Lesson 1

Review of division (I)

CLASSWORK

Calculate:

a $18 \div 2 =$ _____

b $40 \div 5 =$ _____

c $24 \div 6 =$ _____

d $1 \div 1 =$ _____

e $28 \div 4 =$ _____

f $24 \div 3 =$ _____

g $3 \div 1 =$ _____

h $32 \div 4 =$ _____

i $42 \div 6 =$ _____

j $36 \div 4 =$ _____

k $5 \div 5 =$ _____

l $54 \div 6 =$ _____

HOMEWORK

Calculate:

a $18 \div 3 =$ _____

b $48 \div 8 =$ _____

c $36 \div 9 =$ _____

d $56 \div 7 =$ _____

Term 4 Lesson 2

Review of division (2)

CLASSWORK ACTIVITY 1

	1	2	3	4	5	6	7	8	9	10
1	●	●	●	●	●	●	●	●	●	●
2	●	●	●	●	●	●	●	●	●	●
3	●	●	●	●	●	●	●	●	●	●
4	●	●	●	●	●	●	●	●	●	●
5	●	●	●	●	●	●	●	●	●	●
6	●	●	●	●	●	●	●	●	●	●
7	●	●	●	●	●	●	●	●	●	●
8	●	●	●	●	●	●	●	●	●	●
9	●	●	●	●	●	●	●	●	●	●
10	●	●	●	●	●	●	●	●	●	●

CLASSWORK

Calculate:

a $36 \div 9 =$ _____

b $24 \div 8 =$ _____

c $45 \div 9 =$ _____

d $21 \div 7 =$ _____

e $48 \div 8 =$ _____

f $81 \div 9 =$ _____

g $35 \div 7 =$ _____

h $56 \div 8 =$ _____

i $49 \div 7 =$ _____

j $72 \div 8 =$ _____

k $42 \div 7 =$ _____

l $64 \div 8 =$ _____

HOMEWORK

Calculate:

a $27 \div 3 =$ _____

b $56 \div 8 =$ _____

c $28 \div 7 =$ _____

d $63 \div 7 =$ _____

Term 4 Lesson 3

Review of division (3)

CLASSWORK

Calculate:

a $12 \div 2 =$ _____

b $49 \div 7 =$ _____

c $72 \div 9 =$ _____

d $6 \div 1 =$ _____

e $32 \div 8 =$ _____

f $21 \div 3 =$ _____

g $9 \div 9 =$ _____

h $45 \div 5 =$ _____

i $54 \div 9 =$ _____

j $24 \div 8 =$ _____

k $56 \div 7 =$ _____

l $42 \div 6 =$ _____

HOMEWORK

Calculate:

a $28 \div 4 =$ _____

b $56 \div 7 =$ _____

c $36 \div 6 =$ _____

d $45 \div 9 =$ _____

Term 4 Lesson 4

Assessment

Term 4 Lesson 5

Halving

CLASSWORK

Solve the following:

a Double 10. _____

b Halve 40. _____

c $80 \div 4 =$ _____

d Double 50. _____

e Halve 50. _____

f $100 \div 4 =$ _____

g Double 30. _____

h Halve 100. _____

i $40 \div 4 =$ _____

j Double 40. _____

k Halve 20. _____

l $60 \div 4 =$ _____

HOMEWORK

Solve the following:

a Double 20. _____

b Halve 80. _____

c $20 \div 4 =$ _____

Term 4 Lesson 6

Halving and fractions

CLASSWORK

- 1 Solve the problem:

Themba has 30 balloons.

She gives $\frac{1}{2}$ of her balloons to her friend.

How many balloons does she give to her friend?

Draw the diagram.






Dots

Fractions

Write the number sentences
to show $\frac{1}{2}$ of 30.

Write the answer.

2 Shade half of each fraction strip and write the fraction:

		Fraction
a		
b		
c		
e		
f		

HOMEWORK

Solve the problem:

I have 24 marbles.

I give $\frac{1}{2}$ of them to a friend.

How many marbles do I give to my friend?

Draw the diagram.

Dots

Fractions

Write the number sentences to show $\frac{1}{2}$ of 24.

Write the answer.

Term 4 Lesson 7

Fractions

CLASSWORK

Solve the problems:

a	Priya has 40 sweets. She gives $\frac{1}{2}$ of her sweets to her friend. How many sweets does she give to her friend?			
	Draw the diagram. <table border="1" data-bbox="342 910 532 1030"><tr><td data-bbox="342 910 532 972">Dots</td></tr><tr><td data-bbox="342 972 532 1030">Fractions</td></tr></table>	Dots	Fractions	
Dots				
Fractions				
	Write the number sentences to show $\frac{1}{2}$ of 40.			
	Write the answer.			

b Bonggi has R12. She gives $\frac{3}{4}$ of her money to her Mom. How much money does she give to her Mom?			
Draw the diagram. <table border="1"><tr><td>Dots</td></tr><tr><td>Fractions</td></tr></table>	Dots	Fractions	
Dots			
Fractions			
Write the number sentences to show $\frac{1}{4}$ of R12.			
Write the answer.			

HOMEWORK

Calculate:

a Double 40 = _____

b Halve 60. _____

c $36 \div 4 =$ _____

Term 4 Lesson 8

Division (with multiples of 10)

CLASSWORK

Calculate:

a $80 \div 4 =$ _____

b $100 \div 5 =$ _____

c $90 \div 3 =$ _____

d $80 \div 8 =$ _____

e $20 \div 2 =$ _____

f $80 \div 2 =$ _____

g $30 \div 3 =$ _____

h $60 \div 3 =$ _____

i $100 \div 2 =$ _____

j $90 \div 9 =$ _____

HOMEWORK

Calculate:

a $40 \div 2 =$ _____

b $80 \div 8 =$ _____

c $70 \div 7 =$ _____

d $60 \div 3 =$ _____

Term 4 Lesson 9

Assessment

Term 4 Lesson 10

Division (of 2-digit numbers)

CLASSWORK

Calculate:

a $63 \div 3 =$ _____

b $88 \div 4 =$ _____

c $99 \div 3 =$ _____

d $55 \div 5 =$ _____

e $68 \div 2 =$ _____

f $48 \div 4 =$ _____

g $36 \div 3 =$ _____

h $86 \div 2 =$ _____

i $28 \div 2 =$ _____

HOMEWORK

Calculate:

a $66 \div 3 =$ _____

b $24 \div 2 =$ _____

c $44 \div 4 =$ _____

d $96 \div 3 =$ _____

Term 4 Lesson 11

Division (grouping) with a remainder

CLASSWORK

There are 14 sweets. Each learner gets 4 sweets. How many sweets will be left?

HOMEWORK

Complete the table:

		Multiple	Remainder	Answer?
a	$16 \div 3 = \square$			
b	$18 \div 4 = \square$			

Term 4 Lesson 12

Division and remainders

CLASSWORK

Draw dots to find the answer. The remainder must be smaller than the group size. The first one is done for you.

		Draw dots to find the answer	Answer
a	$28 \div 3 =$		$28 \div 3 = 9$ remainder 1
b	$26 \div 4 =$		
c	$17 \div 5 =$		
d	$20 \div 6 =$		
e	$22 \div 3 =$		
f	$18 \div 4 =$		
g	$33 \div 5 =$		
h	$37 \div 6 =$		

HOMEWORK

Draw dots to find the answer. The remainder must be smaller than the group size.

		Draw dots to find the answer	Answer
a	$14 \div 3 =$		
b	$21 \div 4 =$		
c	$19 \div 6 =$		

Term 4 Lesson 13

Division (sharing) with a remainder

CLASSWORK

Complete the table. The first one is done for you.

		Multiple and remainder	Answer
a	$9 \div 2 =$	$2 \times \boxed{4} = 8, 9 - 8 = 1$	$9 \div 2 = 4, \text{ remainder } 1$
b	$5 \div 3 =$		
c	$25 \div 7 =$		
d	$23 \div 3 =$		
e	$52 \div 8 =$		
f	$39 \div 9 =$		
g	$47 \div 5 =$		
h	$28 \div 6 =$		
i	$30 \div 4 =$		

HOMEWORK

Use multiplication to find the answer and the remainder.

a $13 \div 3 =$ _____

b $18 \div 5 =$ _____

c $35 \div 8 =$ _____

Term 4 Lesson 14

Assessment

Term 4 Lesson 15

Using multiplication to check division

CLASSWORK

Check the answers to the problem and correct the mistakes where necessary:

		Check	Corrections
a	$44 \div 5 = 8$ remainder 4		
b	$29 \div 7 = 4$ remainder 2		
c	$10 \div 3 = 3$ remainder 3		
d	$39 \div 6 = 5$ remainder 9		
e	$34 \div 4 = 8$ remainder 3		
f	$25 \div 8 = 3$ remainder 1		
g	$50 \div 7 = 6$ remainder 8		
h	$18 \div 4 = 4$ remainder 1		

HOMEWORK

Check the answers to the problem and correct the mistakes where necessary:

		Check	Corrections
a	$23 \div 3 = 7$ remainder 1		
b	$21 \div 5 = 4$ remainder 3		
c	$30 \div 7 = 3$ remainder 9		

Term 4 Lesson 16

Division with remainders

CLASSWORK

Check the answers to the problems and correct the mistakes where necessary:

		Check	Corrections
a	$11 \div 3 = 3$ remainder 2		
b	$37 \div 5 = 6$ remainder 7		
c	$27 \div 6 = 4$ remainder 5		
d	$14 \div 4 = 2$ remainder 6		
e	$65 \div 7 = 9$ remainder 1		
f	$46 \div 9 = 5$ remainder 1		
g	$50 \div 8 = 6$ remainder 3		
h	$26 \div 3 = 7$ remainder 5		

HOMEWORK

Check the answers to the problems and correct the mistakes where necessary:

		Check the answers	Write correct answer
a	$39 \div 6 = 5$ remainder 9		
b	$27 \div 7 = 3$ remainder 6		
c	$38 \div 8 = 4$ remainder 7		

Term 4 Lesson 17

Division with remainders in context

CLASSWORK

There are 44 people. There are cars which can each hold 7 passengers. How many cars do you need to transport all the people?

HOMEWORK

Calculate:

a $48 \div 9 =$ _____

b $31 \div 3 =$ _____

c $75 \div 8 =$ _____

d $19 \div 4 =$ _____

Term 4 Lesson 18

Assessment

Term 4 Lesson 19

Data Handling – tallies

CLASSWORK

You have collected the following information on some people’s favourite fizzy drinks.



- Complete the tally table.
- Count up the totals.

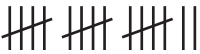





Fizzy drink	Tally	Total
Coke		
Fanta		
Sprite		
Pepsi		

a Which fizzy drink is the most popular? _____

b Which fizzy drink is the least popular? _____

HOMEWORK

Complete the table by counting the tallies:

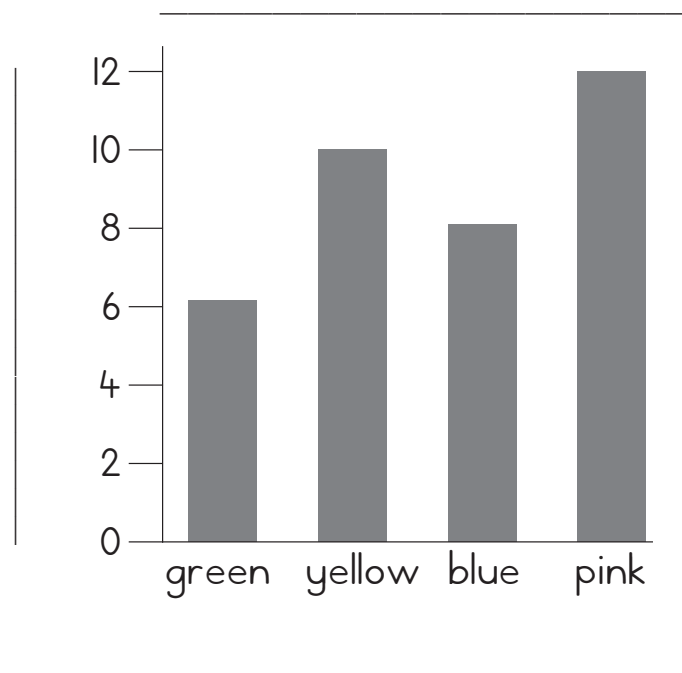
Term 4 Lesson 20

Drawing a bar graph

CLASSWORK ACTIVITY 1

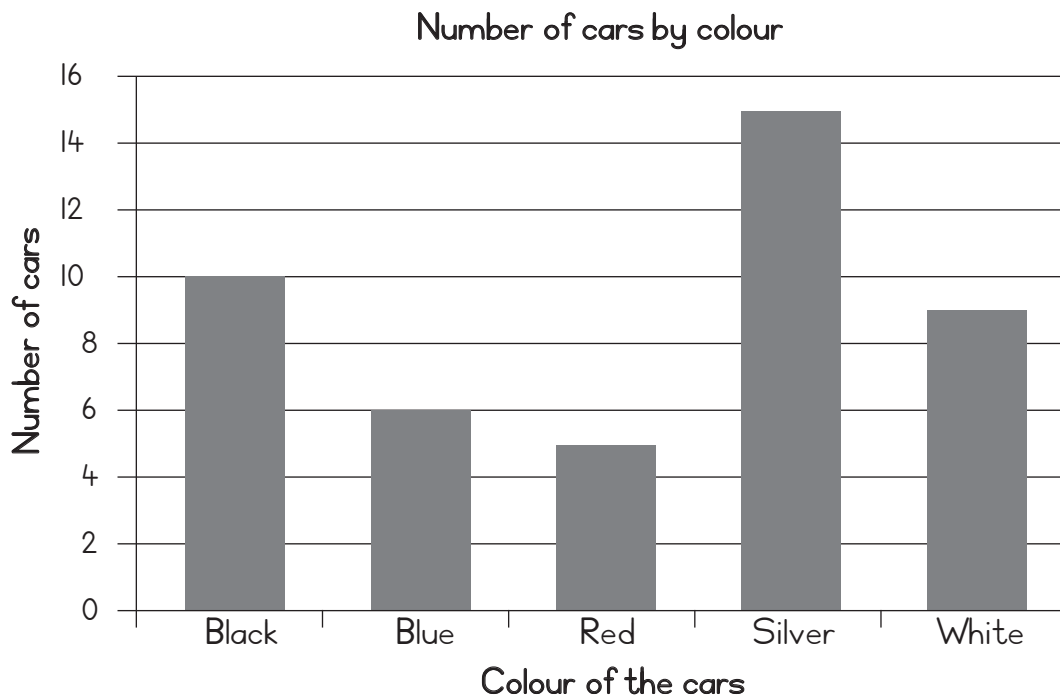
T-shirt colour	Tally	Total
Green		
Yellow		
Blue		
Pink		

CLASSWORK ACTIVITY 2



CLASSWORK

Use this bar graph to answer the questions that follow.



1 How many cars of each colour were counted?

a black _____

b blue _____

c red _____

d silver _____

e white _____

2 What was the most popular colour? _____

3 What was the least popular colour? _____

4 How many more black cars were there than white cars? _____

5 How many less blue cars were there than silver cars? _____

6 What is the total number of cars? _____

HOMEWORK

Draw a bar graph to represent the following data:

Favourite sports	
Soccer	10
Swimming	3
Athletics	8
Cricket	2

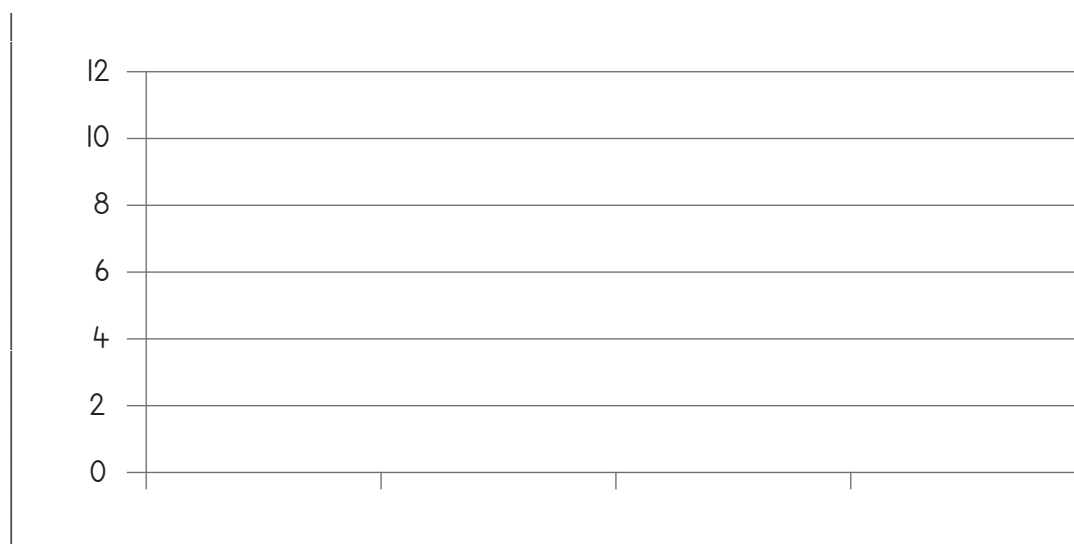
Remember to give a title for the graph and to label the axes.

Term 4 Lesson 21

Tallies and bar graphs (I)


CLASSWORK ACTIVITY I

Favourite colour t-shirt	Tally	Total
Red		
Green		
Yellow		
Blue		



CLASSWORK

The learners in your class have these dogs, cats, spiders, fish and birds as pets.



a Use the tally table to sort the data and find the total of each type of pet.

Pet	Tally	Total
Dogs		
Cats		
Spiders		
Fish		
Birds		

b What is the most popular pet? _____

- c What is the least popular pet? _____
- d How many learners are there in the class? _____
- e What is the difference between the number of dogs and the number of birds as pets?

- f What is the difference between the number of cats and the number of spiders as pets?

- g What else do you notice that is interesting about the information?

HOMWORK

Complete the tally table for this collection of shapes.




Shape	Tally	Total
Triangle		
Circle		
Star		
Square		

Term 4 Lesson 22

Tallies and bar graphs (2)

CLASSWORK ACTIVITY I

Sweet	Tally	Total
Sucker		
Mint		
Chocolate		
Chappies		



- 1 Count the tally totals and complete the table.

Sport	Tally	Total
Soccer		
Rugby		
Netball		
Tennis		


- 2 Represent information in a bar graph.

3 Which is the most popular sport? _____

4 List the sports in order from the least popular to the most popular.

HOMEWORK

Complete the tally table for this collection of shapes.



Shape	Tally	Total
Rectangle		
Circle		
Triangle		
Square		

Term 4 Lesson 23

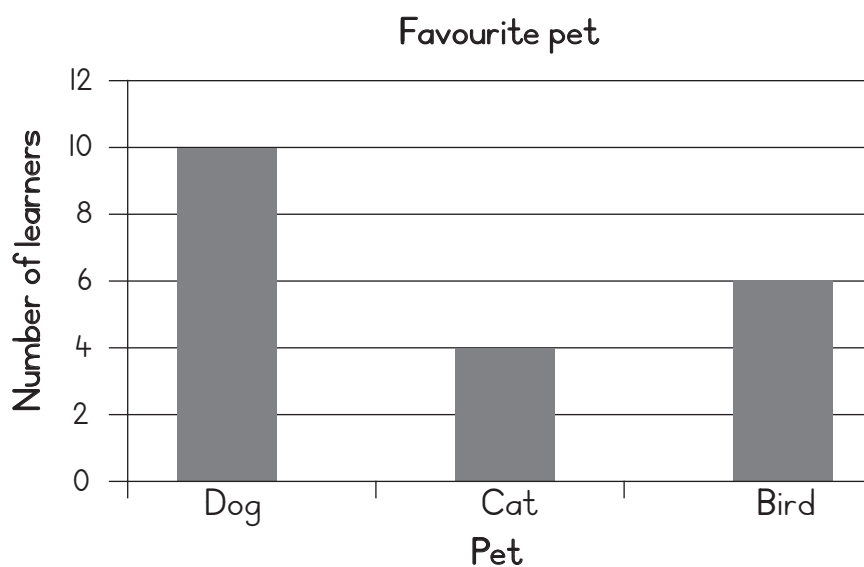
Interpreting data (I)

CLASSWORK ACTIVITY I

Food	Total orders
Hamburgers	10
Hot dogs	5
Pap and meat	15
Rice and chicken	10
Curry pies	20

CLASSWORK

Use the bar graph on *Favourite pets* to answer the questions that follow.



- 1 Which 3 pets are represented in the bar graph?

- 2 Which pet is the most popular? _____

- 3 Which pet is the least popular? _____
- 4 What is the difference in number between learners who like dogs and learners who like birds?
- _____

HOMEWORK

- 1 Use a bar graph to show the data in the table below. Remember to give your graph a title and to label the axes.

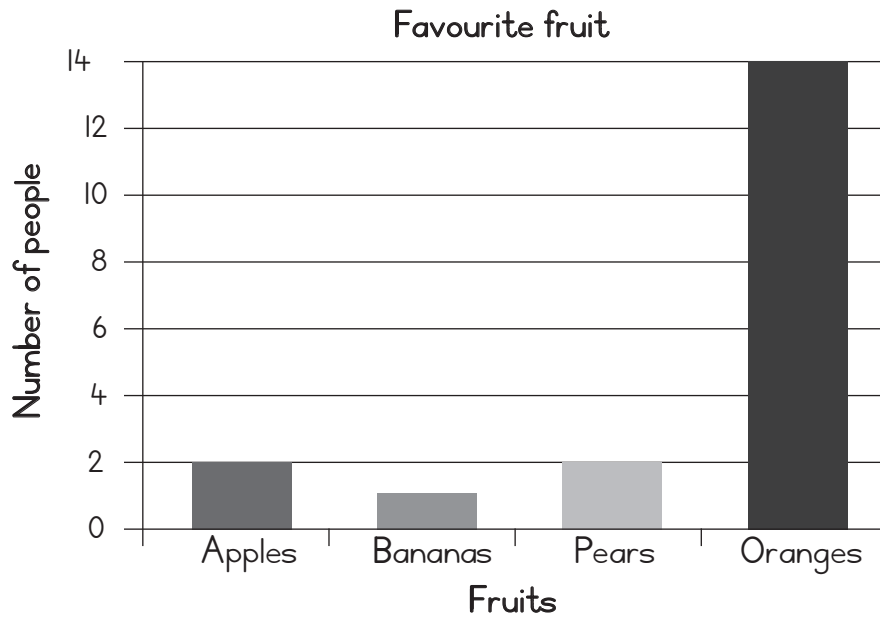
Car colour	Number
Red	4
White	7
Blue	3

- 2 Write two sentences that tell us about the data in the graph.
- _____
- _____

Term 4 Lesson 24

Interpreting data (2)

CLASSWORK ACTIVITY 1

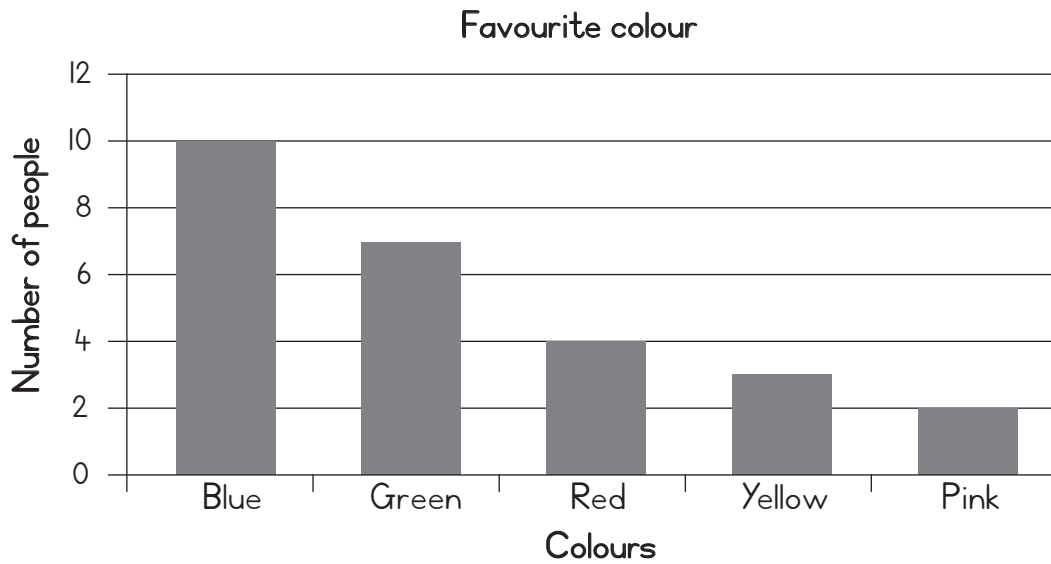


CLASSWORK ACTIVITY 2

Car colour	Number
Red	22
Silver	65
Blue	20
Black	15

CLASSWORK

Answer the questions based on the information in the bar graph.



- 1 What is the favourite colour? _____
- 2 What is the least favourite colour? _____
- 3 What is the difference between the number of people who like green and the number of people who like red?

- 4 How many people were interviewed? _____

HOMEWORK

Answer the questions based on the information in the table.

Favourite colour	Number
Red	16
Yellow	3
Blue	47
Green	39

- 1 What is the favourite colour? _____
- 2 What is the least favourite colour? _____
- 3 What is the difference between the number of people who like green and the number of people who like red?


Term 4 Lesson 25

Assessment

Term 4 Lesson 26

Capacity: litres

CLASSWORK ACTIVITY 1







CLASSWORK

- 1 Use adverts to cut out pictures of five containers with different capacities.
- 2 Stick the pictures in your classwork book from the container that holds the least to the container that holds the most.
- 3 Write the capacity of each container under the picture.
- 4 Mom buys 2 litres of milk and Dad buys another 5 litres. How many litres did they buy altogether?
- 5 Jabu buys 1 litre of coke and Vusi buys 2 litres of coke. How many litres of coke do they have together?

HOMEWORK

- 1 Write the following measurements from the least to the most. 2 litres, 5 litres, 4 litres, 1 litre, 3 litres.

- 2 Estimate how much water each container can hold.

<p>a</p> 	<p>b</p> 	<p>c</p> 	<p>d</p> 
<p>_____ litre</p>	<p>_____ litres</p>	<p>_____ litres</p>	<p>_____ litres</p>

Term 4 Lesson 27


Teaspoons and cups

CLASSWORK ACTIVITY I

	Capacity in spoons		
	Estimate	Measure	Difference
Cup			
Margarine tub			
Jam tin			

CLASSWORK

Draw up to where you think the cups will fill each bottle. The bottle can hold 1 litre.



HOMEWORK

Find pictures of three containers that have different capacities. Paste or draw one in each block.

<p>a Large capacity</p>	<p>b Small capacity</p>
--------------------------------	--------------------------------

Term 4 Lesson 28

Millilitres

CLASSWORK ACTIVITY I



CLASSWORK

1 If one cup fills a jug up to the 250 ml mark, how many cups do you need to a 1 litre jug up to:

a 500 ml _____

b 250 ml _____

c 750 ml _____

d 1000 ml _____

e 1 litre _____

2 Look at the items below and complete the table.



Container	Capacity	
	Litre (l)	millilitre (ml)
Sunlight Liquid		
Milk container		
Vanish		
Dettol		
Green milkshake bottle		
Fanta		

HOMEWORK

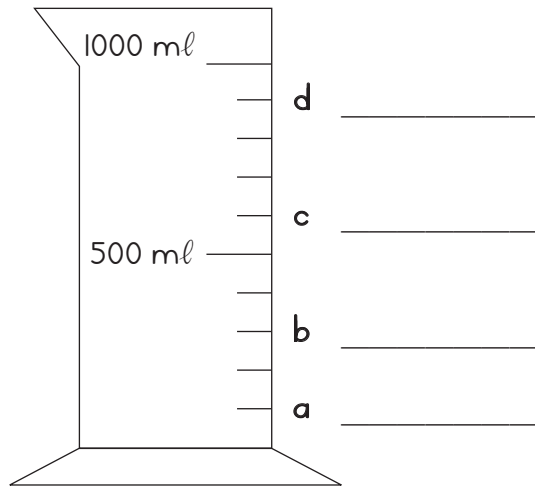
Find three containers at home that have capacities of the following amounts. Paste or draw them in the table.

1 litre	500 ml	250 ml

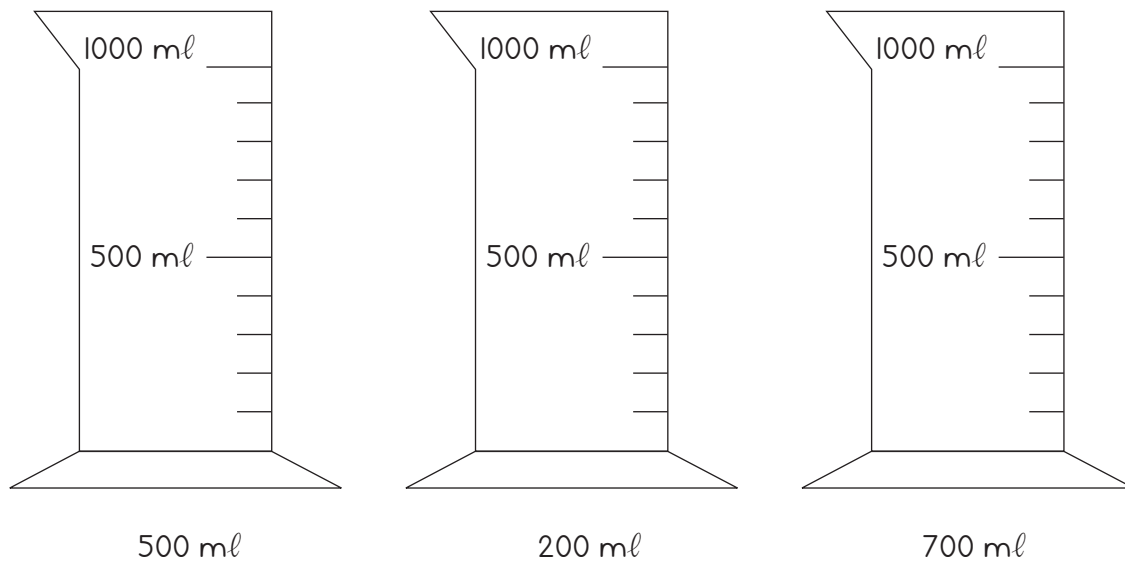
Term 4 Lesson 29

Capacity

CLASSWORK ACTIVITY 1



CLASSWORK ACTIVITY 2



CLASSWORK

1 How many?

a 500 ml into 2 litres. _____

b 1 l into 5 l. _____

c 500 ml into 1 and $\frac{1}{2}$ l. _____

d 250 ml into 500 ml. _____

e 250 ml into 1 l. _____

f 250 ml into 1 and $\frac{1}{2}$ l. _____

g 250 ml into 2000 ml. _____

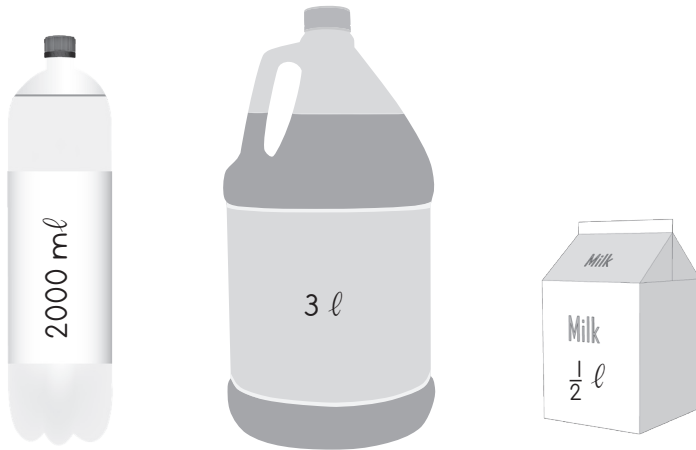
2 Gogo uses 2 cups of milk to make a pudding. If she doubles the recipe, how much milk will she need?

a _____ cups.

b _____ millilitres.

c _____ litres.

- 3 Sort the containers below from those that can hold the most to those that can hold the least.



HOMEWORK

One cup holds 250 ml. How many cups will fill the following containers?

- 1 500 ml jug. _____
- 2 1 l jug. _____
- 3 2 l bottle. _____
- 4 1 and $\frac{1}{2}$ l bottle. _____

Term 4 Lesson 30

Assessment

Term 4 Lesson 31

3-D objects – roll and slide

CLASSWORK

- 1 Use an old magazine/newspaper to find three pictures that each look like one of the following shapes:
 - a Prism
 - b Sphere
 - c Cylinder
- 2 Stick the pictures into the table in size order – from the biggest shape to the smallest shape.

Object	Shapes in order from biggest to smallest
Prism	
Sphere	
Cylinder	

3 Complete the table.

Object	Flat sides or curved sides	Roll/Slide/Roll and slide
Prism		
Sphere		
Cylinder		

HOMEWORK



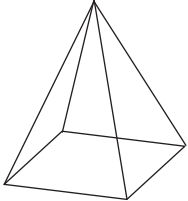
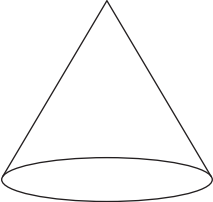
Draw a picture using box-shaped objects.

Term 4 Lesson 32

Describing 3-D objects


CLASSWORK

Complete this table:

Object	Draw all the shapes that make up this object
	
	
	
	

HOMEWORK

Draw a picture using cylinder-shaped objects.

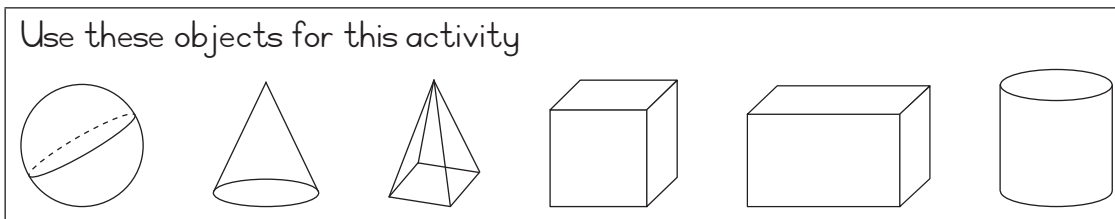


Term 4 Lesson 33

Building 3-D objects

CLASSWORK

1 Copy and complete the table: The first one is done for you.



Object	Circle the objects that can balance on top					

2 Can a cylinder balance on top of a prism? _____

When? _____

3 Can a cube balance on top of a prism? _____

When? _____

4 Can anything balance on top of a sphere? _____

5 Can a sphere balance on top of anything? _____

When? _____

HOMEWORK

Draw a picture using pyramid-shaped objects.

Term 4 Lesson 34

Assessment

Term 4 Lesson 35

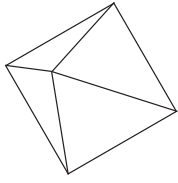
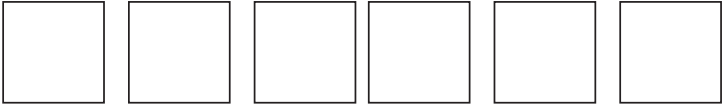
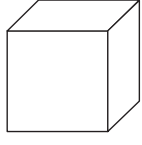
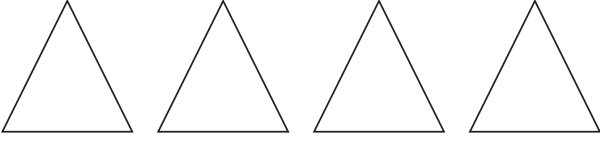

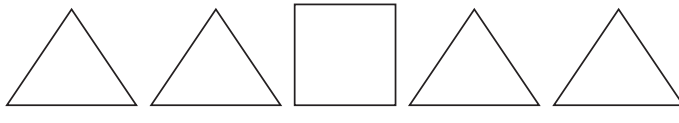
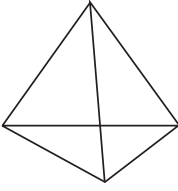

3-D objects (I)

CLASSWORK

1 Draw the following shapes: a cube, a sphere, a cylinder, a cone, a pyramid.

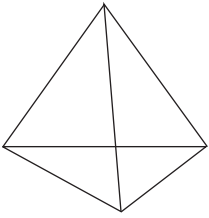

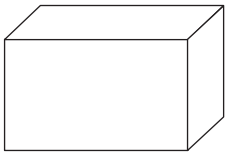
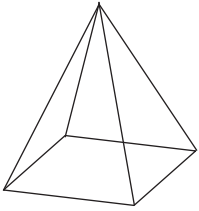
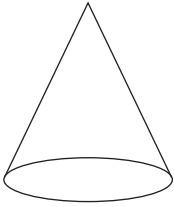
Cube	Sphere	Cylinder	Cone	Pyramid

2 Match each 3-D object with its surfaces.

a		a	
b		b	
c		c	
d		d	

HOMEWORK

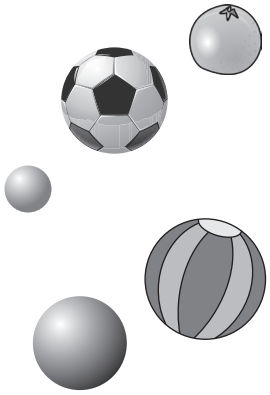


Write down the number and shape of the faces for each 3-D object. The first one has been done for you.

Shape	Number and shapes of the faces
	<p>4 triangles</p>
	
	
	
	

Term 4 Lesson 3b

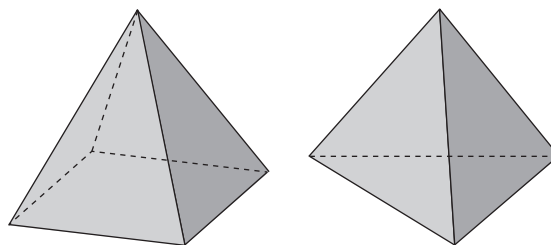
3-D objects (2)

CLASSWORK ACTIVITY 1

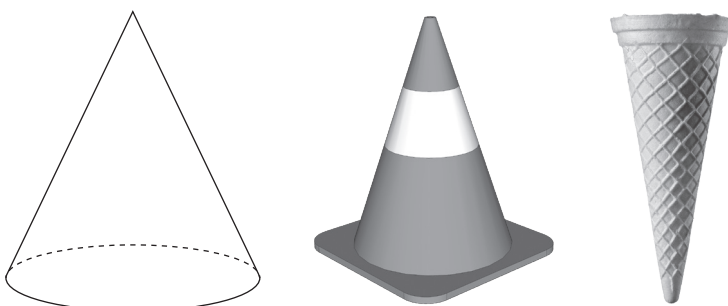
Ball shapes (spheres)	Cylinders	Box shapes (prisms)
		

CLASSWORK ACTIVITY 2

Pyramids


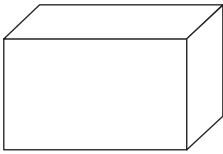
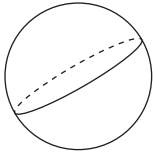
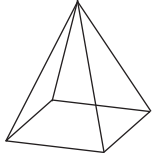
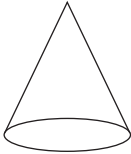


Cones




CLASSWORK

Complete this table in your books.

Object	Name the object-e.g. box	Surface
		_____ flat and _____ curved surfaces.
		_____ flat and _____ curved surfaces.
		_____ flat and _____ curved surfaces.
		_____ flat and _____ curved surfaces.
		_____ flat and _____ curved surfaces.

HOMEWORK

Draw a picture using ball-shaped and cylinder-shaped objects.



Term 4 Lesson 37

Assessment

Term 4 Lesson 38

Preparing for Grade 4 (I)

ADDITION WITH CARRYING AND SUBTRACTION WITH BORROWING

1 Calculate:

a $8 + 6 =$ _____

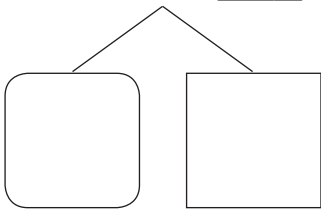
b $3 + 9 =$ _____

c $15 - 7 =$ _____

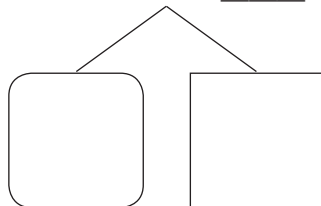
d $13 - 8 =$ _____

2 Break the number down into tens and ones to find the solution:

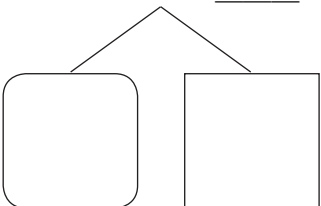
a $67 + 5 =$ _____



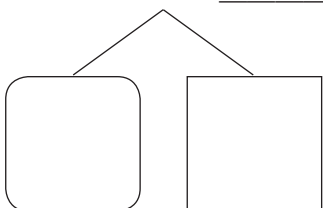
b $49 + 4 =$ _____



c $35 - 9 =$ _____



d $76 - 8 =$ _____



3 Solve the problems:

a $28 + 4 =$ _____

b $92 - 6 =$ _____

ADDITION (COLUMN METHOD)

Solve the following using the column method:

a $64 + 59 =$ _____

b $88 + 59 =$ _____

H	T	O

H	T	O

c $49 + 86 =$ _____

H	T	O

SUBTRACTION (COLUMN METHOD)

Solve using the column method:

a $103 - 46 = \underline{\hspace{2cm}}$

H	T	O

b $107 - 69 = \underline{\hspace{2cm}}$

H	T	O

c $108 - 19 = \underline{\hspace{2cm}}$

H	T	O

NUMBER PATTERNS

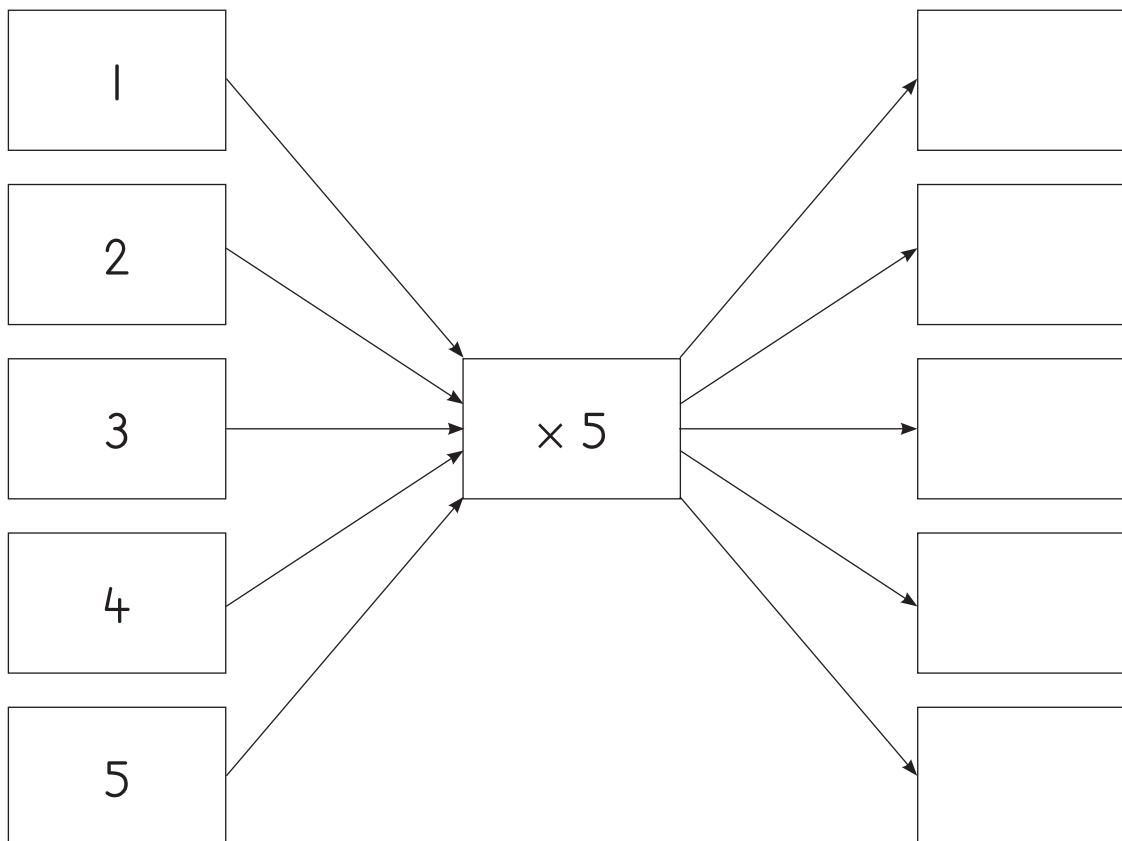
1 Extend the patterns:

a 345, 350, 355, _____, _____, _____, _____

b 492, 496, 500, _____, _____, _____

2 Busi eats 5 sweets a week. How many sweets will she have eaten after 5 weeks?

Solve this word problem using the flow diagram and table below.



Term 4 Lesson 39

Preparing for Grade 4 (2)

MULTIPLICATION TABLES

1 Play the 1 to 9 multiplication card game. Your teacher will explain the rules.

2 Calculate:

a $8 \times 5 =$ _____

b $6 \times 6 =$ _____

c $7 \times 9 =$ _____

d $0 \times 4 =$ _____

DIVISION (SHARING)

Solve the following problems:

a	There are 36 pencils. Share the pencils equally between 4 learners. How many pencils will each learner get?	
	Write the number sentence.	
	Turn it into multiplication.	
	Write the answer.	

b	There are 48 sweets. Share the sweets equally between 8 learners. How many sweets will each learner get?	
	Write the number sentence.	
	Turn it into multiplication.	
	Write the answer.	

DIVISION (GROUPING)

1 Solve the following problem:

There are 21 children. The children must be put in groups of 7. How many groups will there be?	
Write the number sentence.	
Turn it into multiplication.	
Write the answer.	

2 Calculate:

a $35 \div 5 =$ _____

b $54 \div 6 =$ _____

c $72 \div 9 =$ _____

d $40 \div 4 =$ _____

SHARING LEADING TO FRACTIONS

1 Solve the problem:

Themba has 24 flowers.

She gives $\frac{1}{2}$ of her flowers to her friend.

How many flowers does she give to her friend?

Draw the diagram.




Dots

Fractions

Write the number sentences
to show $\frac{1}{2}$ of 24.

Write the answer.

2 Shade half of each fraction strip and write the fraction:

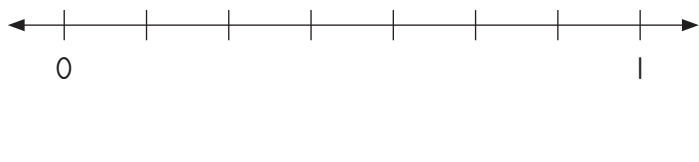
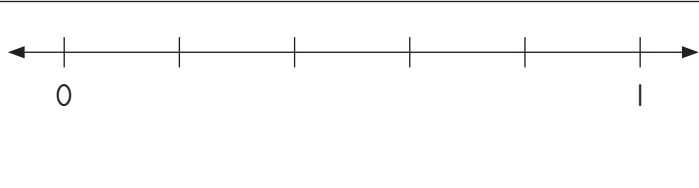
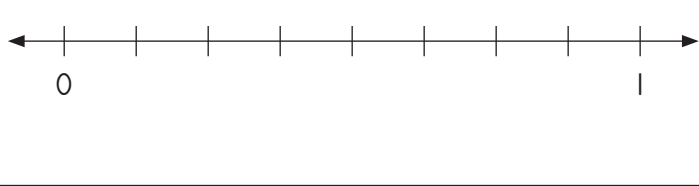
		Fraction
a		
b		
c		

Term 4 Lesson 40

Preparing for Grade 4 (3)

FRACTIONS

1 Write the fractions in the correct place on the number lines.

					Which fraction is smaller?
a	$\frac{5}{7}$	and	$\frac{3}{7}$		
b	$\frac{4}{5}$	and	$\frac{5}{5}$		
c	$\frac{2}{8}$	and	$\frac{4}{8}$		

2 Calculate:

a $\frac{2}{5} + \frac{1}{5} =$ _____

b $\frac{3}{6} + \frac{2}{6} =$ _____

c $\frac{7}{8} - \frac{3}{8} =$ _____

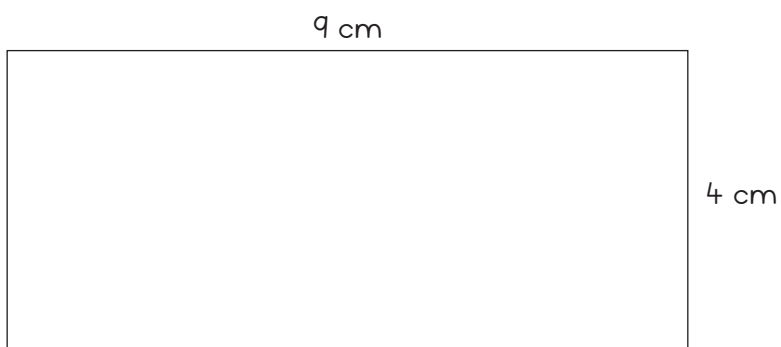
d $\frac{9}{10} - \frac{7}{10} =$ _____

3 Solve the following problem:

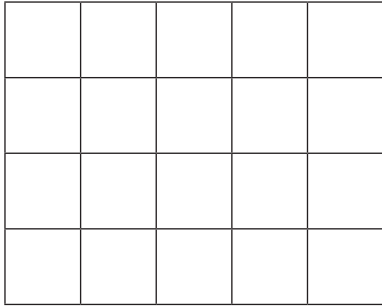
<p>Themba has 20 flowers. She gives $\frac{4}{5}$ of her flowers to her teacher. How many flowers does she give to her teacher?</p>			
<p>Draw the diagram.</p> <table border="1" style="margin-left: 20px;"> <tr> <td>Dots</td> </tr> <tr> <td>Fractions</td> </tr> </table>	Dots	Fractions	
Dots			
Fractions			
<p>Write the number sentences to show $\frac{4}{5}$ of 20.</p>			
<p>Write the answer.</p>			

MEASUREMENT – AREA AND PERIMETER

1 Calculate the perimeter of this rectangle.

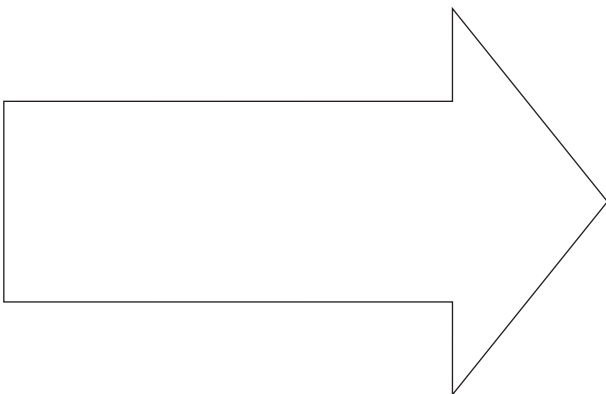
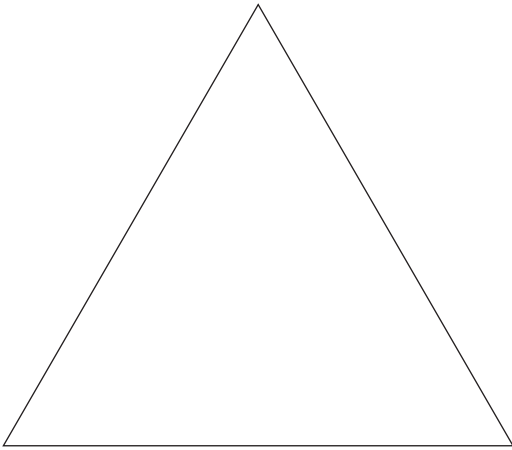


2 What is the area of this rectangle? _____ tiles.





SHAPE AND SPACE - SYMMETRY

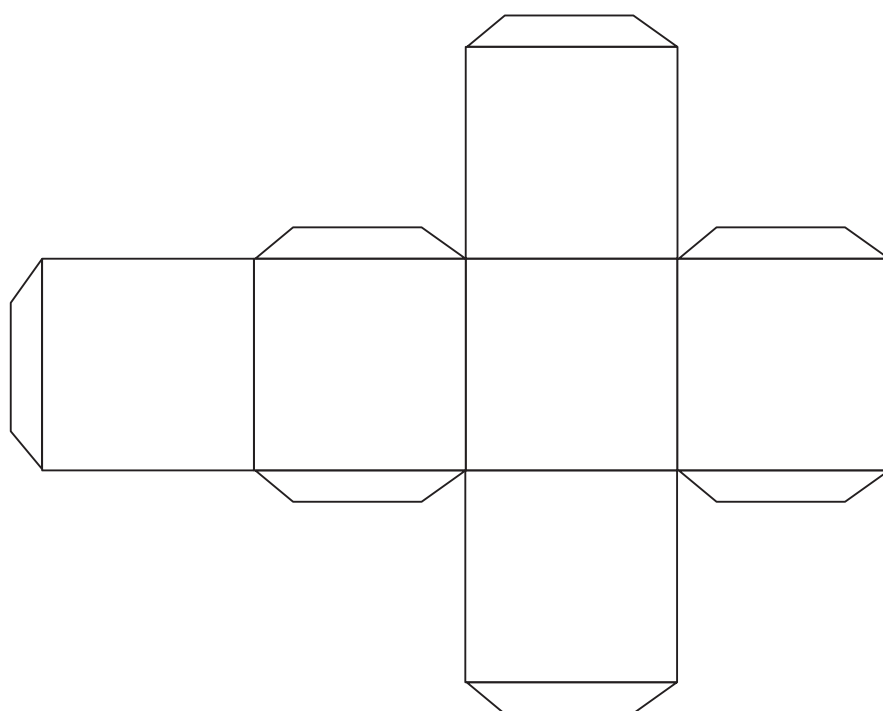

Draw the line of symmetry.



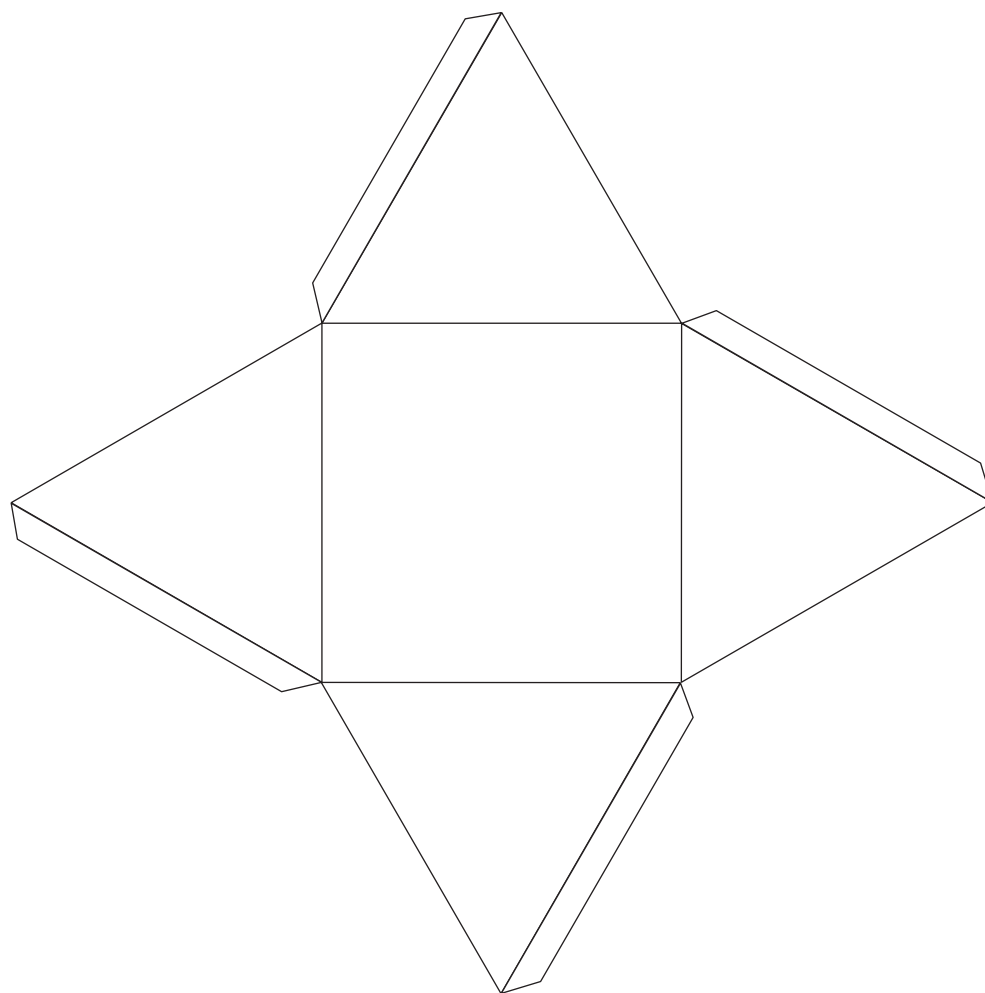
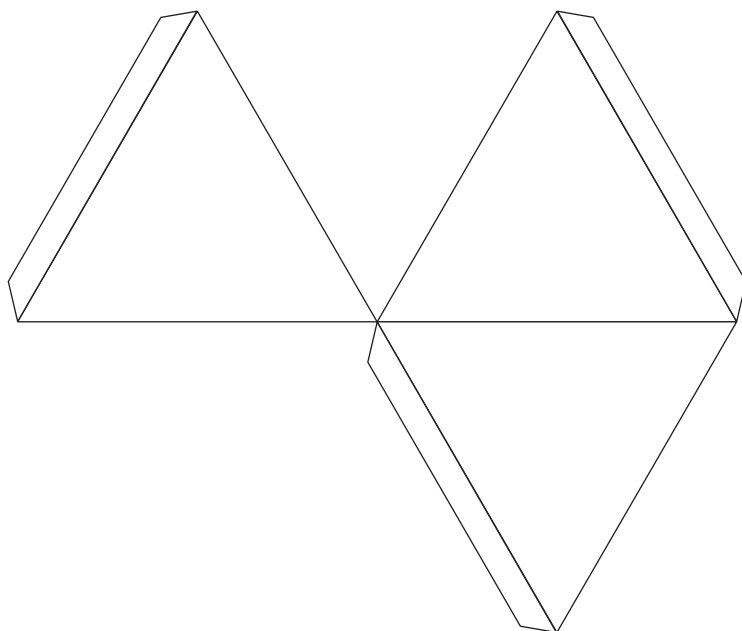
I Printed tens (lesson 8 and 10)



2 Nets (Lesson 33)



3 Nets (Lesson 33)



4 Nets (Lesson 33)

