

**MATHEMATICS**

**Grade 2**

**English**

**Teacher's  
Resource**

**Pack**

**2019 TERM 4**



# Contents

1	Printable Resources	1
	Printable resource sheets	1
1	Array diagram (lesson 1 and other)	2
2	Multiplication table (lesson 3 and other)	3
3	Base ten kit (lesson 10 and other)	4
4	Place value table (lesson 11 and other)	5
5	1000 board (lesson 11 and other)	6
6	Flard cards (lesson 11 and other)	7
7	Money cut-outs – coins (lesson 19–20)	8
8	Money cut-outs – notes (lesson 19–20)	9
9	Money cut-outs – notes (lesson 19–20)	10
2	Written assessments	11
	Written Assessment Lesson 5	11
	Written Assessment Lesson 9	13
	Written Assessment Lesson 14	15
	Written Assessment Lesson 18	16
	Written Assessment Lesson 21	18
	Written Assessment Lesson 27	19
	Written Assessment Lesson 31	21
	Written Assessment Lesson 37	23



# I Printable Resources

## Printable resource sheets



















































*This is a list of the mathematical resources that you will need this term. You need to make sure that you have them for the lessons for which they are recommended.*

1	Array diagram (lesson 1 and other)	2
2	Multiplication table (lesson 3 and other)	3
3	Base ten kit (lesson 10 and other)	5
4	Place value table (lesson 11 and other)	7
5	1000 board (lesson 11 and other)	8
6	Flard cards (lesson 11 and other)	9
7	Money cut-outs – coins (lesson 19–20)	11
8	Money cut-outs – notes (lesson 19–20)	12
9	Money cut-outs – notes (lesson 19–20)	13

### RESOURCES FOR EACH DAY OF TEACHING

There are also other resources such as informal resources (old magazines, pieces of string, scrap paper, etc.) that you may need in certain lessons. You should have a careful look at the list of resources needed for each lesson; this list is given in the lesson plans each day. Prepare yourself, so that you have the necessary resources for the lessons on a daily basis.



## I Array diagram (lesson I and other)

	1	2	3	4	5
1					
2					
3					
4					
5					
6					
7					
8					
9					
10					

## 2 Multiplication table (lesson 3 and other)

	1	2	3	4	5
1	1	2	3	4	5
2	2	4	6	8	10
3	3	6	9	12	15
4	4	8	12	16	20
5	5	10	15	20	25
6	6	12	18	24	30
7	7	14	21	28	35
8	8	16	24	32	40
9	9	18	27	36	45
10	10	20	30	40	50

### 3 Base ten kit (lesson 10 and other)





4 Place value table (lesson 11 and other)

Hundreds	Tens	Ones

## 5 1000 board (lesson 11 and other)

1	2	3	4	5	6	7	8	9	10	11	12	13	14	15	16	17	18	19	20	21	22	23	24	25
26	27	28	29	30	31	32	33	34	35	36	37	38	39	40	41	42	43	44	45	46	47	48	49	50
51	52	53	54	55	56	57	58	59	60	61	62	63	64	65	66	67	68	69	70	71	72	73	74	75
76	77	78	79	80	81	82	83	84	85	86	87	88	89	90	91	92	93	94	95	96	97	98	99	100
101	102	103	104	105	106	107	108	109	110	111	112	113	114	115	116	117	118	119	120	121	122	123	124	125
126	127	128	129	130	131	132	133	134	135	136	137	138	139	140	141	142	143	144	145	146	147	148	149	150
151	152	153	154	155	156	157	158	159	160	161	162	163	164	165	166	167	168	169	170	171	172	173	174	175
176	177	178	179	180	181	182	183	184	185	186	187	188	189	190	191	192	193	194	195	196	197	198	199	200
201	202	203	204	205	206	207	208	209	210	211	212	213	214	215	216	217	218	219	220	221	222	223	224	225
226	227	228	229	230	231	232	233	234	235	236	237	238	239	240	241	242	243	244	245	246	247	248	249	250
251	252	253	254	255	256	257	258	259	260	261	262	263	264	265	266	267	268	269	270	271	272	273	274	275
276	277	278	279	280	281	282	283	284	285	286	287	288	289	290	291	292	293	294	295	296	297	298	299	300
301	302	303	304	305	306	307	308	309	310	311	312	313	314	315	316	317	318	319	320	321	322	323	324	325
326	327	328	329	330	331	332	333	334	335	336	337	338	339	340	341	342	343	344	345	346	347	348	349	350
351	352	353	354	355	356	357	358	359	360	361	362	363	364	365	366	367	368	369	370	371	372	373	374	375
376	377	378	379	380	381	382	383	384	385	386	387	388	389	390	391	392	393	394	395	396	397	398	399	400
401	402	403	404	405	406	407	408	409	410	411	412	413	414	415	416	417	418	419	420	421	422	423	424	425
426	427	428	429	430	431	432	433	434	435	436	437	438	439	440	441	442	443	444	445	446	447	448	449	450
451	452	453	454	455	456	457	458	459	460	461	462	463	464	465	466	467	468	469	470	471	472	473	474	475
476	477	478	479	480	481	482	483	484	485	486	487	488	489	490	491	492	493	494	495	496	497	498	499	500
501	502	503	504	505	506	507	508	509	510	511	512	513	514	515	516	517	518	519	520	521	522	523	524	525
526	527	528	529	530	531	532	533	534	535	536	537	538	539	540	541	542	543	544	545	546	547	548	549	550
551	552	553	554	555	556	557	558	559	560	561	562	563	564	565	566	567	568	569	570	571	572	573	574	575
576	577	578	579	580	581	582	583	584	585	586	587	588	589	590	591	592	593	594	595	596	597	598	599	600
601	602	603	604	605	606	607	608	609	610	611	612	613	614	615	616	617	618	619	620	621	622	623	624	625
626	627	628	629	630	631	632	633	634	635	636	637	638	639	640	641	642	643	644	645	646	647	648	649	650
651	652	653	654	655	656	657	658	659	660	661	662	663	664	665	666	667	668	669	670	671	672	673	674	675
676	677	678	679	680	681	682	683	684	685	686	687	688	689	690	691	692	693	694	695	696	697	698	699	700
701	702	703	704	705	706	707	708	709	710	711	712	713	714	715	716	717	718	719	720	721	722	723	724	725
726	727	728	729	730	731	732	733	734	735	736	737	738	739	740	741	742	743	744	745	746	747	748	749	750
751	752	753	754	755	756	757	758	759	760	761	762	763	764	765	766	767	768	769	770	771	772	773	774	775
776	777	778	779	780	781	782	783	784	785	786	787	788	789	790	791	792	793	794	795	796	797	798	799	800
801	802	803	804	805	806	807	808	809	810	811	812	813	814	815	816	817	818	819	820	821	822	823	824	825
826	827	828	829	830	831	832	833	834	835	836	837	838	839	840	841	842	843	844	845	846	847	848	849	850
851	852	853	854	855	856	857	858	859	860	861	862	863	864	865	866	867	868	869	870	871	872	873	874	875
876	877	878	879	880	881	882	883	884	885	886	887	888	889	890	891	892	893	894	895	896	897	898	899	900
901	902	903	904	905	906	907	908	909	910	911	912	913	914	915	916	917	918	919	920	921	922	923	924	925
926	927	928	929	930	931	932	933	934	935	936	937	938	939	940	941	942	943	944	945	946	947	948	949	950
951	952	953	954	955	956	957	958	959	960	961	962	963	964	965	966	967	968	969	970	971	972	973	974	975
976	977	978	979	980	981	982	983	984	985	986	987	988	989	990	991	992	993	994	995	996	997	998	999	1000

## 6 Flard cards (lesson 11 and other)

1	1 0	1 0 0
2	2 0	2 0 0
3	3 0	3 0 0
4	4 0	4 0 0
5	5 0	5 0 0
6	6 0	6 0 0
7	7 0	7 0 0
8	8 0	8 0 0
9	9 0	9 0 0
		1 0 0 0

## 7 Money cut-outs – coins (lesson 19–20)



# 8 Money cut-outs – notes (lesson 19–20)



## 9 Money cut-outs – notes (lesson 19–20)



## 2 Written assessments

### Written Assessment Lesson 5

1 Complete the table: (5)

		Number sentence with answer																								
a	<table border="1"> <tr> <td></td> <td>1</td> <td>2</td> <td>3</td> <td>4</td> </tr> <tr> <td>1</td> <td>●</td> <td>●</td> <td>●</td> <td>●</td> </tr> <tr> <td>2</td> <td>●</td> <td>●</td> <td>●</td> <td>●</td> </tr> <tr> <td>3</td> <td>●</td> <td>●</td> <td>●</td> <td>●</td> </tr> </table>		1	2	3	4	1	●	●	●	●	2	●	●	●	●	3	●	●	●	●					
	1	2	3	4																						
1	●	●	●	●																						
2	●	●	●	●																						
3	●	●	●	●																						
b	<table border="1"> <tr> <td></td> <td>1</td> <td>2</td> <td>3</td> </tr> <tr> <td>1</td> <td>●</td> <td>●</td> <td>●</td> </tr> <tr> <td>2</td> <td>●</td> <td>●</td> <td>●</td> </tr> <tr> <td>3</td> <td>●</td> <td>●</td> <td>●</td> </tr> <tr> <td>4</td> <td>●</td> <td>●</td> <td>●</td> </tr> <tr> <td>5</td> <td>●</td> <td>●</td> <td>●</td> </tr> </table>		1	2	3	1	●	●	●	2	●	●	●	3	●	●	●	4	●	●	●	5	●	●	●	
	1	2	3																							
1	●	●	●																							
2	●	●	●																							
3	●	●	●																							
4	●	●	●																							
5	●	●	●																							
c	7 groups of 2																									
d	9 groups of 3																									
e	6 groups of 5																									

2 Complete: (3)

	3	4	5		7
$\times 4$	12		20	24	

## 2 Written assessments

---

- 3 There are 7 groups. Each group has 5 children in it. How many children are there altogether? (2)

Number sentence: \_\_\_\_\_

Answer: \_\_\_\_\_ children.



## Written Assessment Lesson 9

1 Complete the table:

(10)

		Answer
a	$3 \times 4 =$	
b	$4 \times 5 =$	
c	$5 \times 4 =$	
d	$9 \times 3 =$	
e	$8 \times 2 =$	
f	$7 \times 3 =$	
g	$7 \times 4 =$	
h	$8 \times 3 =$	
i	$9 \times 5 =$	
j	$6 \times 4 =$	

- 2 Solve the following word problem: (5)

I have 3 bags of shapes. In each bag there are 2 triangles and 5 rectangles. How many shapes do I have altogether?	
Draw a diagram.	
Write the number sentences.	
Write the answer.	

## Written Assessment Lesson 14

1 Write using number symbols. (3)

a 3 hundreds, 6 tens and 0 ones \_\_\_\_\_

b 8 hundreds, 0 tens and 5 ones \_\_\_\_\_

c 4 hundreds, 1 ten and 2 ones \_\_\_\_\_

2 Draw simplified pictorials to show the numbers. (9)

a 836

H	T	O

b 620

H	T	O

c 409

H	T	O

3 Write using number symbols. (3)

a Seven hundred and ten. \_\_\_\_\_

b The number after 559. \_\_\_\_\_

c The number before 990. \_\_\_\_\_

## Written Assessment Lesson 18

### NUMBERS TO 999

1 Write using number symbols. (3)

a 3 hundreds, 6 tens and 0 ones \_\_\_\_\_

b 8 hundreds, 0 tens and 5 ones \_\_\_\_\_

c 4 hundreds, 1 ten and 2 ones \_\_\_\_\_

2 Fill in the missing numbers. (6)

a 836 has 


 hundreds 


 tens 


 ones

b 620 has 


 hundreds 


 tens 


 ones

3 Solve the following: (2)

a Write the following numbers from the smallest number to the biggest number: (1)

220, 202, 222 \_\_\_\_\_

b Write the following numbers from the biggest number to the smallest number: (1)

302, 323, 333 \_\_\_\_\_

### PATTERNS (4)

4 Complete these patterns: (2)

a 440, \_\_\_\_\_, 442, 443, \_\_\_\_\_, 445.

b 299, \_\_\_\_\_, \_\_\_\_\_, 302, 303.

5 Complete these patterns: (2)

a 260, 270 \_\_\_\_\_, 290, \_\_\_\_\_, \_\_\_\_\_, 320.

b 620, 610, \_\_\_\_\_, \_\_\_\_\_, 580, \_\_\_\_\_, 560.

## Written Assessment Lesson 21

- 1 Circle the four coins that will make up 50c. (1)



- 2 Write the values on the three notes to make up R30. (1)

--	--	--

- 3 Buhle spent 60c on sweets. Each sweet cost 10c. How many sweets did she buy? You can draw a picture to show your answer. (2)

- 4 Jabu buys a toy car for R13,75 and pays with a R20 note. How much change will he get? (2)


\_\_\_\_\_

- 5 Phindi babysits. She charges R4 per hour for babysitting. Complete this table for her. The first one has been done for you. (4)

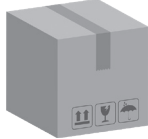
Number of hours	1	2	5	8	10
Cost in Rands	4				

## Written Assessment Lesson 27



1 Do these shapes roll, slide or roll and slide? Circle the correct answer. (3)

	Roll	Slide	Roll and slide
---	------	-------	----------------

	Roll	Slide	Roll and slide
---	------	-------	----------------

	Roll	Slide	Roll and slide
--	------	-------	----------------

2 Circle the correct name of the object. (2)

<p><b>a</b></p> 	Prism
	Sphere
<p><b>b</b></p> 	Cylinder
	Circle

2 Written assessments

---

3 Draw two prisms (box shapes) of different size. Circle the smaller one. (2)

4 Draw two spheres (ball shapes) of different size. Circle the bigger one. (2)



## Written Assessment Lesson 31

1 Draw 19 suckers. Share the suckers equally into two groups. (5)

a Are there any suckers left over? \_\_\_\_\_

b Fill in the missing numbers:

\_\_\_\_\_ shared between \_\_\_\_\_ is \_\_\_\_\_.

The remainder is \_\_\_\_\_.

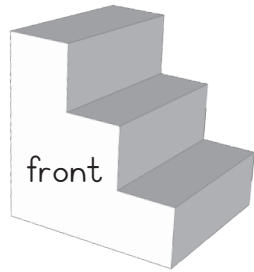
2 Draw a picture of a child standing on top of a chair. (2)

3 3 friends share 6 chocolate bars equally. (3)

a Draw a picture that shows how they share the chocolate bars.

b How many chocolate bars will each friend get? \_\_\_\_\_

4 Draw three views of this shape:







(3)

Front View	Top View	Side View

# Written Assessment Lesson 37

1 Use the pictograph to answer the questions that follow. (4)


Weather conditions

9				
8		●		
7		●		
6		●		
5	●	●		●
4	●	●		●
3	●	●	●	●
2	●	●	●	●
1	●	●	●	●
				

Key: ● = 1 day

- How many rainy days were there? \_\_\_\_\_
- How many sunny days were there? \_\_\_\_\_
- Were there more sunny days or rainy days? \_\_\_\_\_
- Were there more windy days or cloudy days? \_\_\_\_\_

2 Use the information below to complete the pictograph. Use circles to represent the pictures. (4)



Transport pictures

16				
15				
14				
13				
12				
11				
10				
9				
8				
7				
6				
5				
4				
3				
2				
1				
	Trains	Ships	Cars	Planes

Key: \_\_\_\_\_ = one item

3 Answer the following questions by looking at the information in the pictograph.

a Which picture is there the most of? \_\_\_\_\_ (1)

b Are there less cars or ships? \_\_\_\_\_ (1)

